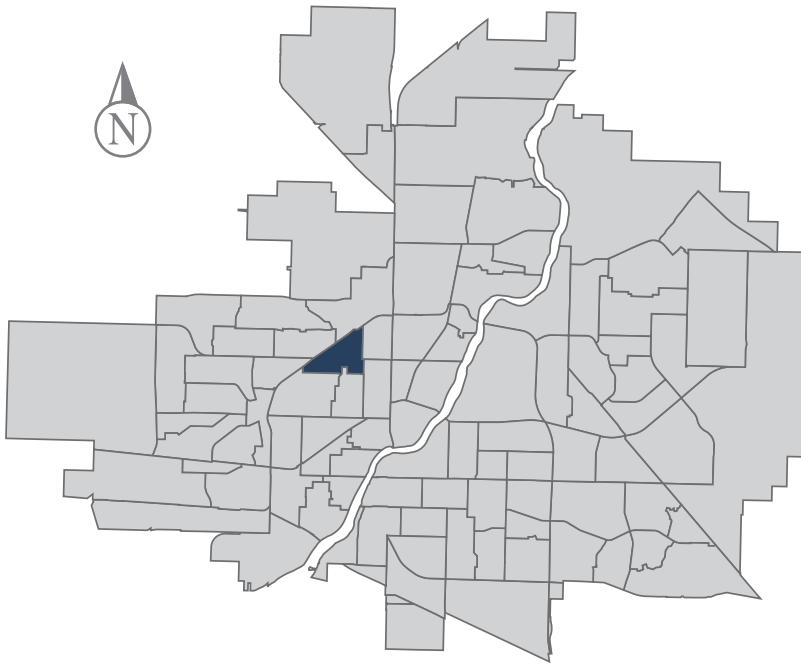


Hudson Bay Park

MUNICIPAL WARD 1



Population
2,245



COMMUNITY QUICK FACTS



62.1%

homeownership



\$295,295

average
sale price



\$38,580

median
personal
income


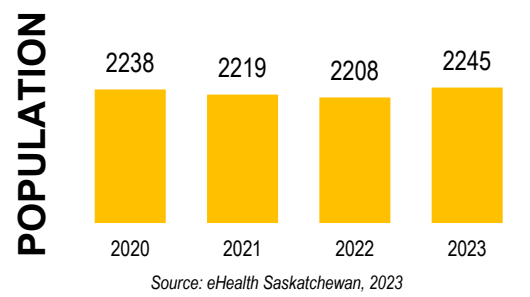


2.1

household
size



HUDSON BAY PARK



Ethnic Diversity

* Higher number indicates greater diversity

Location	2021
Hudson Bay Park	0.28
Saskatoon	0.46

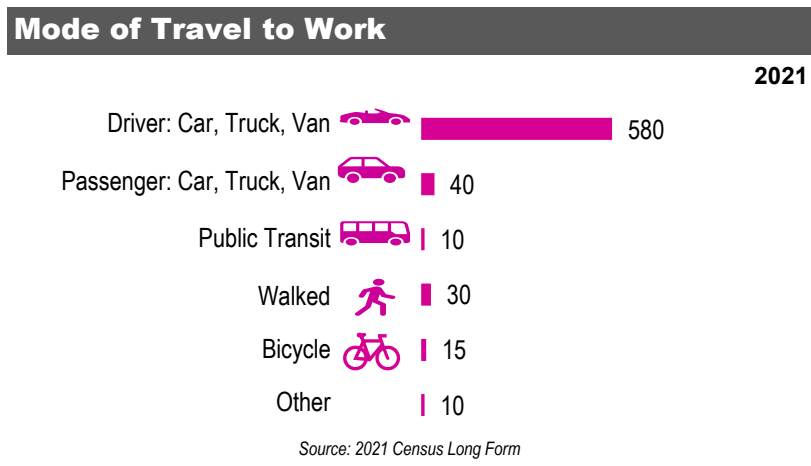
Source: 2021 Census

Mother Tongue

2021

Language	Count
English	1420
Tagalog (Pilipino, Filipino)	20
German	45
Cebuano	0
French	35
Ukrainian	20

Source: 2021 Census



Registered Vehicles

	2021	2022
Total (LV & PV)	1813	3629
Per Person	0.8	1.6
Saskatoon Per Person	0.8	0.9

LV - light vehicles (commercial & private) PV - private passenger vehicle

Source: SGI

Education Level

2021

No Certificate/diploma/degree	145
High school certificate or equivalent	335
Apprentice/trades certificate/diploma	115
College/CEGEP/non-university cert./dipl.	205
University diploma or degree	15

Source: 2021 Census Long Form

Postsecondary Enrolment

	2020	2021	2022
Saskatchewan Polytechnic	40	33	41
University of Saskatchewan	29	2	27

Source: Saskatchewan Polytechnic Administrative Office and University of Saskatchewan Registrar's Office

Enrolment by School

	2020	2021	2022
P- Saskatoon Public School			
Henry Kelsey School (p)	306	259	239
St. Edward School (s)	166	141	145
S - Greater Saskatoon Catholic Schools			

Source: Saskatoon Public School Division & Greater Saskatoon Catholic Schools

Household Structure

	2021
One-family households	370
Multiple-family households	0
Non-family households	420
Total one-parent families	105
Total households	845
Household size	2.1

Source: 2021 Census

Age of Dwelling

	2021
Before 1960	39%
1961-1980	44%
1981-1990	7%
1991-2000	3%
2001-2005	1%
2006-2010	0%
2011-2016	1%
2016-2021	4%

Source: 2021 Census

Housing Affordability

Median Multiple	2021	2022
Saskatoon	3.98	3.81
Hudson Bay Park	3.23	3.49

Note: Median Multiple of 3.0 & under is rated as "affordable"

Source: City of Saskatoon, Assessment & Taxation and RBC Economics Research

Housing Costs

	2021
Average Owner's Major Payments	\$1,156
Average Gross Rent	\$1,268

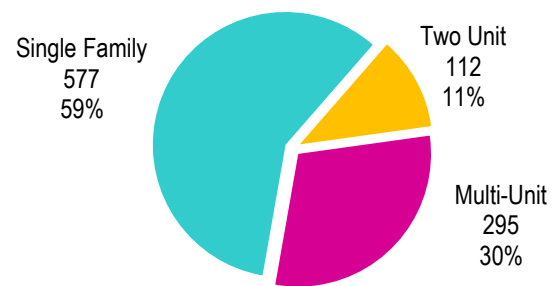
Source: 2021 Census

Housing by Tenure

	2021
Rented	38%
Owned	62%

Source: 2021 Census

Dwelling Unit Count



Total Dwellings	984	
Neighbourhood Area	127.8 hectares	315.7 acres
Dwelling Units per Area	7.7 per hectare	3.1 per acre

Source: City of Saskatoon, Planning & Development

Real Estate Sales

2022	No. of Sales	Average Price
Condo Townhouse	0	\$ -
High Rise Apt Condo	0	\$ -
Low Rise Apt Condo	0	\$ -
Semi-detached	1	\$ 315,000
Semi-detached - two titles	0	\$ -
Single Family Dwelling	30	\$ 275,590

Source: City of Saskatoon, Assessment & Taxation

Park Space

2022	Hectares	Acres
Total Park Area	20.1	49.7
Population per Park Area	111.6	45.2

Park Type: N - Neighbourhood D - District MD - Multi-district
SU - Special Use I - Industrial

Henry Kelsey	N	11.5	28.5
Henry Kelsey North	N	1.5	3.6
Pierre Radisson	D	1.4	3.6
Riversdale Kiwanis	SU	5.7	14.0

Source: City of Saskatoon, Planning & Development

HUDSON BAY PARK

Voter Turn-out (%)

Provincial	2007	64%
Federal	2008	53%
Civic	2009	32%
Federal	2011	51%
Provincial	2011	53%
Civic	2012	31%
Federal	2015	62%
Provincial	2016	29%
Civic	2016	28%
Federal	2019	60%
Provincial	2020	45%
Civic	2020	22%

Licensed Home-Based Businesses

	2021	2022
Saskatoon	5353	5293
Hudson Bay Park	31	34

Source: City of Saskatoon, Business License Program

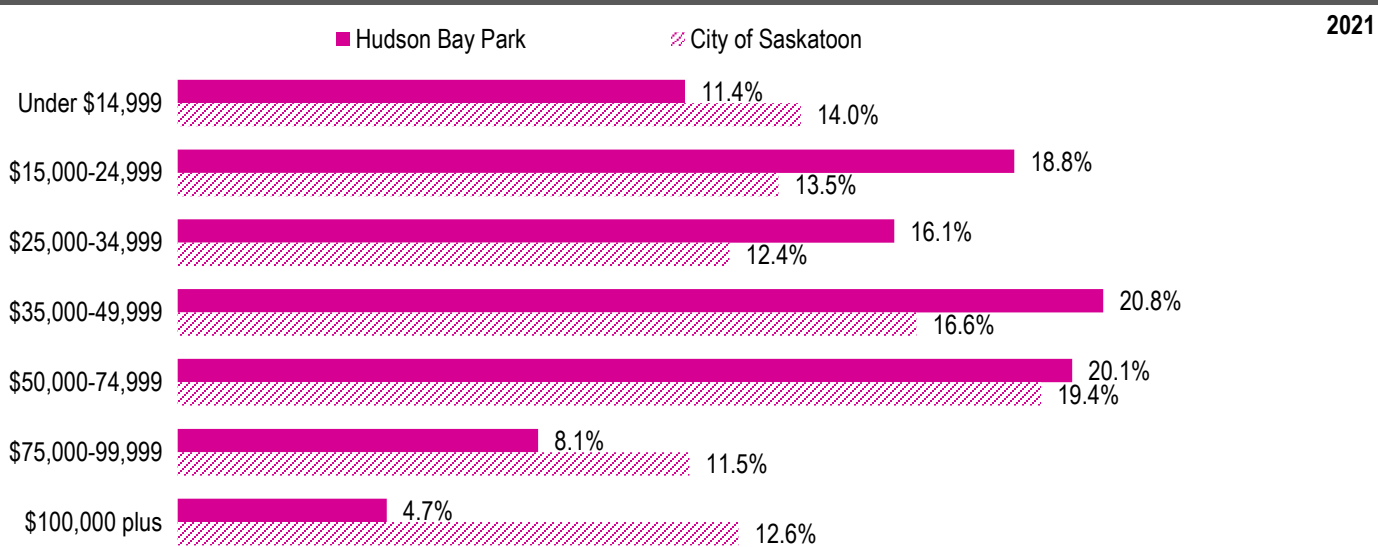
Labour Force

	Hudson Bay Park	Saskatoon
Labour Force Participation Rate	58.3%	69.7%
Economic Dependency Ratio	40.6%	19.5%
Median Total Income (personal)	\$36,870	\$43,820
Provincial Index of Median Income (base=100)	87.70	104.20
Canadian Index of Median Income (base=100)	88.50	105.20

Source: City of Saskatoon, City Clerk's office; Elections Saskatchewan; and Elections Canada

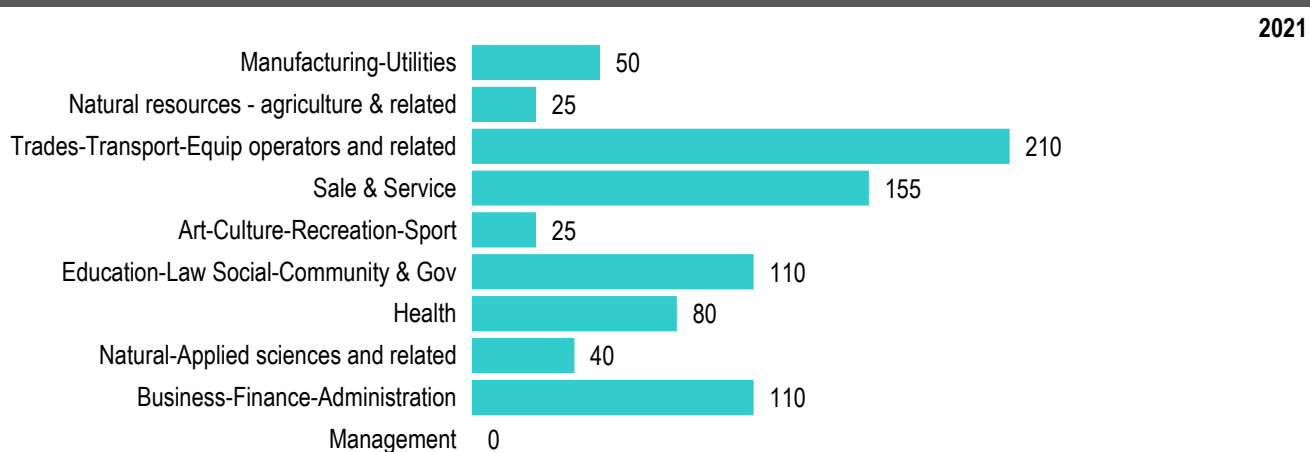
Source: Statistics Canada, Income Statistics Division, T1 Family File (T1FF) based on the final tax file, 2021

Personal Income



Source: Statistics Canada, Income Statistics Division, T1 Family File (T1FF) based on the final tax file, 2021

Major Occupation



Source: 2021 Census