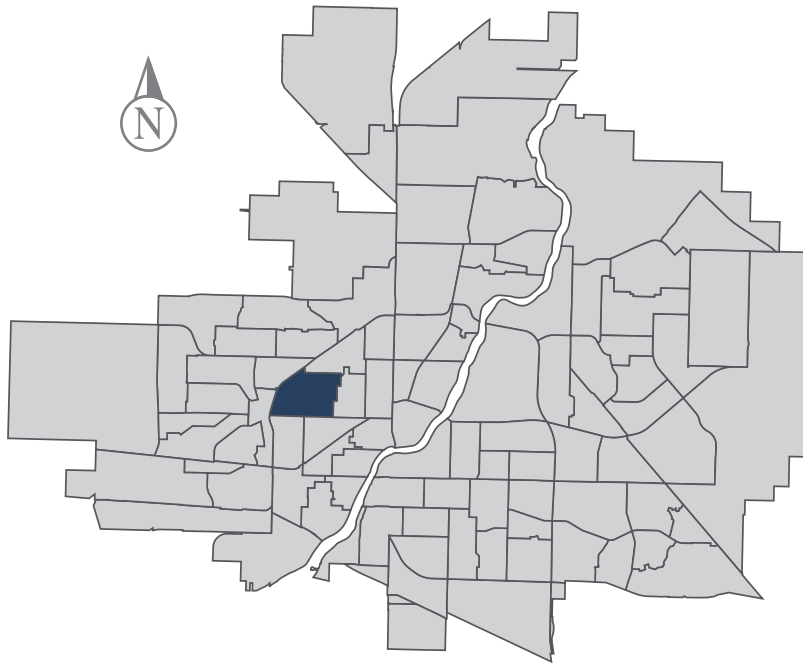


# Mount Royal

## MUNICIPAL WARD 4



Population  
5,305



## COMMUNITY QUICK FACTS



61.3%

homeownership



\$272,905

average  
sale price



\$34,290

median  
personal  
income



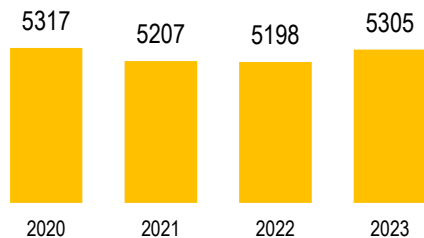
2.4

household  
size



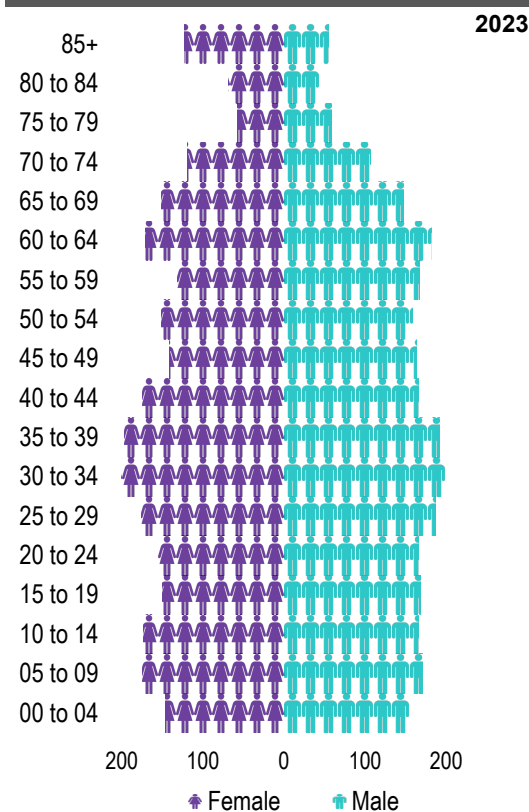
# MOUNT ROYAL

## POPULATION



Source: eHealth Saskatchewan, 2023

## Age Group



## Ethnic Diversity

\* Higher number indicates greater diversity

Location	2021
Mount Royal	0.52
Saskatoon	0.46

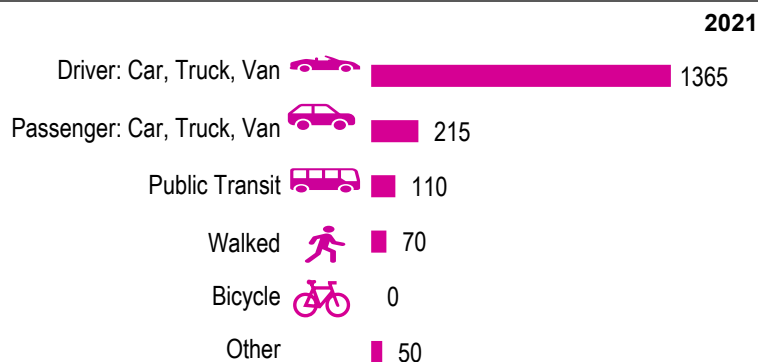
Source: 2021 Census

## Mother Tongue

Top Languages	2021
English	3410
Tagalog (Pilipino, Filipino)	315
Bengali	90
Ukrainian	65
Spanish	25

Source: 2021 Census

## Mode of Travel to Work



Source: 2021 Census Long Form

## Registered Vehicles

	2021	2022
Total (LV & PV)	3727	3678
Per Person	0.7	0.7
Saskatoon Per Person	0.8	0.9

LV - light vehicles (commercial & private) PV - private passenger vehicle

Source: SGI

## Education Level

	2021
No Certificate/diploma/degree	380
High school certificate or equivalent	885
Apprentice/trades certificate/diploma	260
College/CEGEP/non-university cert./dipl.	440
University diploma or degree	85

Source: 2021 Census Long Form

## Postsecondary Enrolment

	2020	2021	2022
Saskatchewan Polytechnic	63	48	69
University of Saskatchewan	92	0	91

Source: Saskatchewan Polytechnic Administrative Office and University of Saskatchewan Registrar's Office

## Enrolment by School

	P - Saskatoon Public School	S - Greater Saskatoon Catholic Schools		
		2020	2021	2022
Howard Coad School (p)	271	262	292	
Mount Royal Collegiate (p)	743	756	582	
St. Gerard School (s)	425	410	392	
St. Maria Goretti (s)	158	169	187	
Royal West Campus (p)	253	263	142	

Source: Saskatoon Public School Division & Greater Saskatoon Catholic Schools

## Household Structure

	2021
One-family households	900
Multiple-family households	10
Non-family households	765
Total one-parent families	275
Total households	1820
Household size	2.4

Source: 2021 Census

## Age of Dwelling

	2021
Before 1960	44%
1961-1980	44%
1981-1990	4%
1991-2000	3%
2001-2005	1%
2006-2010	1%
2011-2016	1%
2016-2021	1%

Source: 2021 Census

## Housing Affordability

Median Multiple	2021	2022
Saskatoon	3.98	3.81
Mount Royal	3.02	3.23

Note: Median Multiple of 3.0 & under is rated as "affordable"

Source: City of Saskatoon, Assessment & Taxation and RBC Economics Research

## Housing Costs

	2021
Average Owner's Major Payments	\$1,216
Average Gross Rent	\$1,000

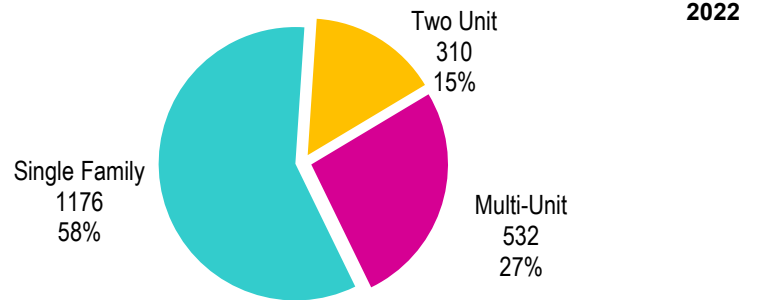
Source: 2021 Census

## Housing by Tenure

	2021
Rented	39%
Owned	61%

Source: 2021 Census

## Dwelling Unit Count



<b>Total Dwellings</b>	<b>2018</b>	
<b>Neighbourhood Area</b>	<b>198.2 hectares</b>	<b>489.7 acres</b>
<b>Dwelling Units per Area</b>	<b>10.2 per hectare</b>	<b>4.1 per acre</b>

Source: City of Saskatoon, Planning & Development

## Real Estate Sales

2022	No. of Sales	Average Price
Condo Townhouse	1	\$ 175,000
High Rise Apt Condo	0	\$ -
Low Rise Apt Condo	0	\$ -
Semi-detached	1	\$ 388,000
Semi-detached - two titles	0	\$ -
Single Family Dwelling	80	\$ 255,714

Source: City of Saskatoon, Assessment & Taxation

## Park Space

2022	Hectares	Acres
<b>Total Park Area</b>	11.3	27.9
<b>Population per Park Area</b>	470.0	190.2

Park Type: N - Neighbourhood D - District MD - Multi-district  
SU - Special Use I - Industrial

<b>Mount Royal</b>	<b>D</b>	3.2	7.8
<b>Riversdale Kiwanis</b>	<b>SU</b>	1.9	4.8
<b>Sifton</b>	<b>N</b>	6.2	15.3

Source: City of Saskatoon, Planning & Development

# MOUNT ROYAL

## Voter Turn-out (%)

Provincial	2007	70%
Federal	2008	50%
Civic	2009	28%
Federal	2011	53%
Provincial	2011	55%
Civic	2012	26%
Federal	2015	65%
Provincial	2016	31%
Civic	2016	23%
Federal	2019	59%
Provincial	2020	44%
Civic	2020	18%

## Licensed Home-Based Businesses

	2021	2022
Saskatoon	5353	5293
Mount Royal	72	65

Source: City of Saskatoon, Business License Program

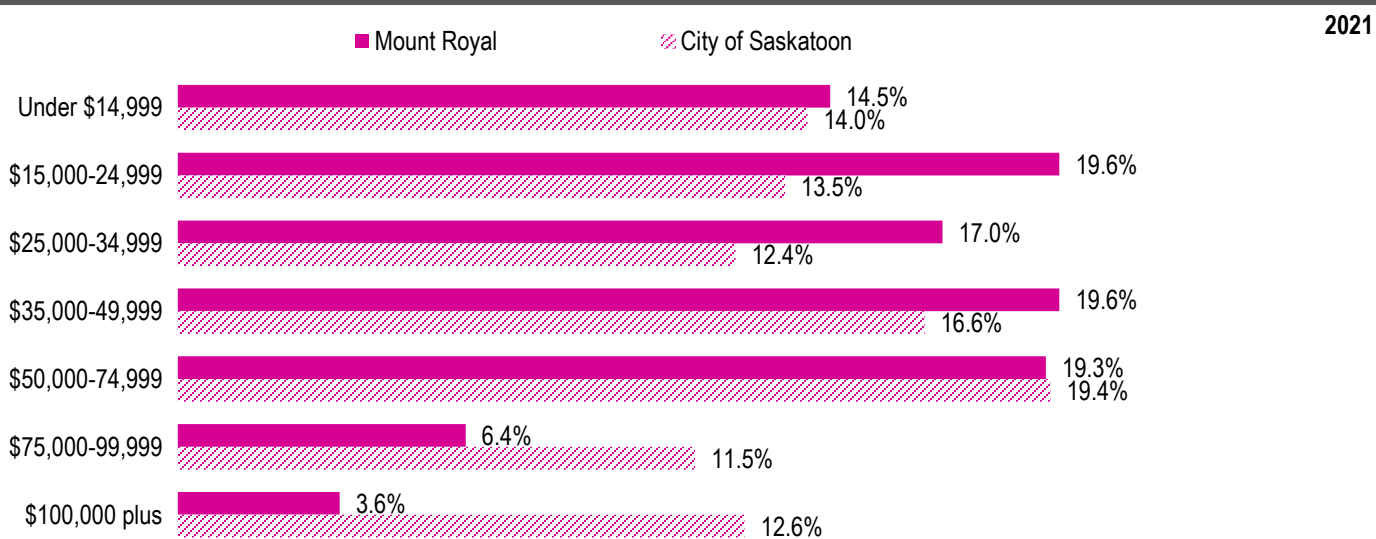
## Labour Force

	Mount Royal	Saskatoon
<b>Labour Force Participation Rate</b>	61.8%	69.7%
<b>Economic Dependency Ratio</b>	40.8%	19.5%
<b>Median Total Income (personal)</b>	\$34,140	\$43,820
<b>Provincial Index of Median Income (base=100)</b>	81.20	104.20
<b>Canadian Index of Median Income (base=100)</b>	82.00	105.20

Source: City of Saskatoon, City Clerk's office; Elections Saskatchewan; and Elections Canada

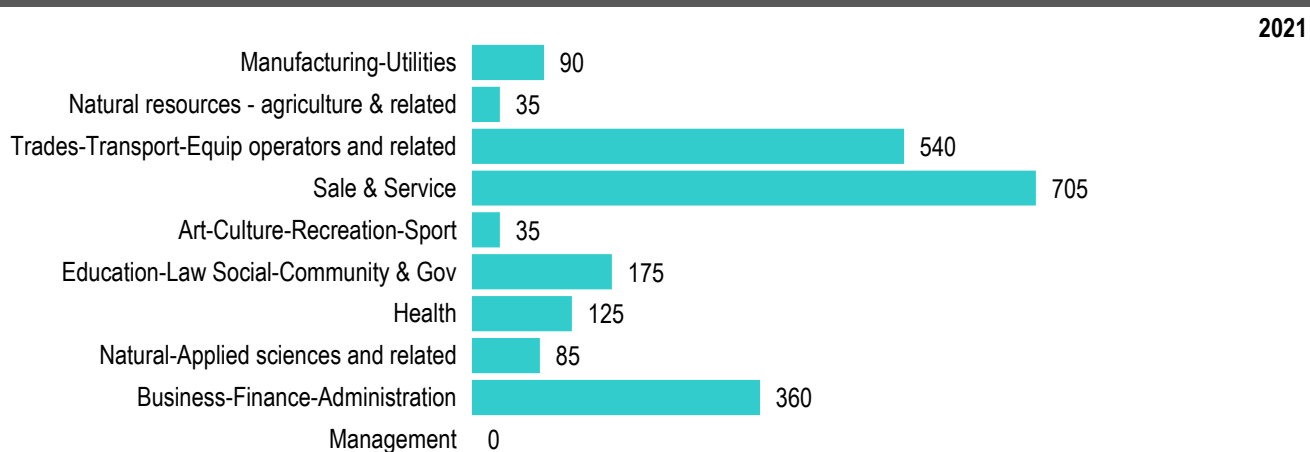
Source: Statistics Canada, Income Statistics Division, T1 Family File (T1FF) based on the final tax file, 2021

## Personal Income



Source: Statistics Canada, Income Statistics Division, T1 Family File (T1FF) based on the final tax file, 2021

## Major Occupation



Source: 2021 Census