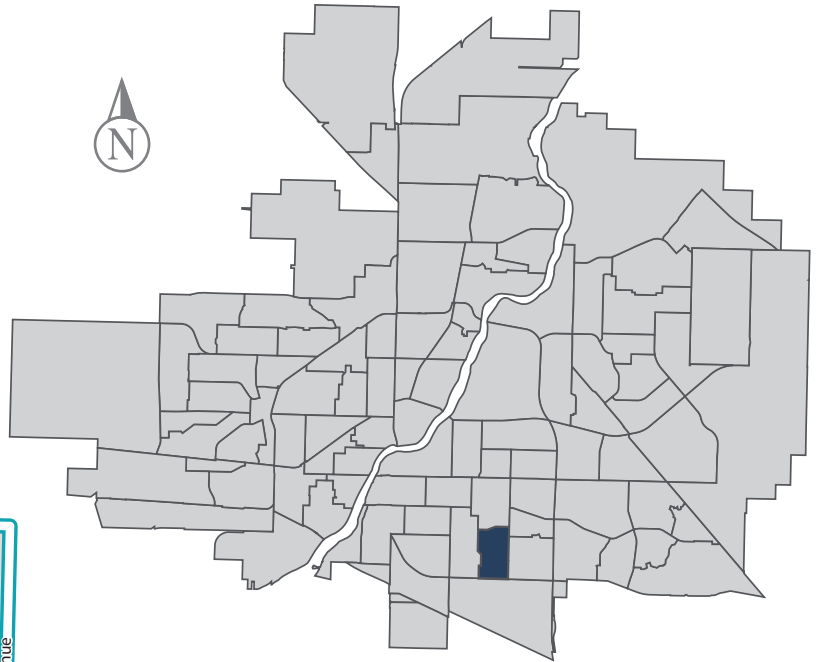


Nutana Park

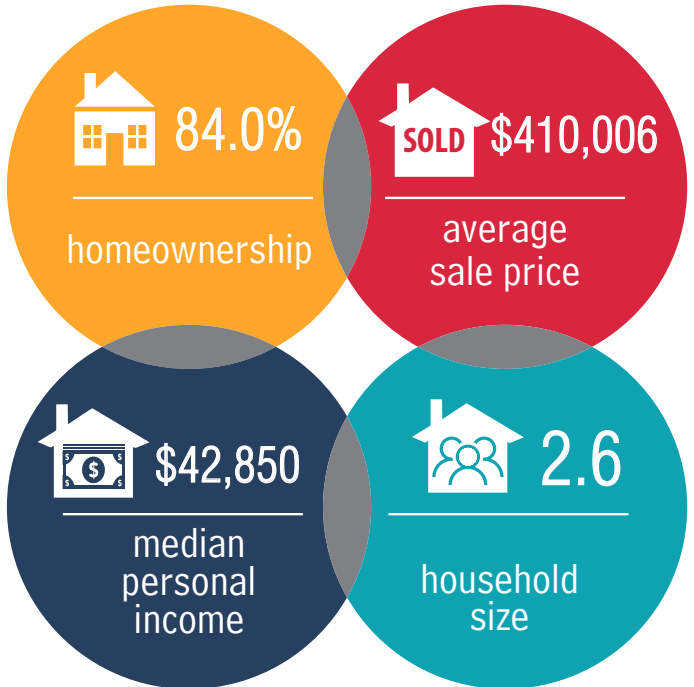
MUNICIPAL WARD 7




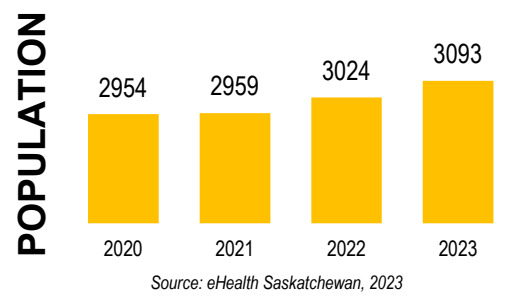
Population
3,093



COMMUNITY QUICK FACTS



NUTANA PARK



Ethnic Diversity

* Higher number indicates greater diversity

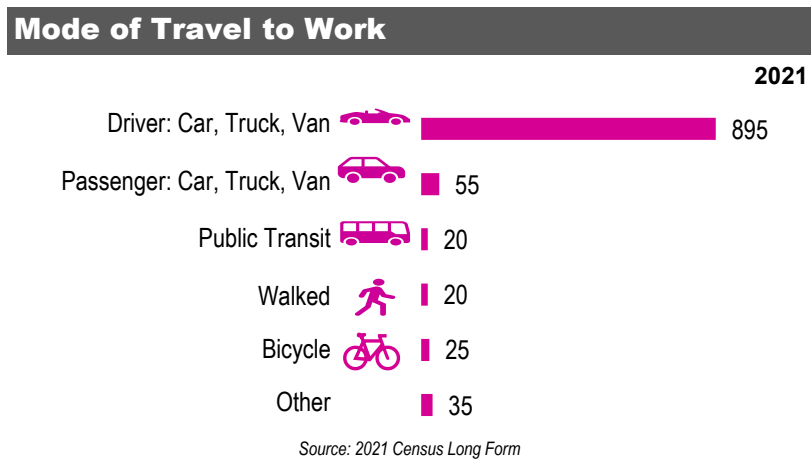
| Location | 2021 |
|-------------|------|
| Nutana Park | 0.21 |
| Saskatoon | 0.46 |

Source: 2021 Census

Mother Tongue

| Top Languages | 2021 |
|------------------------------|------|
| English | 2410 |
| Somali | 0 |
| Tagalog (Pilipino, Filipino) | 0 |
| French | 40 |
| German | 20 |
| Mandarin | 0 |

Source: 2021 Census



Registered Vehicles

| | 2021 | 2022 |
|----------------------|------|------|
| Total (LV & PV) | 3160 | 2729 |
| Per Person | 1.0 | 0.9 |
| Saskatoon Per Person | 0.8 | 0.9 |

LV - light vehicles (commercial & private) PV - private passenger vehicle

Source: SGI

Education Level

2021

| | |
|--|-----|
| No Certificate/diploma/degree | 35 |
| High school certificate or equivalent | 345 |
| Apprentice/trades certificate/diploma | 175 |
| College/CEGEP/non-university cert./dipl. | 295 |
| University diploma or degree | 45 |

Source: 2021 Census Long Form

Postsecondary Enrolment

| | 2020 | 2021 | 2022 |
|----------------------------|------|------|------|
| Saskatchewan Polytechnic | 25 | 19 | 21 |
| University of Saskatchewan | 146 | 142 | 136 |

Source: Saskatchewan Polytechnic Administrative Office and University of Saskatchewan Registrar's Office

Enrolment by School

| | 2020 | 2021 | 2022 |
|--|------|------|------|
| P- Saskatoon Public School | | | |
| S - Greater Saskatoon Catholic Schools | | | |
| Prince Philip School (p) | 234 | 219 | 219 |

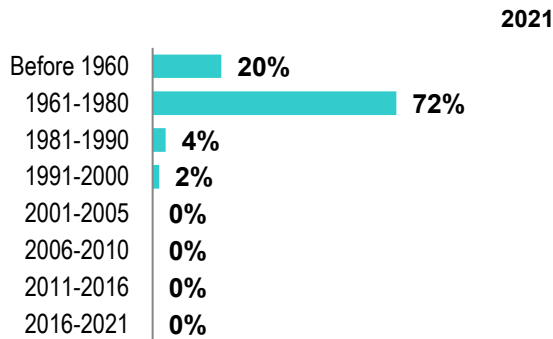
Source: Saskatoon Public School Division & Greater Saskatoon Catholic Schools

Household Structure

| | 2021 |
|----------------------------|------|
| One-family households | 715 |
| Multiple-family households | 10 |
| Non-family households | 265 |
| Total one-parent families | 135 |
| Total households | 1045 |
| Household size | 2.6 |

Source: 2021 Census

Age of Dwelling



Source: 2021 Census

Housing Affordability

| Median Multiple | 2021 | 2022 |
|-----------------|------|------|
| Saskatoon | 3.98 | 3.81 |
| Nutana Park | 4.17 | 4.85 |

Note: Median Multiple of 3.0 & under is rated as "affordable"

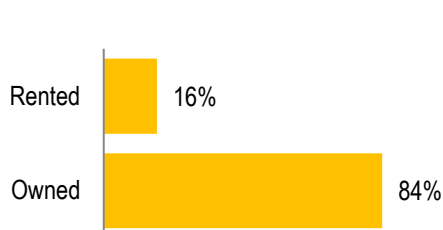
Source: City of Saskatoon, Assessment & Taxation and RBC Economics Research

Housing Costs

| | 2021 |
|--------------------------------|---------|
| Average Owner's Major Payments | \$1,332 |
| Average Gross Rent | \$1,500 |

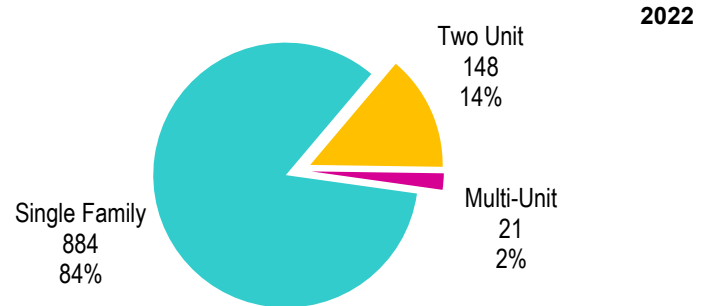
Source: 2021 Census

Housing by Tenure



Source: 2021 Census

Dwelling Unit Count



| | | |
|--------------------------------|------------------------|---------------------|
| Total Dwellings | 1053 | |
| Neighbourhood Area | 116.8 hectares | 288.5 acres |
| Dwelling Units per Area | 9.0 per hectare | 3.6 per acre |

Source: City of Saskatoon, Planning & Development

Real Estate Sales

| 2022 | No. of Sales | Average Price |
|----------------------------|--------------|---------------|
| Condo Townhouse | 0 | \$ - |
| High Rise Apt Condo | 0 | \$ - |
| Low Rise Apt Condo | 0 | \$ - |
| Semi-detached | 0 | \$ - |
| Semi-detached - two titles | 0 | \$ - |
| Single Family Dwelling | 48 | \$ 410,006 |

Source: City of Saskatoon, Assessment & Taxation

Park Space

| 2022 | Hectares | Acres |
|---------------------------------|----------|-------|
| Total Park Area | 12.4 | 30.6 |
| Population per Park Area | 249.4 | 100.9 |

Park Type: N - Neighbourhood D - District MD - Multi-district
SU - Special Use I - Industrial

| | | | |
|----------------------------|----------|-----|------|
| Harold Tatler North | N | 8.7 | 21.5 |
| Harold Tatler South | N | 3.7 | 9.2 |

Source: City of Saskatoon, Planning & Development

NUTANA PARK

Voter Turn-out (%)

| | | |
|------------|------|-----|
| Provincial | 2007 | 79% |
| Federal | 2008 | 59% |
| Civic | 2009 | 33% |
| Federal | 2011 | 63% |
| Provincial | 2011 | 64% |
| Civic | 2012 | 41% |
| Federal | 2015 | 85% |
| Provincial | 2016 | 46% |
| Civic | 2016 | 42% |
| Federal | 2019 | 78% |
| Provincial | 2020 | 63% |
| Civic | 2020 | 37% |

Licensed Home-Based Businesses

| | 2021 | 2022 |
|-------------|------|------|
| Saskatoon | 5353 | 5293 |
| Nutana Park | 66 | 68 |

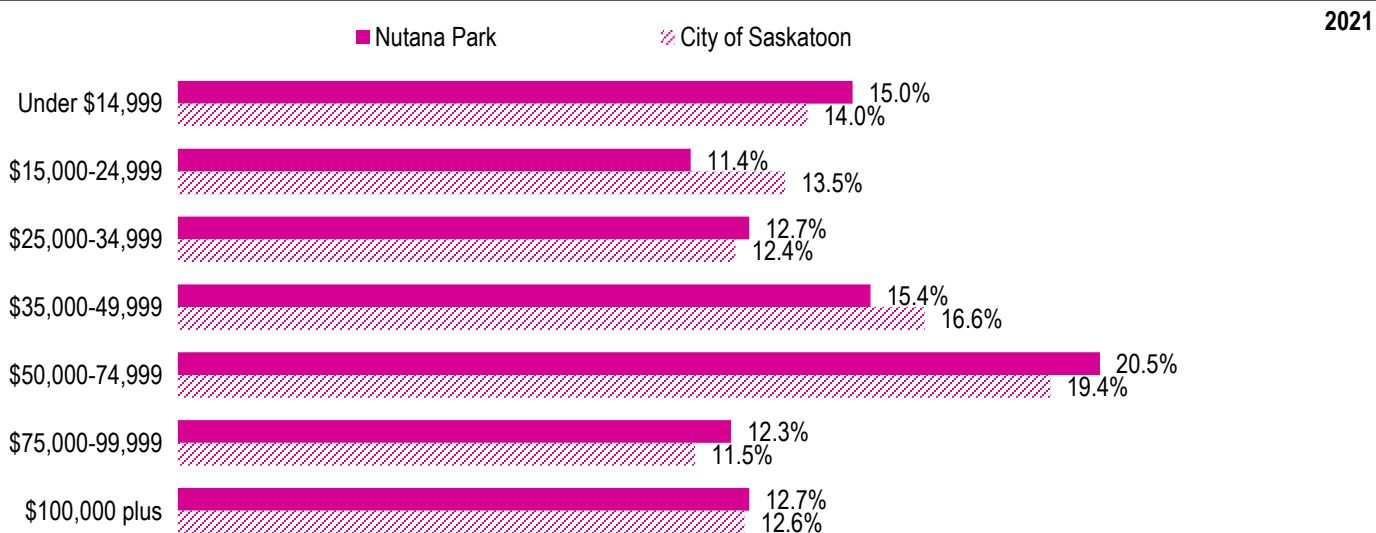
Source: City of Saskatoon, Business License Program

Labour Force

| | 2021 | |
|--|-------------|-----------|
| | Nutana Park | Saskatoon |
| Labour Force Participation Rate | 71.2% | 69.7% |
| Economic Dependency Ratio | 19.1% | 19.5% |
| Median Total Income (personal) | \$45,330 | \$43,820 |
| Provincial Index of Median Income (base=100) | 107.80 | 104.20 |
| Canadian Index of Median Income (base=100) | 108.80 | 105.20 |

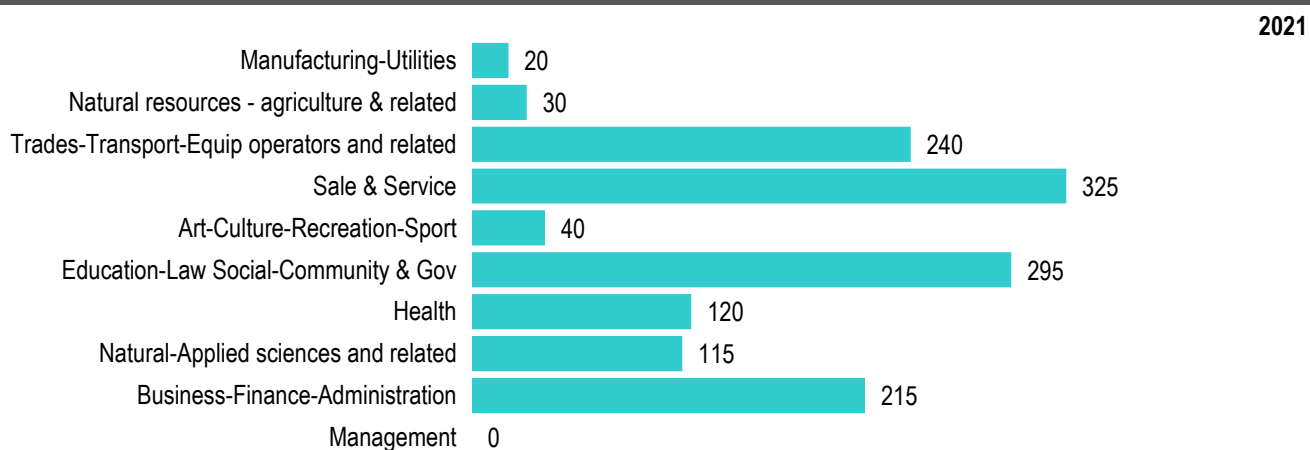
Source: Statistics Canada, Income Statistics Division, T1 Family File (T1FF) based on the final tax file, 2021

Personal Income



Source: Statistics Canada, Income Statistics Division, T1 Family File (T1FF) based on the final tax file, 2021

Major Occupation



Source: 2021 Census