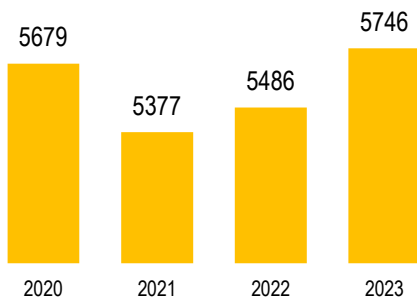


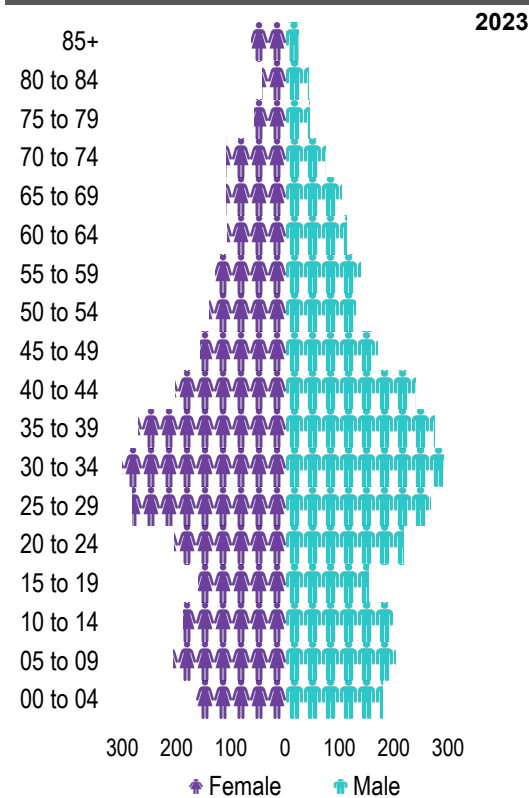
SUTHERLAND

POPULATION



Source: eHealth Saskatchewan, 2023

Age Group



Source: eHealth Saskatchewan, 2023

Ethnic Diversity

	2021
Sutherland	0.46
Saskatoon	0.46

Source: 2021 Census

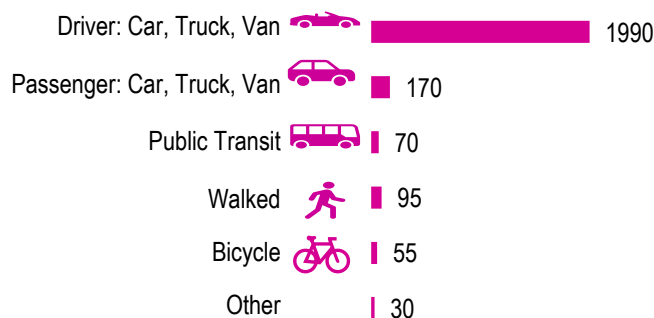
Mother Tongue

Top Languages	2021
English	4205
Urdu	90
Tagalog (Pilipino, Filipino)	175
Arabic	100
Bengali	65
French	90
Ukrainian	40

Source: 2021 Census

Mode of Travel to Work

2021



Source: 2021 Census Long Form

Registered Vehicles

	2021	2022
Total (LV & PV)	4116	5297
Per Person	0.8	0.9
Saskatoon Per Person	0.8	0.9

LV - light vehicles (commercial & private) PV - private passenger vehicle

Source: SGI

Education Level

	2021
No Certificate/diploma/degree	185
High school certificate or equivalent	775
Apprentice/trades certificate/diploma	320
College/CEGEP/non-university cert./dipl.	520
University diploma or degree	125

Source: 2021 Census Long Form

Postsecondary Enrolment

	2020	2021	2022
Saskatchewan Polytechnic	102	91	96
University of Saskatchewan	562	545	454

Source: Saskatchewan Polytechnic Administrative Office and University of Saskatchewan Registrar's Office

Enrolment by School

	2020	2021	2022
P- Saskatoon Public School			
Bishop Filevich School (s)	151	153	273
Sutherland School (p)	338	305	339
S - Greater Saskatoon Catholic Schools			

Source: Saskatoon Public School Division & Greater Saskatoon Catholic Schools

Household Structure

	2021
One-family households	1165
Multiple-family households	10
Non-family households	1140
Total one-parent families	310
Total households	2460
Household size	2.3

Source: 2021 Census

Age of Dwelling

	2021
Before 1960	13%
1961-1980	39%
1981-1990	18%
1991-2000	10%
2001-2005	8%
2006-2010	4%
2011-2016	5%
2016-2021	2%

Source: 2021 Census

Housing Affordability

Median Multiple	2021	2022
Saskatoon	3.98	3.81
Sutherland	3.50	3.01

Note: Median Multiple of 3.0 & under is rated as "affordable"

Source: City of Saskatoon, Assessment & Taxation and RBC Economics Research

Housing Costs

	2021
Average Owner's Major Payments	\$1,304
Average Gross Rent	\$1,199

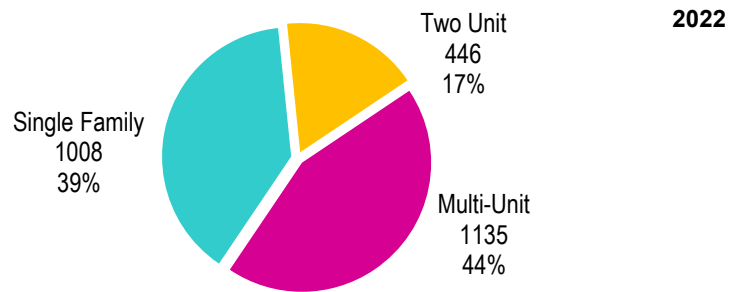
Source: 2021 Census

Housing by Tenure

	2021
Rented	58%
Owned	42%

Source: 2021 Census

Dwelling Unit Count



Total Dwellings	2589	
Neighbourhood Area	214.5 hectares	529.9 acres
Dwelling Units per Area	12.1 per hectare	4.9 per acre

Source: City of Saskatoon, Planning & Development

Real Estate Sales

2022	No. of Sales	Average Price
Condo Townhouse	7	\$ 151,571
High Rise Apt Condo	0	\$ -
Low Rise Apt Condo	10	\$ 169,440
Semi-detached	2	\$ 302,500
Semi-detached - two titles	12	\$ 302,500
Single Family Dwelling	58	\$ 347,575

Source: City of Saskatoon, Assessment & Taxation

Park Space

2022	Hectares	Acres
Total Park Area	10.6	26.2
Population per Park Area	542.1	219.4

Park Type: N - Neighbourhood D - District MD - Multi-district
SU- Special Use I - Industrial

Anna McIntosh	N	0.9	2.2
CF Patterson	N	0.6	1.4
CF Patterson North	N	0.9	2.2
Father Basil Markle	SU	1.6	3.9
Herbert Stewart	N	1.9	4.8
Hilliard Gardner	SU	0.4	1.0
Kopko	N	0.6	1.6
Sutherland	N	3.7	9.1

Source: City of Saskatoon, Planning & Development

SUTHERLAND

Voter Turn-out (%)

Provincial	2007	76%
Federal	2008	46%
Civic	2009	22%
Federal	2011	49%
Provincial	2011	57%
Civic	2012	20%
Federal	2015	67%
Provincial	2016	34%
Civic	2016	21%
Federal	2019	72%
Provincial	2020	53%
Civic	2020	20%

Licensed Home-Based Businesses

	2021	2022
Saskatoon	5353	5293
Sutherland	100	95

Source: City of Saskatoon, Business License Program

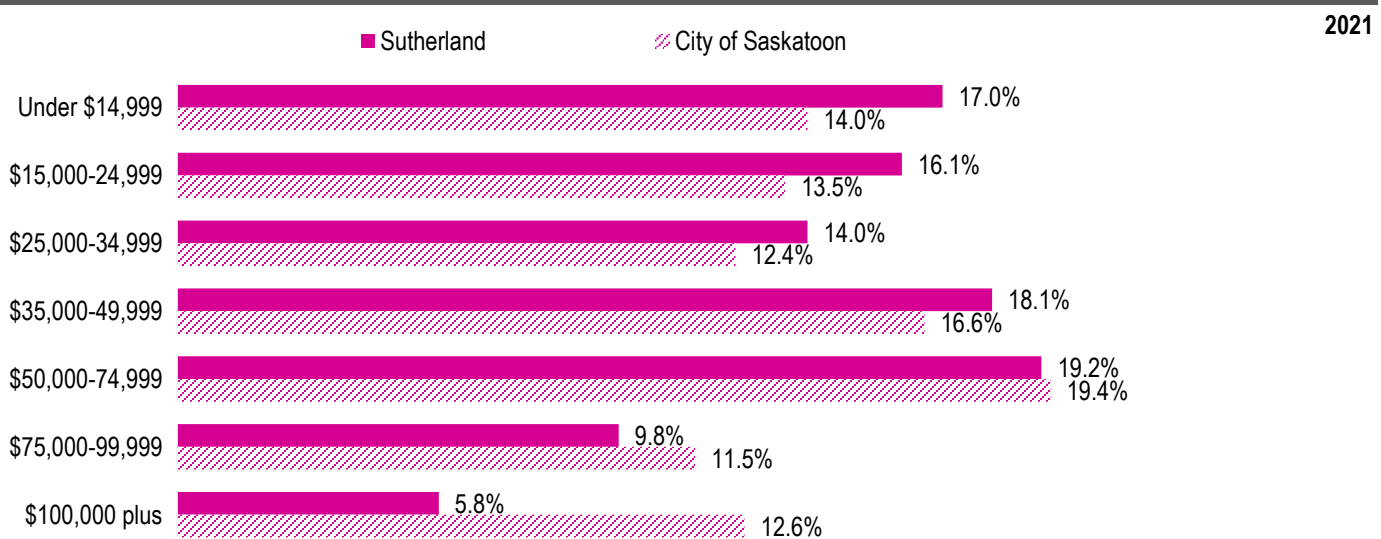
Labour Force

	Sutherland	Saskatoon
Labour Force Participation Rate	69.1%	69.7%
Economic Dependency Ratio	27.3%	19.5%
Median Total Income (personal)	\$37,260	\$43,820
Provincial Index of Median Income (base=100)	88.60	104.20
Canadian Index of Median Income (base=100)	89.50	105.20

Source: City of Saskatoon, City Clerk's office; Elections Saskatchewan; and Elections Canada

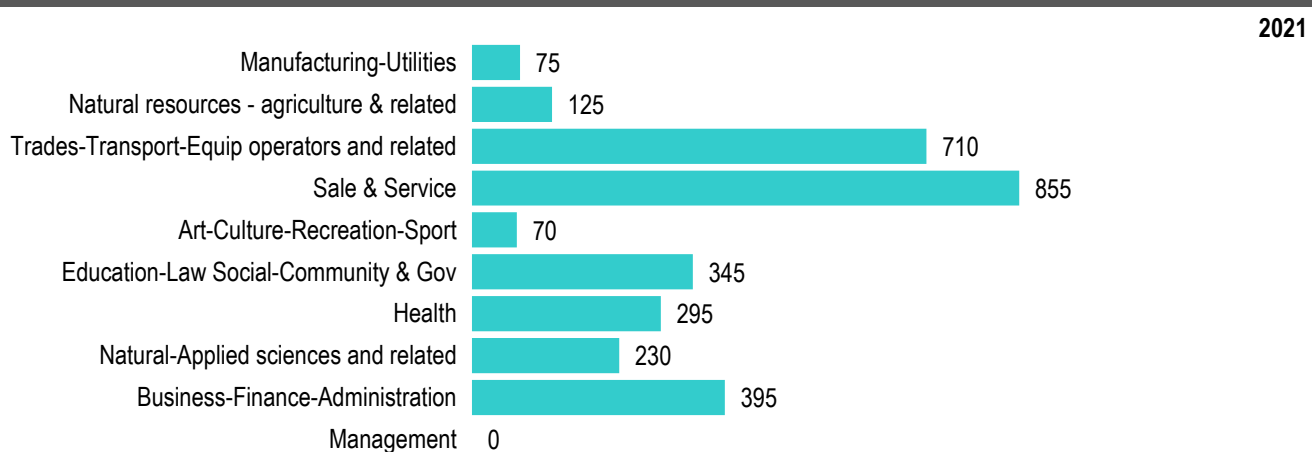
Source: Statistics Canada, Income Statistics Division, T1 Family File (T1FF) based on the final tax file, 2021

Personal Income



Source: Statistics Canada, Income Statistics Division, T1 Family File (T1FF) based on the final tax file, 2021

Major Occupation



Source: 2021 Census