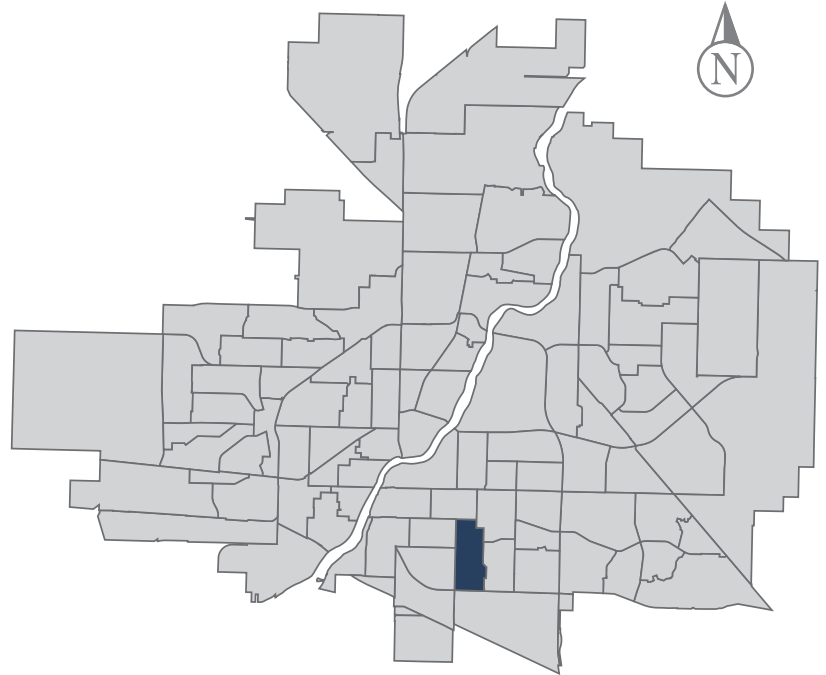
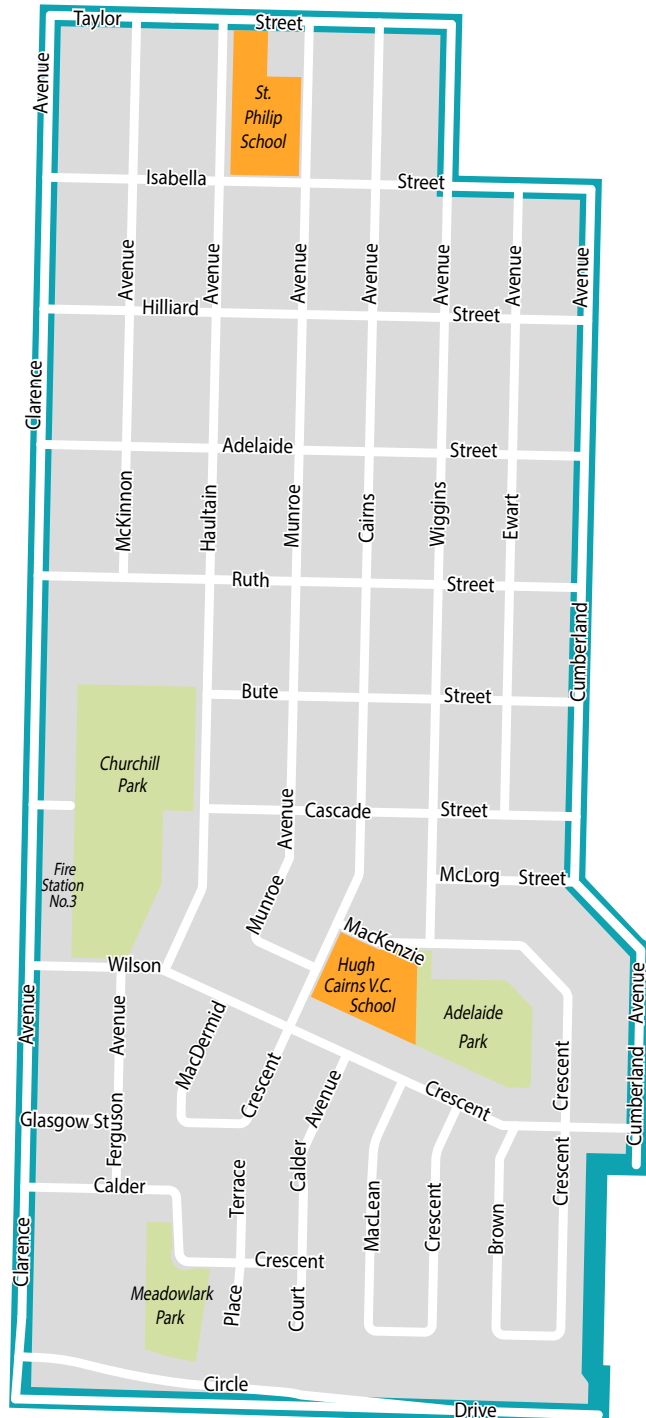


Adelaide/Churchill

MUNICIPAL WARD 7



Population
3,706



COMMUNITY QUICK FACTS



85.1%

homeownership



\$475,610

average
sale price



\$51,620

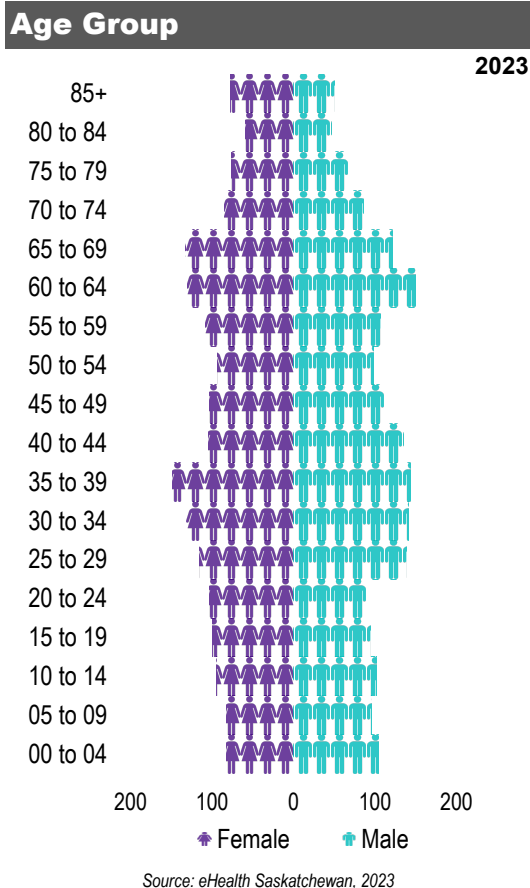
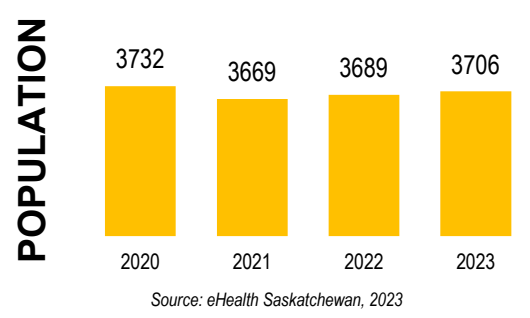
median
personal
income



2.4

household
size

ADELAIDE/CHURCHILL



Ethnic Diversity

* Higher number indicates greater diversity

Year	Adelaide/Churchill	Saskatoon
2021	0.14	0.46

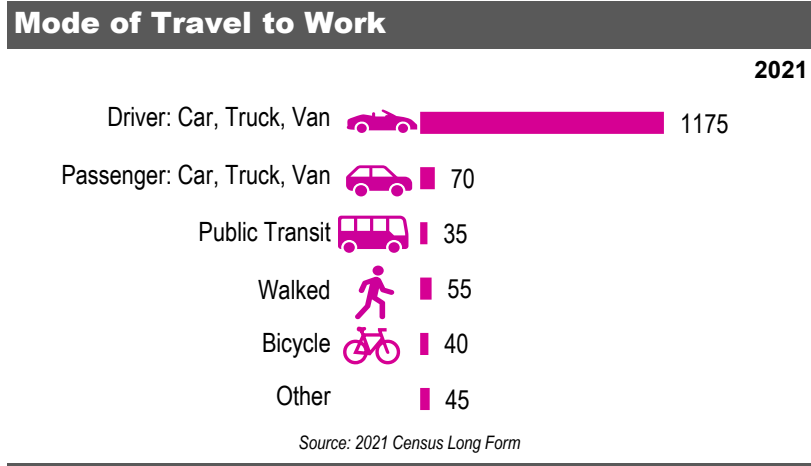
Source: 2021 Census

Mother Tongue

Top Languages

Language	2021
English	3125
Ukrainian	25
German	45
French	40
Tagalog (Pilipino, Filipino)	15

Source: 2021 Census



Registered Vehicles

	2021	2022
Total (LV & PV)	3213	3474
Per Person	0.9	0.9
Saskatoon Per Person	0.8	0.9

LV - light vehicles (commercial & private) PV - private passenger vehicle

Source: SGI

Education Level

2021

No Certificate/diploma/degree	45
High school certificate or equivalent	435
Apprentice/trades certificate/diploma	190
College/CEGEP/non-university cert./dipl.	325
University diploma or degree	70

Source: 2021 Census Long Form

Postsecondary Enrolment

	2020	2021	2022
Saskatchewan Polytechnic	30	0	31
University of Saskatchewan	142	131	133

Source: Saskatchewan Polytechnic Administrative Office and University of Saskatchewan Registrar's Office

Enrolment by School

	2020	2021	2022
Hugh Cairns V.C. School (p)	237	265	235
St. Philip School (s)	214	185	206

P - Saskatoon Public School S - Greater Saskatoon Catholic Schools

Source: Saskatoon Public School Division & Greater Saskatoon Catholic Schools

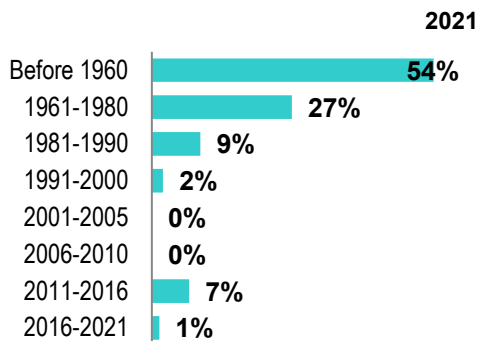
Source: Saskatoon Public School Division & Greater Saskatoon Catholic Schools

Household Structure

	2021
One-family households	925
Multiple-family households	5
Non-family households	405
Total one-parent families	135
Total households	1400
Household size	2.4

Source: 2021 Census

Age of Dwelling



Source: 2021 Census

Housing Affordability

Median Multiple	2021	2022
Saskatoon	3.98	3.81
Adelaide/Churchill	4.29	5.62

Note: Median Multiple of 3.0 & under is rated as "affordable"

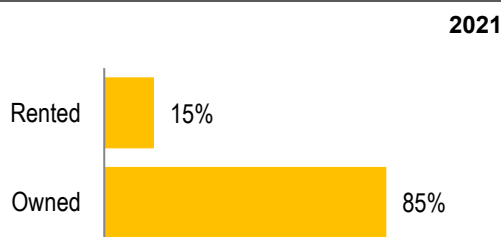
Source: City of Saskatoon, Assessment & Taxation and RBC Economics Research

Housing Costs

	2021
Average Owner's Major Payments	\$1,296
Average Gross Rent	\$1,370

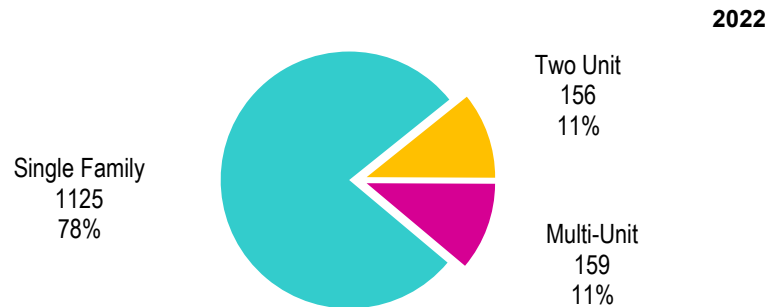
Source: 2021 Census

Housing by Tenure



Source: 2021 Census

Dwelling Unit Count



Total Dwellings	1440
Neighbourhood Area	149.5 hectares 369.5 acres
Dwelling Units per Area	9.6 per hectare 3.9 per acre

Source: City of Saskatoon, Planning & Development

Real Estate Sales

2022	No. of Sales	Average Price
Condo Townhouse	0	\$ -
High Rise Apt Condo	0	\$ -
Low Rise Apt Condo	8	\$ 384,338
Semi-detached	2	\$ 632,500
Semi-detached - two titles	0	\$ -
Single Family Dwelling	46	\$ 409,993

Source: City of Saskatoon, Assessment & Taxation

Park Space

2022	Hectares	Acres
Total Park Area	8.7	21.4
Population per Park Area	428.4	173.4

Park Type: N - Neighbourhood D - District MD - Multi-district
SU- Special Use I - Industrial

Adelaide	N	2.10	5.20
Churchill	N	5.30	13.10
Meadowlark	N	1.25	3.08

Source: City of Saskatoon, Planning & Development

ADELAIDE/CHURCHILL

Voter Turn-out (%)

Provincial	2007	81%
Federal	2008	61%
Civic	2009	35%
Federal	2011	62%
Provincial	2011	61%
Civic	2012	42%
Federal	2015	78%
Provincial	2016	44%
Civic	2016	42%
Federal	2019	76%
Provincial	2020	59%
Civic	2020	35%

Licensed Home-Based Businesses

	2021	2022
Saskatoon	5353	5293
Adelaide/Churchill	95	87

Source: City of Saskatoon, Business License Program

Labour Force

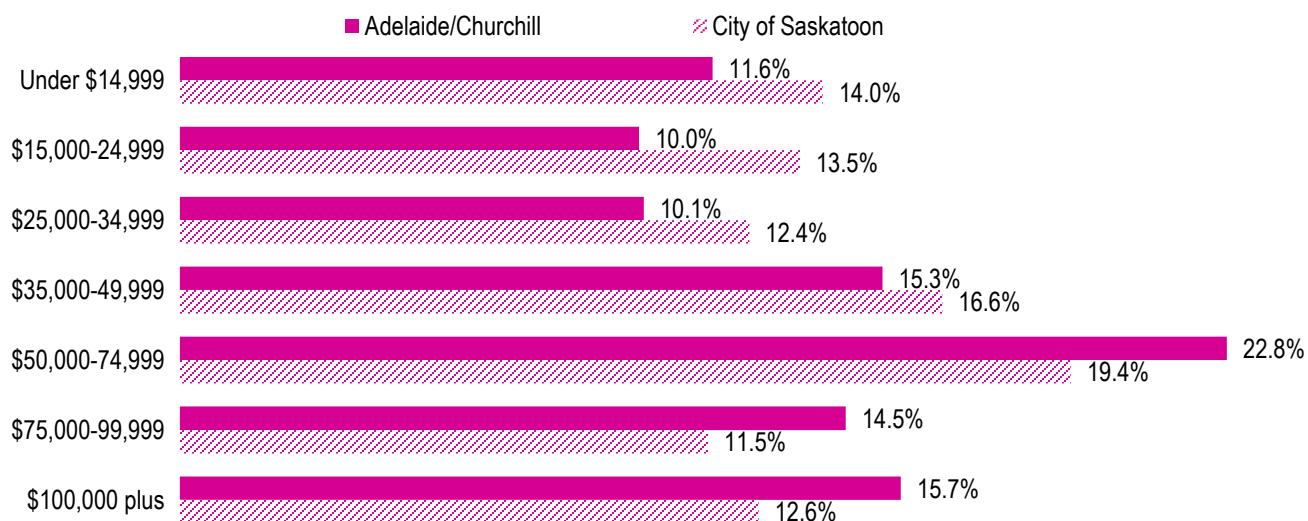
	Adelaide/Churchill	Saskatoon
Labour Force Participation Rate	67.4%	69.7%
Economic Dependency Ratio	19.1%	19.5%
Median Total Income (personal)	\$52,530	\$43,820
Provincial Index of Median Income (base=100)	124.90	104.20
Canadian Index of Median Income (base=100)	126.10	105.20

Source: City of Saskatoon, City Clerk's office; Elections Saskatchewan; and Elections Canada

Source: Statistics Canada, Income Statistics Division, T1 Family File (T1FF) based on the final tax file, 2021

Personal Income

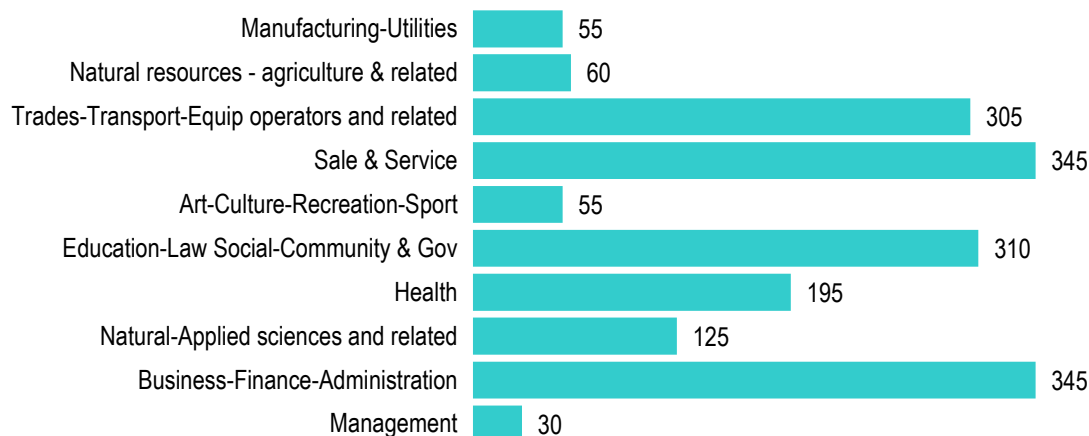
2021



Source: Statistics Canada, Income Statistics Division, T1 Family File (T1FF) based on the final tax file, 2021

Major Occupation

2021



Source: 2021 Census