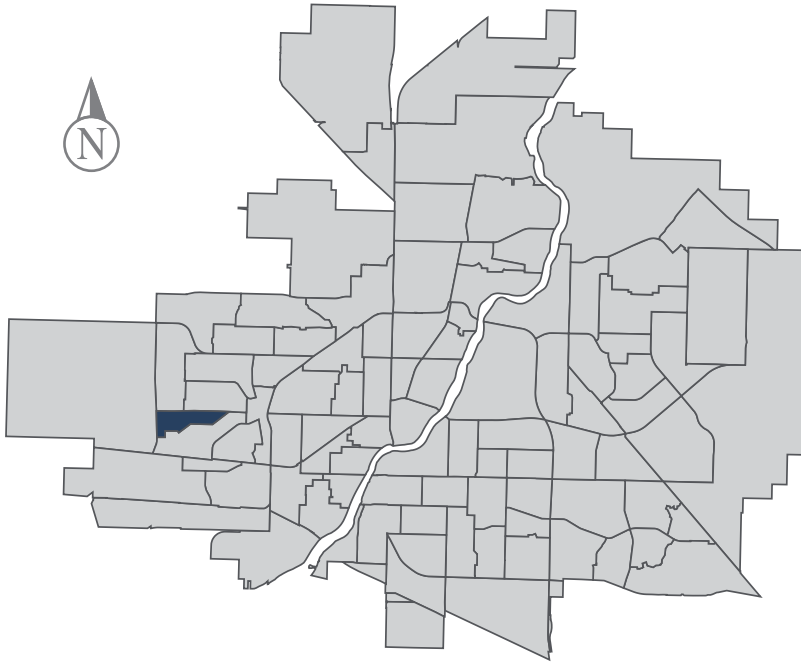


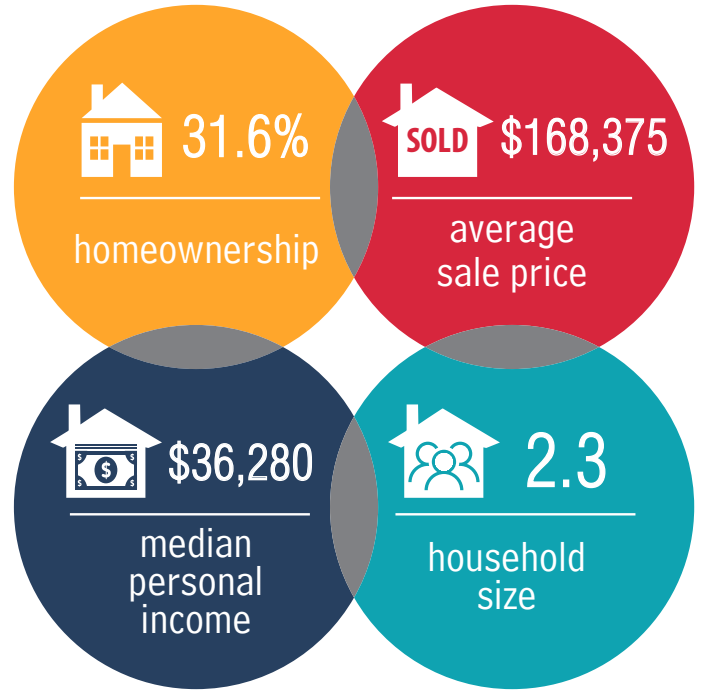
Blairmore Urban Centre

MUNICIPAL WARD 3

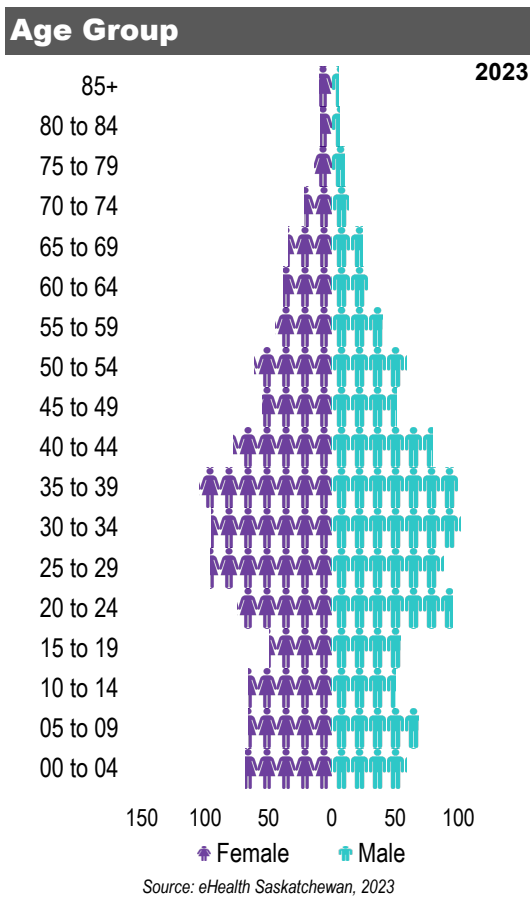
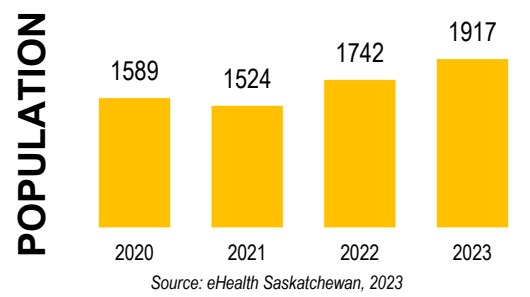
 Population
1,917



COMMUNITY QUICK FACTS



BLAIRMORE URBAN CENTRE



Ethnic Diversity

* Higher number indicates greater diversity

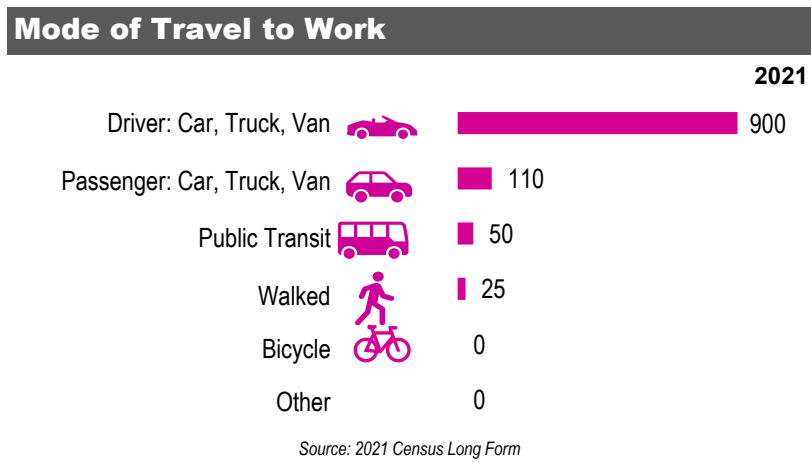
Location	2021
Blairmore Urban Centre	0.79
Saskatoon	0.46

Source: 2021 Census

Mother Tongue

Top Languages	2021
English	1140
French	170
Tagalog (Pilipino, Filipino)	20
Spanish	15
Ukrainian	175
Punjabi (Panjabi)	0

Source: 2021 Census



Registered Vehicles

	2021	2022
Total (LV & PV)	381	821
Per Person	0.2	0.4
Saskatoon Per Person	0.8	0.9

LV - light vehicles (commercial & private) PV - private passenger vehicle

Source: SGI

Education Level

2021

No Certificate/diploma/degree	65
High school certificate or equivalent	390
Apprentice/trades certificate/diploma	95
College/CEGEP/non-university cert./dipl.	205
University diploma or degree	45

Source: 2021 Census Long Form

Postsecondary Enrolment

	2020	2021	2022
Saskatchewan Polytechnic	25	0	31
University of Saskatchewan	59	8	49

Source: Saskatchewan Polytechnic Administrative Office and University of Saskatchewan Registrar's Office

Enrolment by School

	2020	2021	2022
Bethlehem High School (s)	1108	1130	1188
Tommy Douglas Collegiate (p)	1027	1048	1071

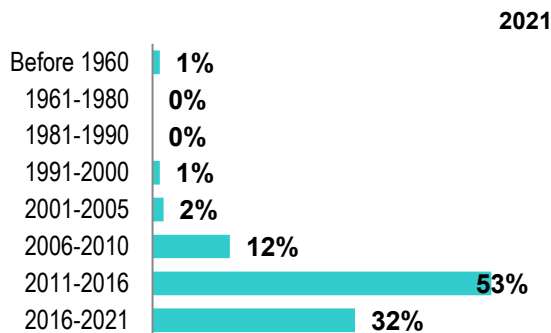
Source: Saskatoon Public School Division & Greater Saskatoon Catholic Schools

Household Structure

	2021
One-family households	455
Multiple-family households	0
Non-family households	380
Total one-parent families	140
Total households	875
Household size	2.3

Source: 2021 Census

Age of Dwelling



Source: 2021 Census

Housing Affordability

Median Multiple	2021	2022
Saskatoon	3.98	3.81
Blairmore Urban Centre	1.99	1.99

Note: Median Multiple of 3.0 & under is rated as "affordable"

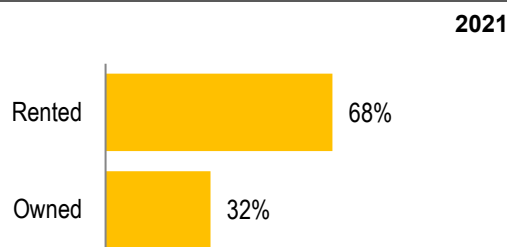
Source: City of Saskatoon, Assessment & Taxation and RBC Economics Research

Housing Costs

	2021
Average Owner's Major Payments	\$1,460
Average Gross Rent	\$1,320

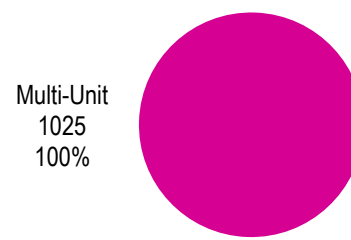
Source: 2021 Census

Housing by Tenure



Source: 2021 Census

Dwelling Unit Count



2022

Total Dwellings	1025	
Neighbourhood Area	83.9 hectares	207.3 acres
Dwelling Units per Area	12.2 per hectare	4.9 per acre

Source: City of Saskatoon, Planning & Development

Real Estate Sales

2022	No. of Sales	Average Price
Condo Townhouse	7	\$ 197,143
High Rise Apt Condo	0	\$ -
Low Rise Apt Condo	14	\$ 139,607
Semi-detached	0	\$ -
Semi-detached - two titles	0	\$ -
Single Family Dwelling	0	\$ -

Source: City of Saskatoon, Assessment & Taxation

Park Space

2022	Hectares	Acres
Total Park Area	18.8	46.4
Population per Park Area	102.1	41.3

Park Type: N - Neighbourhood D - District MD - Multi-district
SU - Special Use I - Industrial

Yahkohtēwin	SU	4.7	11.7
Morris T Cherneskey	MD	14.0	34.7

Source: City of Saskatoon, Planning & Development

BLAIRMORE URBAN CENTRE

Voter Turn-out (%)

Provincial	2007	N/A
Federal	2008	N/A
Civic	2009	N/A
Federal	2011	N/A
Provincial	2011	N/A
Civic	2012	28%
Federal	2015	55%
Provincial	2016	26%
Civic	2016	26%
Federal	2019	43%
Provincial	2020	44%
Civic	2020	16%

Licensed Home-Based Businesses

	2021	2022
Saskatoon	5353	5293
Blairmore Urban Centre	12	21

Source: City of Saskatoon, Business License Program

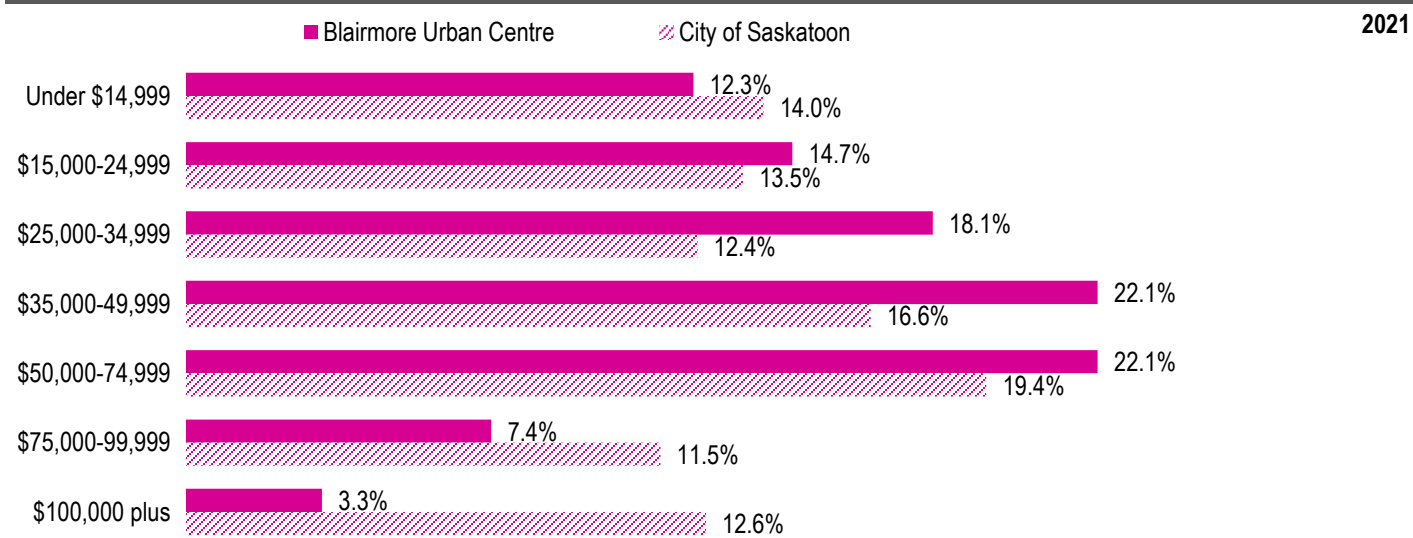
Labour Force

	Blairmore Urban Centre	Saskatoon
Labour Force Participation Rate	76.1%	69.7%
Economic Dependency Ratio	22.2%	19.5%
Median Total Income (personal)	\$38,280	\$43,820
Provincial Index of Median Income (base=100)	91.00	104.20
Canadian Index of Median Income (base=100)	91.90	105.20

Source: City of Saskatoon, City Clerk's office; Elections Saskatchewan; and Elections Canada

Source: Statistics Canada, Income Statistics Division, T1 Family File (T1FF) based on the final tax file, 2021

Personal Income



Source: Statistics Canada, Income Statistics Division, T1 Family File (T1FF) based on the final tax file, 2021

Major Occupation

