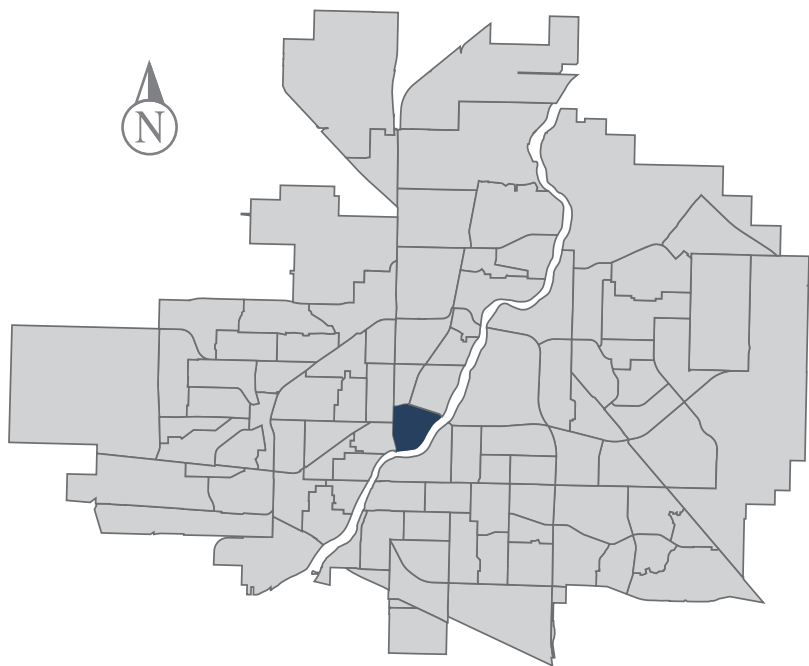


# Downtown

## MUNICIPAL WARD 6



Population  
3,490



## COMMUNITY QUICK FACTS



24.6%

homeownership



N/A

average  
sale price



\$39,930

median  
personal  
income



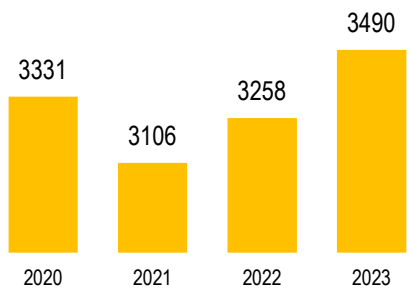
1.4

household  
size



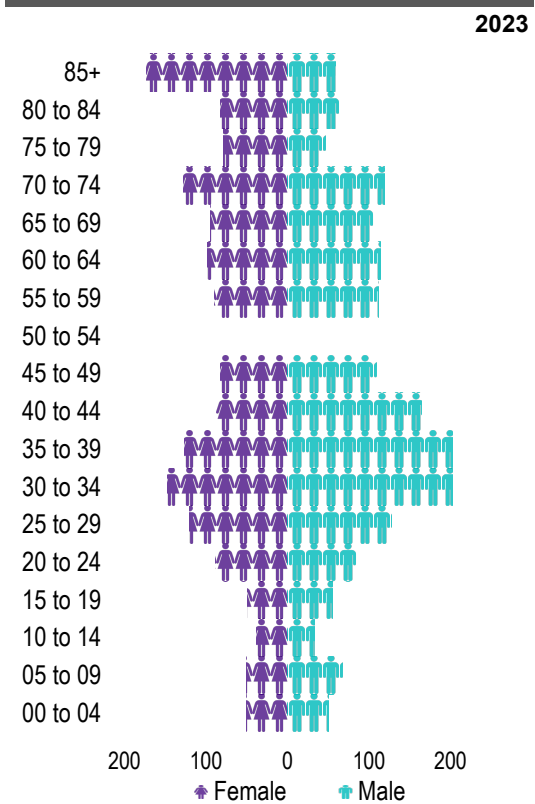
# DOWNTOWN

## POPULATION



Source: eHealth Saskatchewan, 2023

## Age Group



Source: eHealth Saskatchewan, 2023

## Ethnic Diversity

	2021
* Higher number indicates greater diversity	
Downtown	0.38
Saskatoon	0.46

Source: 2021 Census

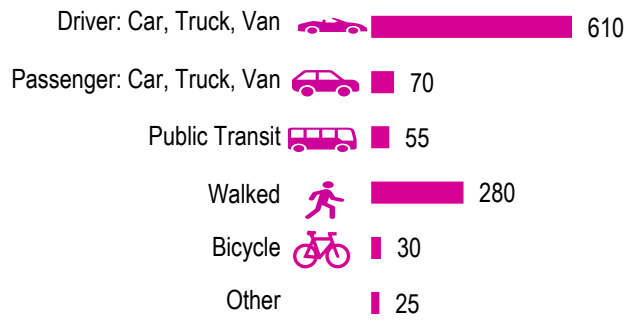
## Mother Tongue

Top Languages	2021
English	2180
Urdu	25
German	40
Hindi	0
Persian (Farsi)	0

Source: 2021 Census

## Mode of Travel to Work

2021



Source: 2021 Census Long Form

## Registered Vehicles

	2021	2022
Total (LV & PV)	2542	4466
Per Person	0.8	1.3
Saskatoon Per Person	0.8	0.9

LV - light vehicles (commercial & private) PV - private passenger vehicle

Source: SGI

## Education Level

2021

No Certificate/diploma/degree	125
High school certificate or equivalent	355
Apprentice/trades certificate/diploma	80
College/CEGEP/non-university cert./dipl.	280
University diploma or degree	55

Source: 2021 Census Long Form

## Postsecondary Enrolment

	2020	2021	2022
Saskatchewan Polytechnic	44	32	49
University of Saskatchewan	183	154	150

Source: Saskatchewan Polytechnic Administrative Office and University of Saskatchewan Registrar's Office

## Enrolment by School

P - Saskatoon Public School S - Greater Saskatoon Catholic Schools

2020 2021 2022

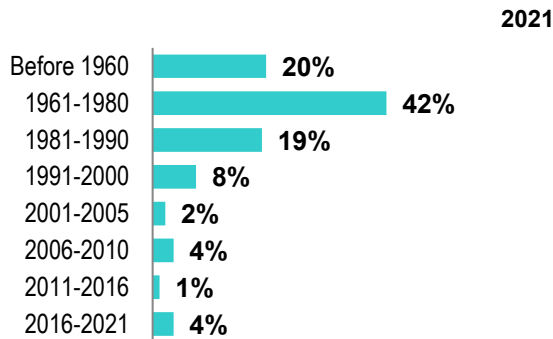
No schools located in neighbourhood

## Household Structure

	2021
One-family households	570
Multiple-family households	0
Non-family households	1445
Total one-parent families	70
Total households	2025
Household size	1.4

Source: 2021 Census

## Age of Dwelling



Source: 2021 Census

## Housing Affordability

Median Multiple	2021	2022
Saskatoon	3.98	3.81
Downtown	4.03	0.00

Note: Median Multiple of 3.0 & under is rated as "affordable"

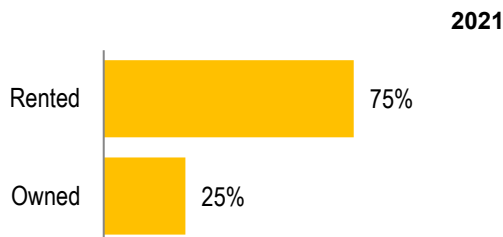
Source: City of Saskatoon, Assessment & Taxation and RBC Economics Research

## Housing Costs

	2021
Average Owner's Major Payments	\$1,510
Average Gross Rent	\$1,157

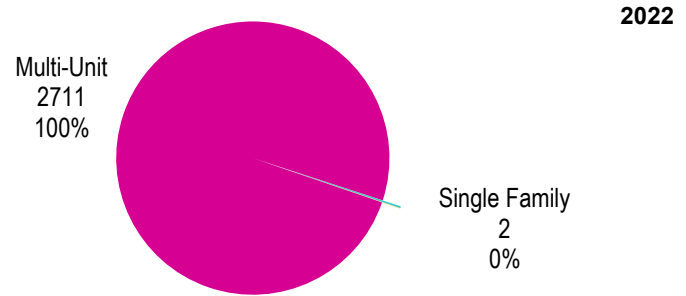
Source: 2021 Census

## Housing by Tenure



Source: 2021 Census

## Dwelling Unit Count



Total Dwellings	2718
Neighbourhood Area	117.0 hectares / 289.1 acres
Dwelling Units per Area	23.2 per hectare / 9.4 per acre

Source: City of Saskatoon, Planning & Development

## Real Estate Sales

2022	No. of Sales	Average Price
Condo Townhouse	0	\$ -
High Rise Apt Condo	0	\$ -
Low Rise Apt Condo	0	\$ -
Semi-detached	0	\$ -
Semi-detached - two titles	0	\$ -
Single Family Dwelling	0	\$ -

Source: City of Saskatoon, Assessment & Taxation

## Park Space

2022	Hectares	Acres
Total Park Area	11.2	27.7
Population per Park Area	311.8	126.2

Park Type: N - Neighbourhood D - District MD - Multi-district  
SU - Special Use I - Industrial

City Hall Square	SU	1.4	3.4
Friendship	SU	0.7	1.7
Kiwanis Memorial	MD	7.2	17.8
River Landing	SU	1.9	4.7

Source: City of Saskatoon, Planning & Development

# DOWNTOWN

## Voter Turn-out (%)

Provincial	2007	72%
Federal	2008	43%
Civic	2009	26%
Federal	2011	49%
Provincial	2011	56%
Civic	2012	21%
Federal	2015	66%
Provincial	2016	32%
Civic	2016	22%
Federal	2019	68%
Provincial	2020	39%
Civic	2020	26%

## Licensed Home-Based Businesses

	2021	2022
Saskatoon	5353	5293
Downtown	43	36

Source: City of Saskatoon, Business License Program

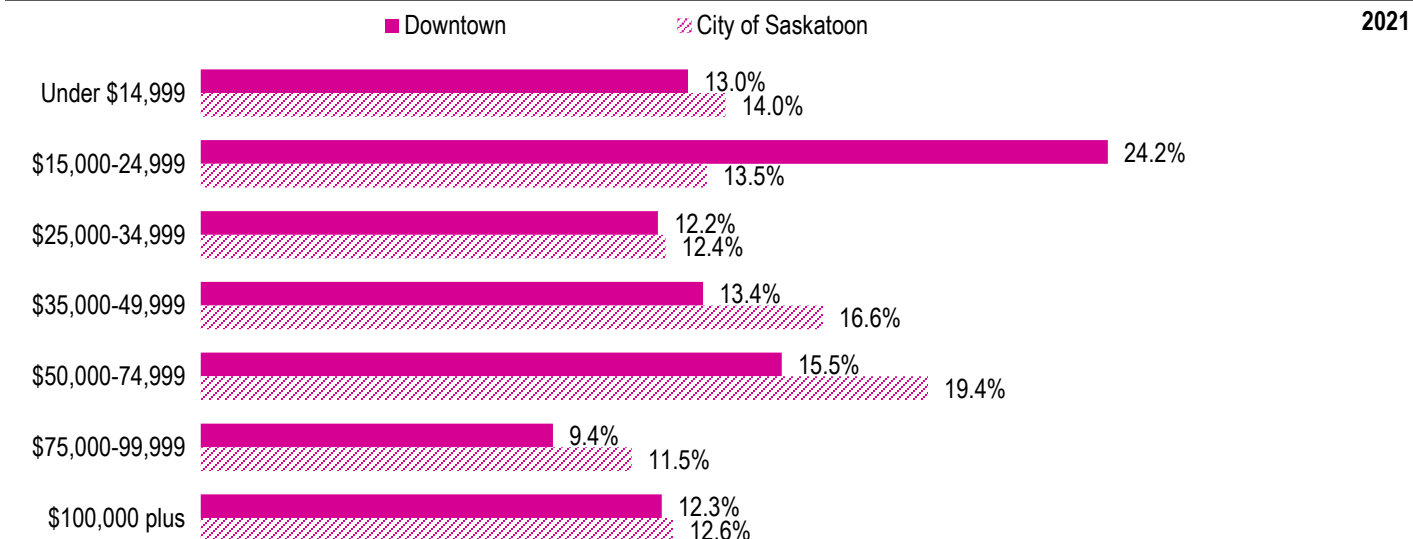
## Labour Force

	2021	
	Downtown	Saskatoon
Labour Force Participation Rate	53.9%	69.7%
Economic Dependency Ratio	29.4%	19.5%
Median Total Income (personal)	\$35,660	\$43,820
Provincial Index of Median Income (base=100)	84.80	104.20
Canadian Index of Median Income (base=100)	85.60	105.20

Source: City of Saskatoon, City Clerk's office; Elections Saskatchewan; and Elections Canada

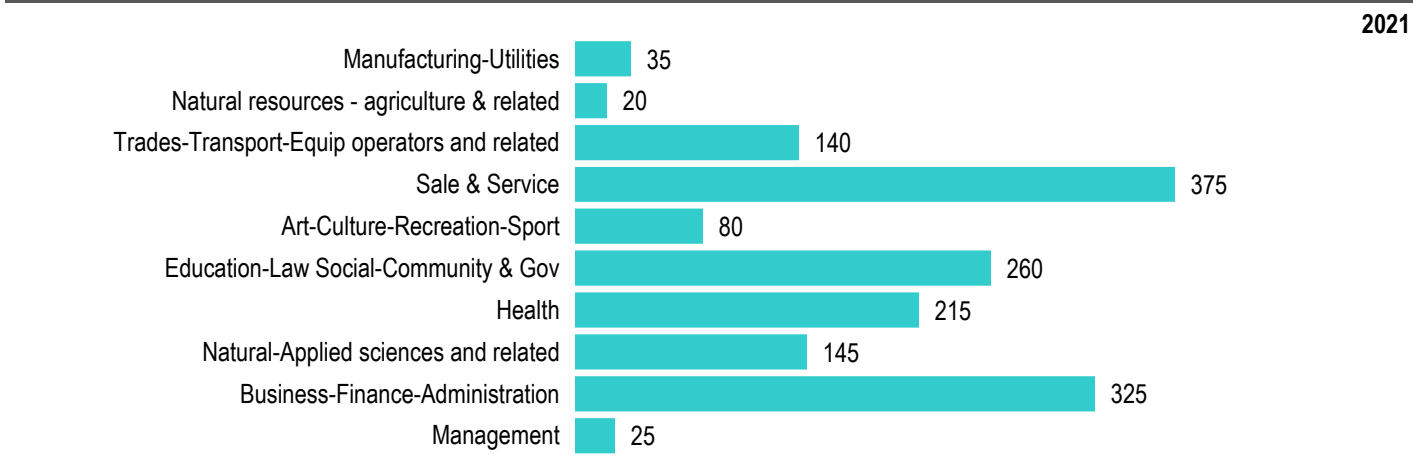
Source: Statistics Canada, Income Statistics Division, T1 Family File (T1FF) based on the final tax file, 2021

## Personal Income



Source: Statistics Canada, Income Statistics Division, T1 Family File (T1FF) based on the final tax file, 2021

## Major Occupation



Source: 2021 Census