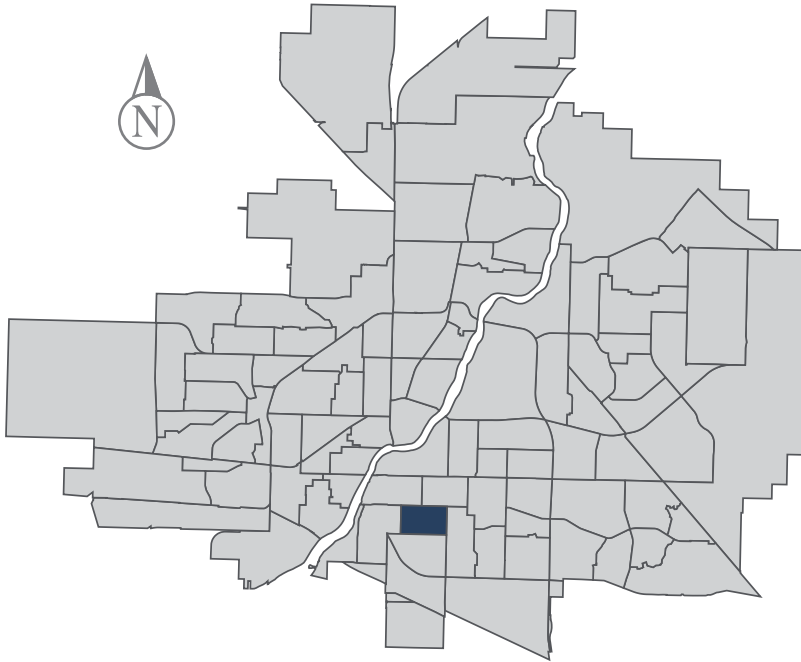


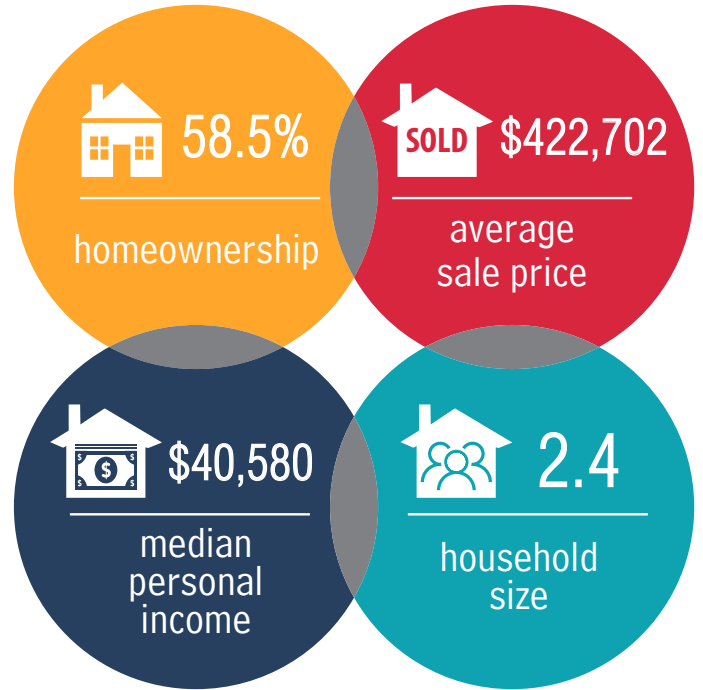
# Queen Elizabeth

## MUNICIPAL WARD 7

 Population  
2,798

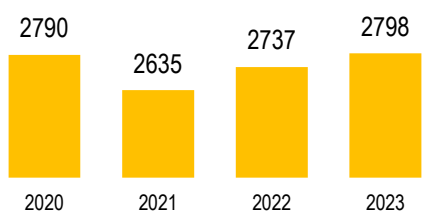


## COMMUNITY QUICK FACTS



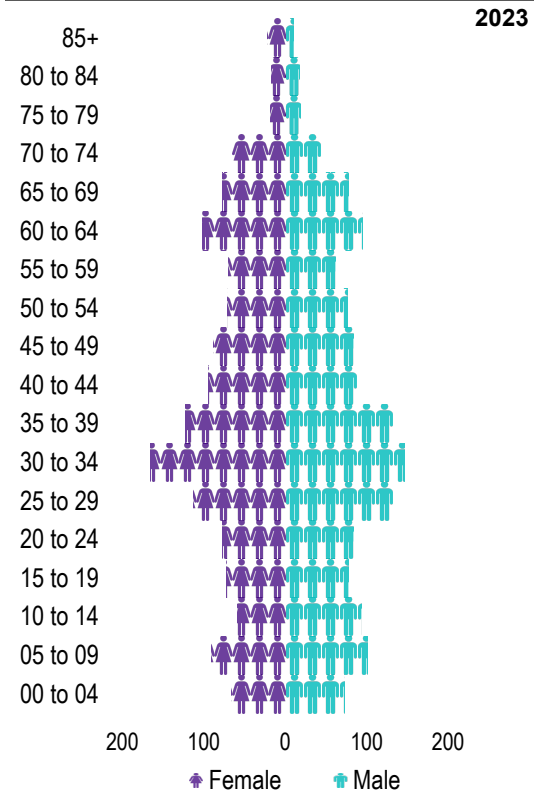
# QUEEN ELIZABETH

## POPULATION



Source: eHealth Saskatchewan, 2023

## Age Group



Source: eHealth Saskatchewan, 2023

## Ethnic Diversity

\* Higher number indicates greater diversity

Location	2021
Queen Elizabeth	0.29
Saskatoon	0.46

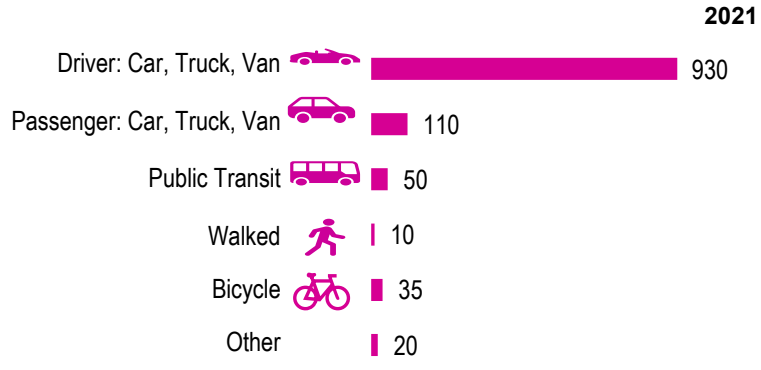
Source: 2021 Census

## Mother Tongue

Top Languages	2021
English	2235
German	30
Mandarin	30
French	75
Bengali	0

Source: 2021 Census

## Mode of Travel to Work



Source: 2021 Census Long Form

## Registered Vehicles

	2021	2022
Total (LV & PV)	2126	2328
Per Person	0.8	0.8
Saskatoon Per Person	0.8	0.9

LV - light vehicles (commercial & private) PV - private passenger vehicle Source: SGI

## Education Level

	2021
No Certificate/diploma/degree	85
High school certificate or equivalent	390
Apprentice/trades certificate/diploma	120
College/CEGEP/non-university cert./dipl.	265
University diploma or degree	50

Source: 2021 Census Long Form

## Postsecondary Enrolment

	2020	2021	2022
Saskatchewan Polytechnic	30	28	34
University of Saskatchewan	134	148	132

Source: Saskatchewan Polytechnic Administrative Office and University of Saskatchewan Registrar's Office

## Enrolment by School

	2020	2021	2022
P- Saskatoon Public School			
Aden Bowman Collegiate (p)	855	814	857
Queen Elizabeth School (p)	109	124	134
S - Greater Saskatoon Catholic Schools			

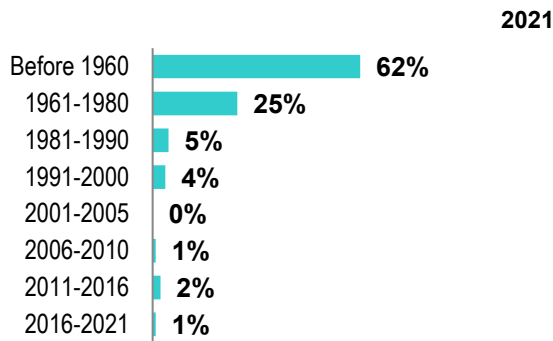
Source: Saskatoon Public School Division & Greater Saskatoon Catholic Schools

## Household Structure

	2021
One-family households	620
Multiple-family households	10
Non-family households	370
Total one-parent families	155
Total households	1065
Household size	2.4

Source: 2021 Census

## Age of Dwelling



Source: 2021 Census

## Housing Affordability

Median Multiple	2021	2022
Saskatoon	3.98	3.81
Queen Elizabeth	3.68	5.00

Note: Median Multiple of 3.0 & under is rated as "affordable"

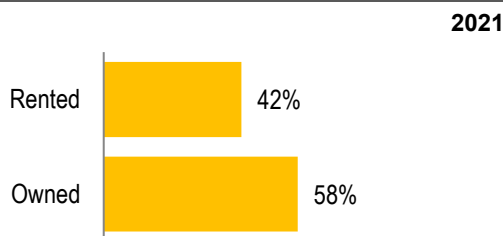
Source: City of Saskatoon, Assessment & Taxation and RBC Economics Research

## Housing Costs

	2021
Average Owner's Major Payments	\$1,390
Average Gross Rent	\$1,395

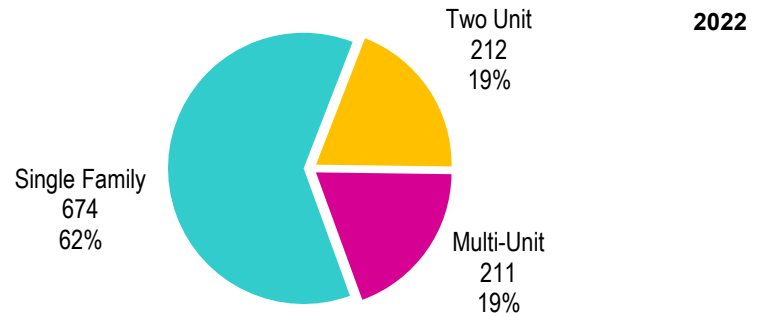
Source: 2021 Census

## Housing by Tenure



Source: 2021 Census

## Dwelling Unit Count



Total Dwellings	1097	
Neighbourhood Area	100.0 hectares	247.0 acres
Dwelling Units per Area	11.0 per hectare	4.4 per acre

Source: City of Saskatoon, Planning & Development

## Real Estate Sales

2022	No. of Sales	Average Price
Condo Townhouse	0	\$ -
High Rise Apt Condo	0	\$ -
Low Rise Apt Condo	0	\$ -
Semi-detached	0	\$ -
Semi-detached - two titles	2	\$ 456,950
Single Family Dwelling	39	\$ 388,454

Source: City of Saskatoon, Assessment & Taxation

## Park Space

2022	Hectares	Acres
Total Park Area	4.1	10.2
Population per Park Area	680.2	275.3

Park Type: N - Neighbourhood D - District MD - Multi-district  
SU- Special Use I - Industrial

Weaver	D	4.1	10.2
--------	---	-----	------

Source: City of Saskatoon, Planning & Development

# QUEEN ELIZABETH

## Voter Turn-out (%)

Provincial	2007	68%
Federal	2008	54%
Civic	2009	38%
Federal	2011	54%
Provincial	2011	59%
Civic	2012	33%
Federal	2015	73%
Provincial	2016	37%
Civic	2016	34%
Federal	2019	72%
Provincial	2020	62%
Civic	2020	34%

## Licensed Home-Based Businesses

	2021	2022
Saskatoon	5353	5293
Queen Elizabeth	53	49

Source: City of Saskatoon, Business License Program

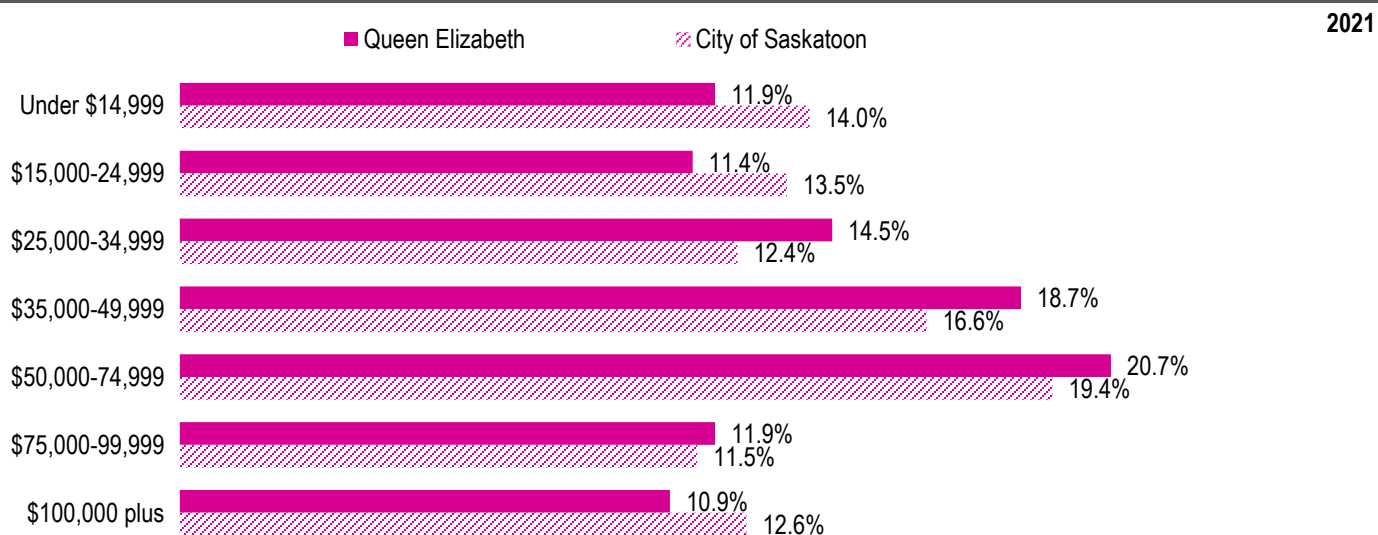
## Labour Force

	2021	
	Queen Elizabeth	Saskatoon
Labour Force Participation Rate	73.5%	69.7%
Economic Dependency Ratio	19.9%	19.5%
Median Total Income (personal)	\$44,550	\$43,820
Provincial Index of Median Income (base=100)	105.90	104.20
Canadian Index of Median Income (base=100)	107.00	105.20

Source: City of Saskatoon, City Clerk's office; Elections Saskatchewan; and Elections Canada

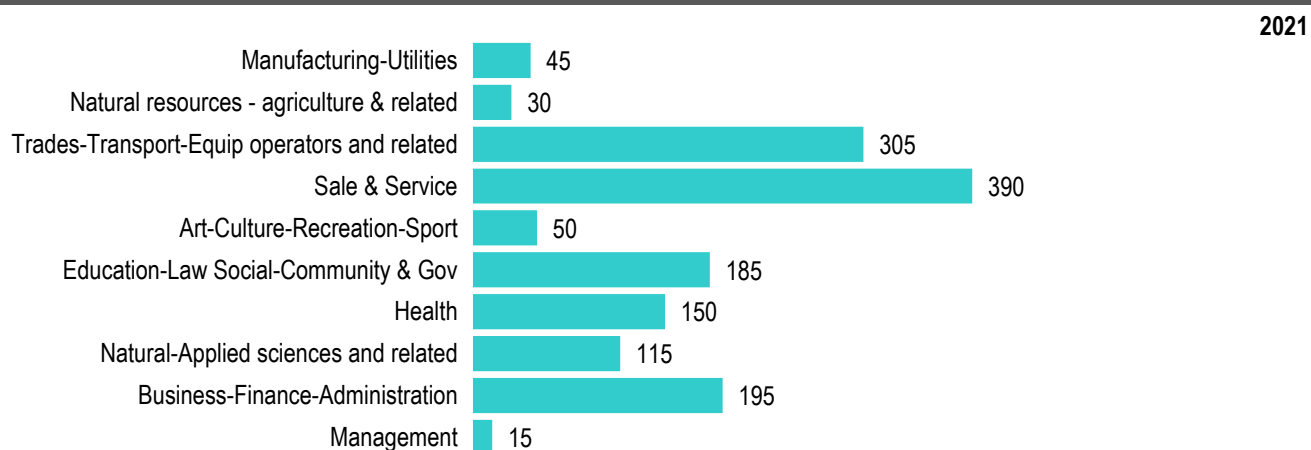
Source: Statistics Canada, Income Statistics Division, T1 Family File (T1FF) based on the final tax file, 2021

## Personal Income



Source: Statistics Canada, Income Statistics Division, T1 Family File (T1FF) based on the final tax file, 2021

## Major Occupation



Source: 2021 Census