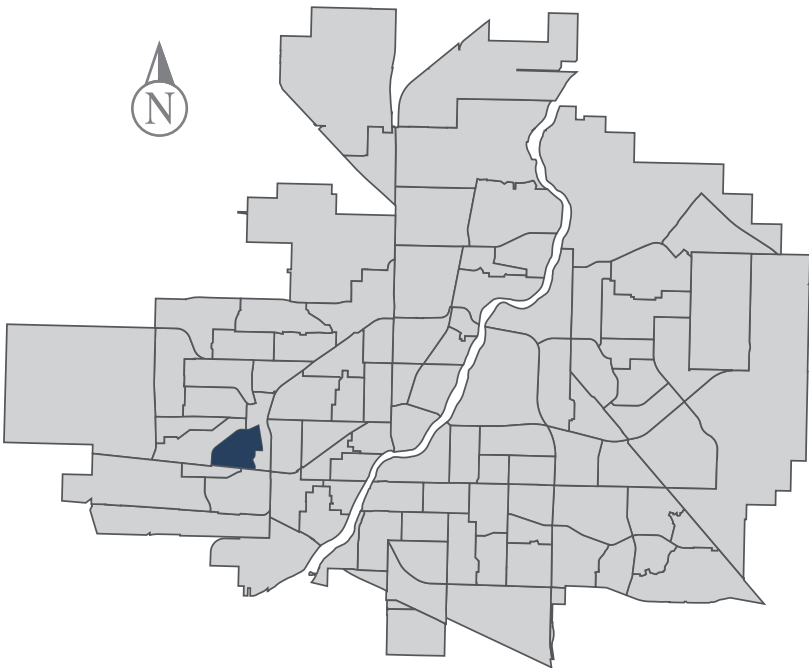


# Fairhaven

## MUNICIPAL WARD 3



Population  
5,542



## COMMUNITY QUICK FACTS



59.0%

homeownership



\$197,704

average  
sale price



\$34,870

median  
personal  
income



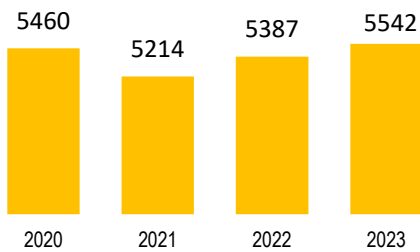
2.7

household  
size



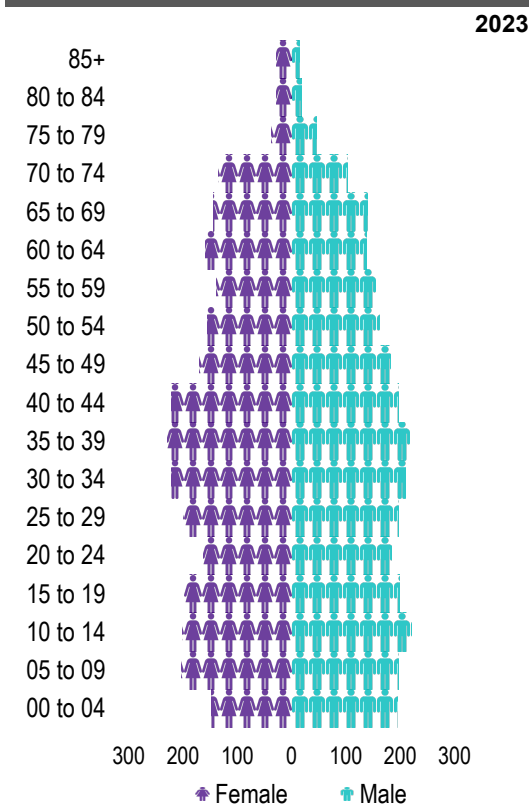
# FAIRHAVEN

## POPULATION



Source: eHealth Saskatchewan, 2023

## Age Group



Source: eHealth Saskatchewan, 2023

## Ethnic Diversity

	2021
Fairhaven	0.53
Saskatoon	0.46

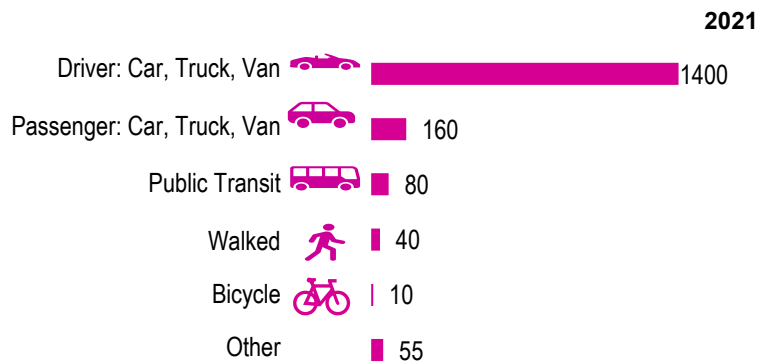
Source: 2021 Census

## Mother Tongue

Top Languages	2021
English	2950
Tagalog (Pilipino, Filipino)	260
Spanish	65
Cantonese	10

Source: 2021 Census

## Mode of Travel to Work



Source: 2021 Census Long Form

## Registered Vehicles

	2021	2022
Total (LV & PV)	3542	3348
Per Person	0.7	0.6
Saskatoon Per Person	0.8	0.9

LV - light vehicles (commercial & private) PV - private passenger vehicle

Source: SGI

## Education Level

	2021
No Certificate/diploma/degree	270
High school certificate or equivalent	725
Apprentice/trades certificate/diploma	220
College/CEGEP/non-university cert./dipl.	390
University diploma or degree	90

Source: 2021 Census Long Form

## Postsecondary Enrolment

	2020	2021	2022
Saskatchewan Polytechnic	66	58	74
University of Saskatchewan	85	0	86

Source: Saskatchewan Polytechnic Administrative Office and University of Saskatchewan Registrar's Office

## Enrolment by School

	S - Greater Saskatoon Catholic Schools		
	2020	2021	2022
P- Saskatoon Public School			
Fairhaven School (p)	313	287	307
St. Mark School (s)	417	411	425

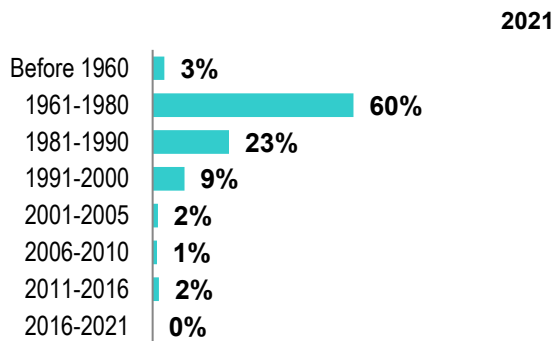
Source: Saskatoon Public School Division & Greater Saskatoon Catholic Schools

## Household Structure

	2021
One-family households	955
Multiple-family households	5
Non-family households	505
Total one-parent families	305
Total households	1590
Household size	2.7

Source: 2021 Census

## Age of Dwelling



Source: 2021 Census

## Housing Affordability

Median Multiple	2021	2022
Saskatoon	3.98	3.81
Fairhaven	2.98	2.34

Note: Median Multiple of 3.0 & under is rated as "affordable"

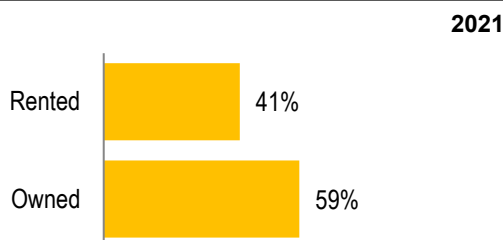
Source: City of Saskatoon, Assessment & Taxation and RBC Economics Research

## Housing Costs

	2021
Average Owner's Major Payments	\$1,196
Average Gross Rent	\$1,158

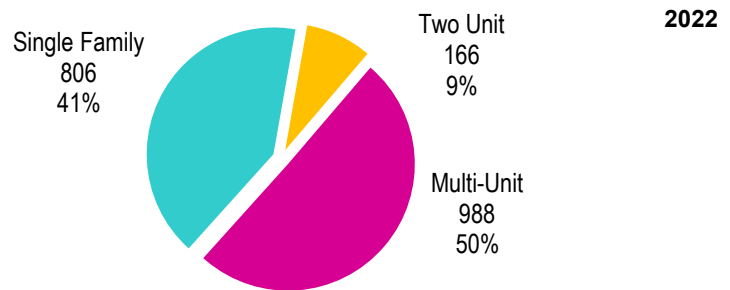
Source: 2021 Census

## Housing by Tenure



Source: 2021 Census

## Dwelling Unit Count



Total Dwellings	1960
Neighbourhood Area	111.1 hectares / 274.6 acres
Dwelling Units per Area	17.6 per hectare / 7.1 per acre

Source: City of Saskatoon, Planning & Development

## Real Estate Sales

2022	No. of Sales	Average Price
Condo Townhouse	16	\$ 153,469
High Rise Apt Condo	0	\$ -
Low Rise Apt Condo	5	\$ 85,400
Semi-detached	3	\$ 243,655
Semi-detached - two titles	3	\$ 211,000
Single Family Dwelling	29	\$ 294,997

Source: City of Saskatoon, Assessment & Taxation

## Park Space

2022	Hectares	Acres
Total Park Area	8.4	20.9
Population per Park Area	656.1	265.5

Park Type: N - Neighbourhood D - District MD - Multi-district  
SU- Special Use I - Industrial

Herbert S Sears	N	8.4	20.9
-----------------	---	-----	------

Source: City of Saskatoon, Planning & Development

# FAIRHAVEN

## Voter Turn-out (%)

Provincial	2007	66%
Federal	2008	45%
Civic	2009	19%
Federal	2011	45%
Provincial	2011	45%
Civic	2012	18%
Federal	2015	63%
Provincial	2016	31%
Civic	2016	21%
Federal	2019	67%
Provincial	2020	44%
Civic	2020	19%

## Licensed Home-Based Businesses

	2021	2022
Saskatoon	5353	5293
Fairhaven	64	69

Source: City of Saskatoon, Business License Program

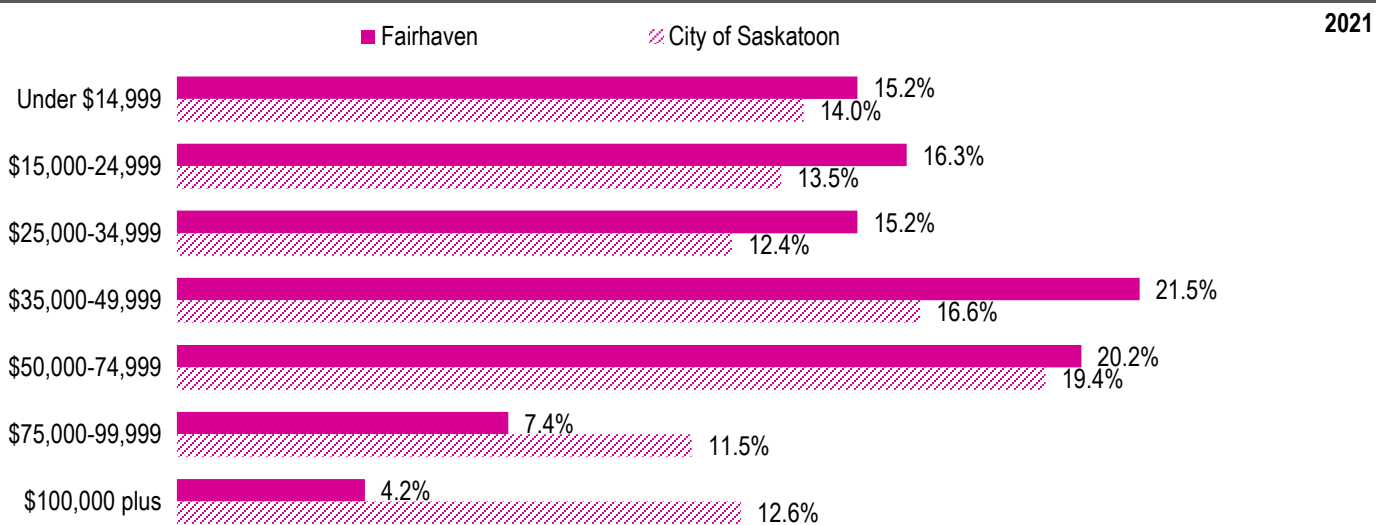
## Labour Force

	2021	
	Fairhaven	Saskatoon
Labour Force Participation Rate	66.3%	69.7%
Economic Dependency Ratio	34.4%	19.5%
Median Total Income (personal)	\$37,060	\$43,820
Provincial Index of Median Income (base=100)	88.10	104.20
Canadian Index of Median Income (base=100)	89.00	105.20

Source: City of Saskatoon, City Clerk's office; Elections Saskatchewan; and Elections Canada

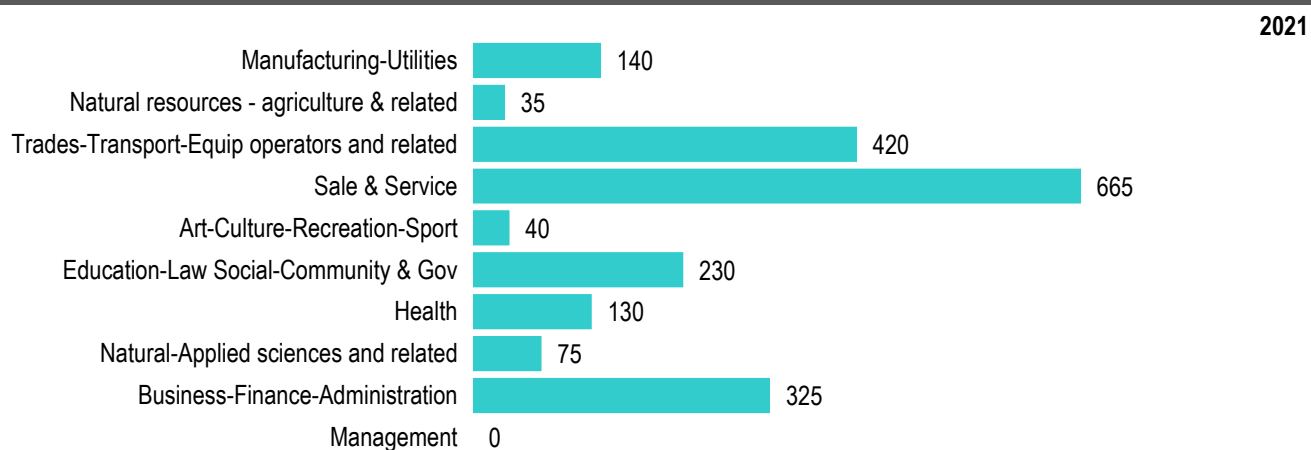
Source: Statistics Canada, Income Statistics Division, T1 Family File (T1FF) based on the final tax file, 2021

## Personal Income



Source: Statistics Canada, Income Statistics Division, T1 Family File (T1FF) based on the final tax file, 2021

## Major Occupation



Source: 2021 Census