

Lavatories (Sinks)

A lavatory in a barrier-free washroom shall:

- be located so that the distance between the centreline of the fixture and the side wall is not less than 460 mm,
- have a top surface height of not more than 865 mm,
- have a clearance beneath not less than:
 - 760 mm wide,
 - 735 mm high at the front edge,
 - 685 mm at a point 205 mm back from the front edge, and
 - 230 mm over the distance from a point 280 mm to a point 430 mm back from the front edge (Figure 4),
- have insulated waste pipes where they would otherwise present a burn hazard,
- be equipped with lever type faucet handles without spring loading or be automatically operable,
- have soap or towel dispensers located not more than 1 200 mm above the floor in an area that is accessible to persons in wheelchairs, and
- have shelves or other projections above lavatories located so they will not present a hazard to a person with a visual disability.

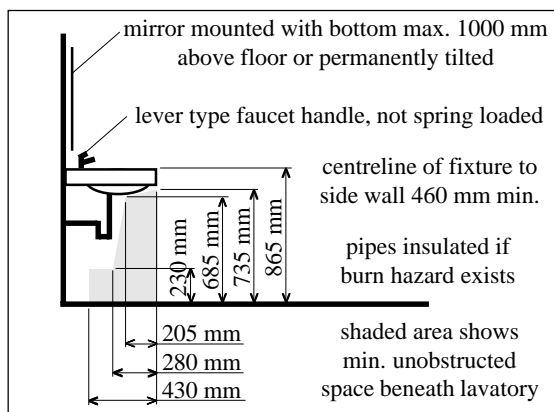


Figure 4

Urinals

Where more than one urinal is provided in a washroom that is required to be barrier-free, at least one urinal shall:

- be provided with a clear width of approach of 800 mm centred on the urinal (Figure 5),
- have no step in front,
- have a vertical grab bar on each side of the urinal that is not less than 300 mm long with its centreline 1 000 mm above the floor and located not more than 380 mm from the centreline of the urinal (Figure 6), and
- be wall-mounted with the rim located between 488 and 512 mm above the floor or floor-mounted with the rim level with the finished floor (Figure 6).

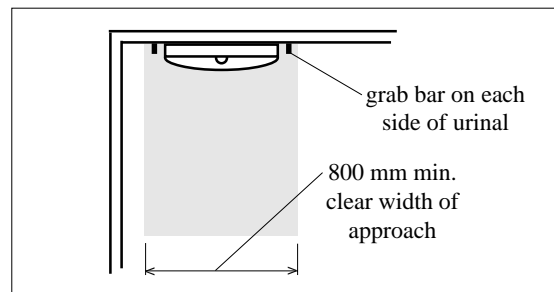


Figure 5

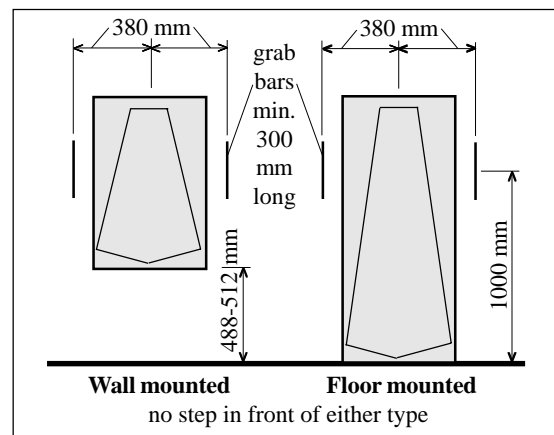


Figure 6

Showers

If showers are provided in assembly occupancies, at least one shower must be barrier-free. It must meet the requirements of Article 3.8.3.13. of the NBC 1995.

Special Washrooms

Where alterations are made to existing buildings, washrooms specifically for use by persons with physical disabilities are permitted to be provided in lieu of facilities included in washrooms used by the general public. Requirements for special washrooms are included in Article 3.8.3.12. of the NBC 1995.

The contents of this brochure are for information purposes only. Designers and builders should refer to *The Uniform Building and Accessibility Standards Regulations* for the purposes of interpretation and application of the law.

For more information contact:
Your local municipal office
or
Building Standards
Saskatchewan Municipal Affairs,
Culture and Housing
310 - 1855 Victoria Avenue
Regina SK S4P 3V7
(306) 787-4113 or fax (306) 787-9273

March 1996



Saskatchewan
Municipal Affairs,
Culture and Housing

Building
Standards

Barrier-Free Washrooms



*“Promoting
construction of
safe buildings
through leadership
and guidance”*

Barrier-Free Washrooms

The following requirements for barrier-free washrooms and fixtures are based on Section 3.8 of the National Building Code (NBC) of Canada 1995 as adopted and amended by *The Uniform Building and Accessibility Standards Regulations*.

Washrooms Required to be Barrier-Free

Washrooms must be barrier-free when they are provided in a storey to which a barrier-free path of travel is required unless:

- They are located within suites of residential occupancy that are not required to be fully barrier-free.
- Other barrier-free washrooms are provided on the same floor area within 45 m. The location of the barrier-free washrooms must be clearly indicated.
- They are located in an individual suite having an area of less than 500 m² that is completely separated from and has no access to the remainder of the building. This exception is intended to address “strip malls.” Such buildings may either provide public barrier-free washrooms in a central location or washrooms which can accommodate persons with physical disabilities in each suite.

Barrier-free washrooms must be located in an entrance storey except when:

- no washrooms are located on an entrance storey, and
- a barrier-free path of travel is provided to barrier-free washrooms on another storey.

Water Closet Stalls

At least one stall or enclosure shall:

- be not less than 1 500 by 1 500 mm (Figure 1),
- be equipped with a door that:
 - can be locked from the inside,
 - provides a clear opening of not less than 760 mm with the door in the open position (Figure 1),
 - swings outward, unless sufficient room is provided within the stall to permit the door to be closed without interfering with the wheelchair,
 - has a door pull on the inside that is not less than 140 mm long located on the hinged side (Figure 2), and
 - has a door pull on the outside near the latch side of the door.

A barrier-free stall shall have clearance of not less than:

- 1 700 mm between the outside of the stall face and the face of an inswinging washroom door, and
- 1 400 mm between the outside of the stall face and any wall-mounted fixture. (Figure 1)

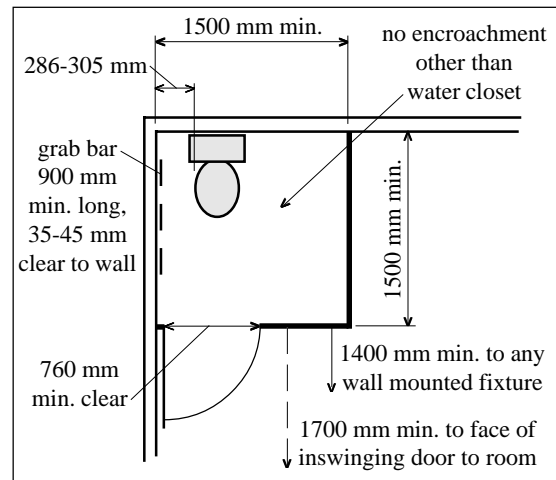


Figure 1

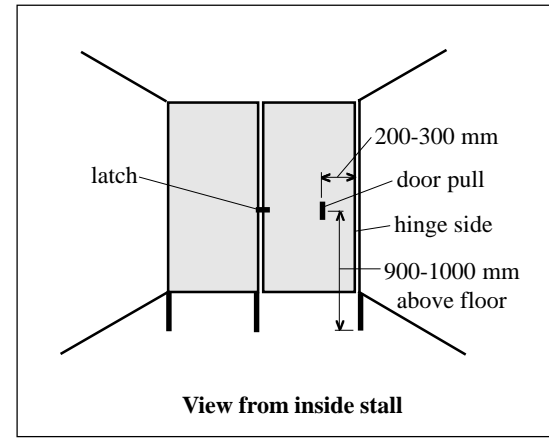


Figure 2

Water Closets (Toilets)

Water closets shall:

- be located so that the clearance between the fixture and the wall on one side is not less than 285 mm and not more than 305 mm (Figure 1),
- be equipped with seats located between 400 and 460 mm above the floor (Figure 3),
- be equipped with hand-operated flushing controls that are easily accessible to a wheelchair user or be automatically operable,
- be equipped with a seat lid or other back support, and
- not have spring-actuated seats.

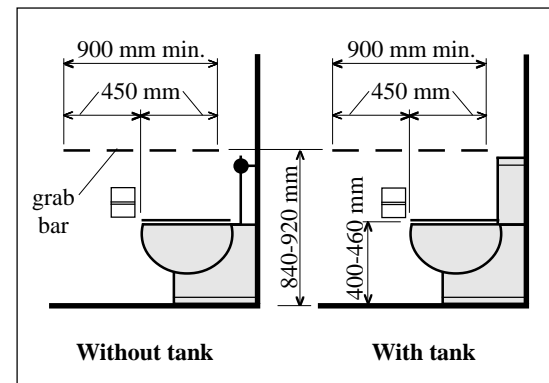


Figure 3

Grab Bars

Grab bars shall be mounted horizontally between 840 and 920 mm above the floor:

- on the side wall closest to the water closet and shall extend not less than 450 mm in both directions from the forward-most point of the water closet (Figure 3), and
- on the wall behind the water closet so that it extends the full width of the toilet bowl where the water closet does not have a water tank.

Grab bars shall:

- resist a horizontal or vertical load of at least 1.3 kN,
- be 30 to 40 mm in diameter, and
- be installed with 35 to 45 mm clearance to the wall.

Washroom Accessories

A coat hook is required in a barrier-free water closet stall. It must be mounted not more than 1 400 mm above the floor on a side wall and project not more than 50 mm from the wall.

Where mirrors are provided in a washroom that is required to be barrier-free, at least one mirror shall have its bottom edge not more than 1 000 mm above the floor, or be inclined to the vertical to be usable by a person in a wheelchair.

Where other washroom accessories are provided in a washroom that is required to be barrier-free, they should be:

- of a type which is usable by a person in a wheelchair, and
- installed at a height of not more than 1 200 mm from the finished floor to the operating part.