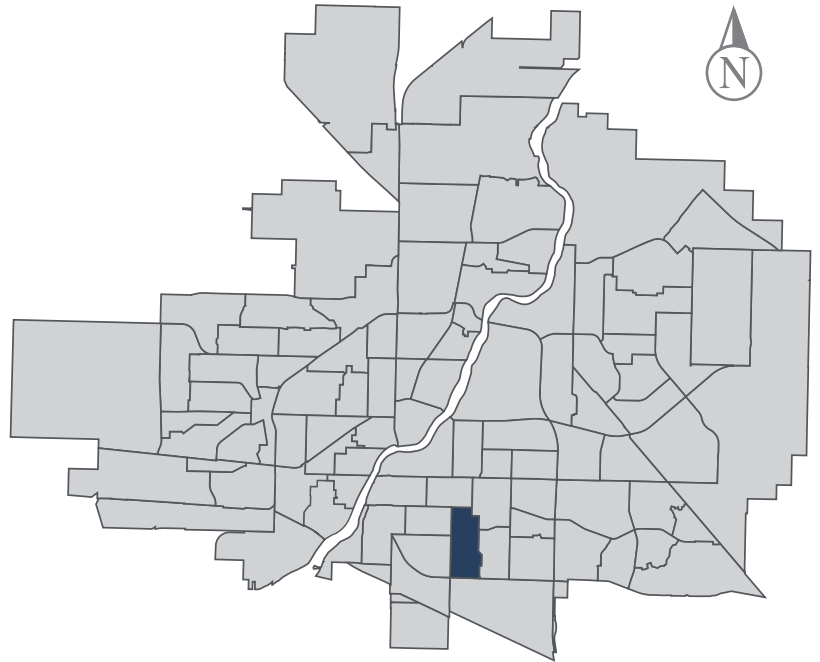
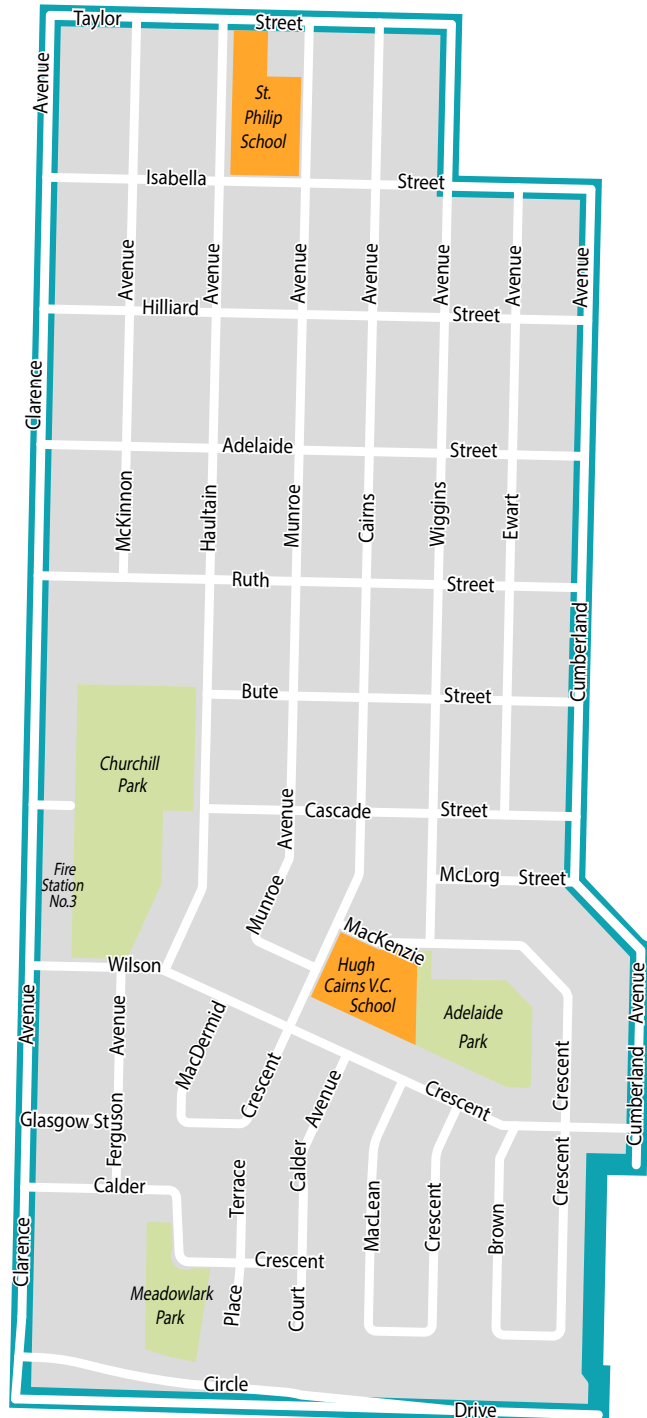


# Adelaide/Churchill

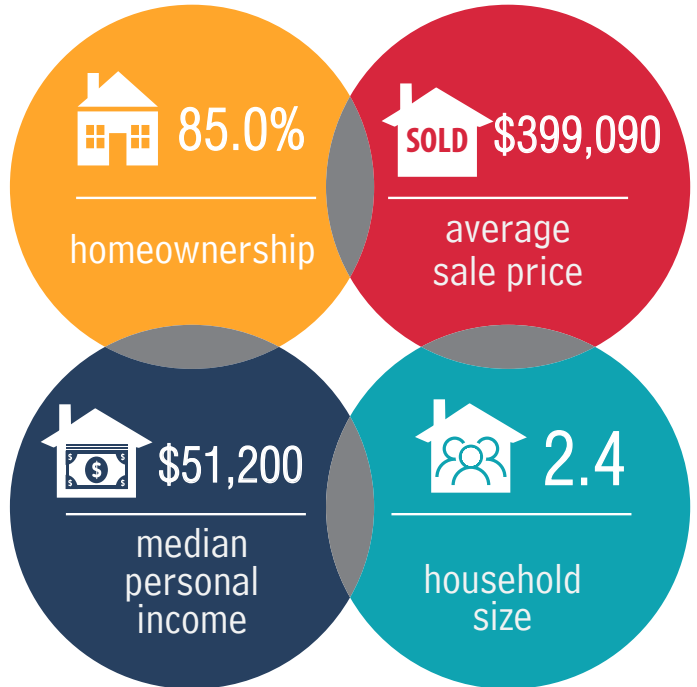
## MUNICIPAL WARD 7



Population  
3,737

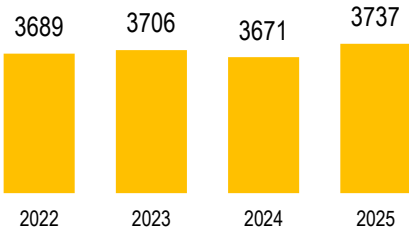


### COMMUNITY QUICK FACTS



# ADELAIDE/CHURCHILL

## POPULATION



Source: eHealth Saskatchewan, 2025

## Age Group



Source: eHealth Saskatchewan, 2025

## Ethnic Diversity

	2021
* Higher number indicates greater diversity	
Adelaide/Churchill	0.14
Saskatoon	0.46

Source: 2021 Census

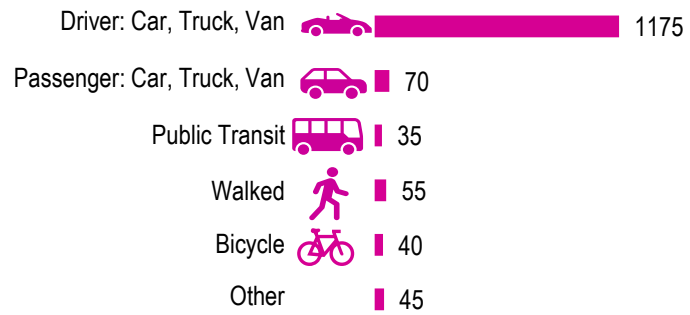
## Mother Tongue

Top Languages	2021
English	3125
Ukrainian	25
German	45
French	40
Tagalog (Pilipino, Filipino)	15

Source: 2021 Census

## Mode of Travel to Work

2021



Source: 2021 Census Long Form

## Registered Vehicles

	2023	2024
Total (LV & PV)	3683	2983
Per Person	1.0	0.8
Saskatoon Per Person	0.9	0.7

LV - light vehicles (commercial & private) PV - private passenger vehicle

Source: SGI

## Education Level

	2021
No Certificate/diploma/degree	45
High school certificate or equivalent	435
Apprentice/trades certificate/diploma	190
College/CEGEP/non-university cert./dipl.	325
University diploma or degree	70

Source: 2021 Census Long Form

## Postsecondary Enrolment

	2022	2023	2024
Saskatchewan Polytechnic	31	37	32
University of Saskatchewan	133	137	130

Source: Saskatchewan Polytechnic Administrative Office and University of Saskatchewan Registrar's Office

## Enrolment by School

	2022	2023	2024
P- Saskatoon Public School			
S - Greater Saskatoon Catholic Schools			
Hugh Cairns V.C. School (p)	235	247	251
St. Philip School (s)	206	206	269

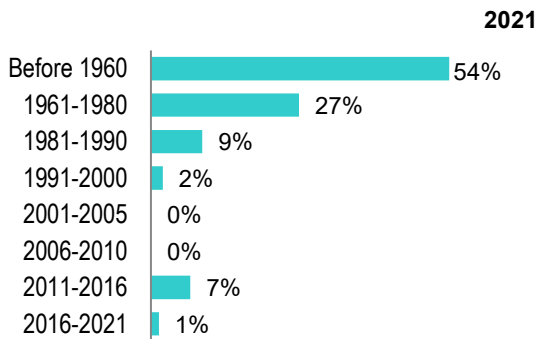
Source: Saskatoon Public School Division & Greater Saskatoon Catholic Schools

## Household Structure

	2021
One-family households	925
Multiple-family households	5
Non-family households	405
Total one-parent families	135
Total households	1400
Household size	2.4

Source: 2021 Census

## Age of Dwelling



Source: 2021 Census

## Housing Affordability

Median Multiple	2024
Saskatoon	3.96
Adelaide/Churchill	4.22

Note: Median Multiple of 3.0 & under is rated as "affordable"

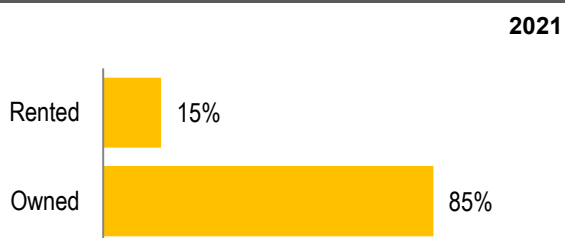
Source: City of Saskatoon, Assessment & Taxation and RBC Economics Research

## Housing Costs

	2021
Average Owner's Major Payments	\$1,296
Average Gross Rent	\$1,370

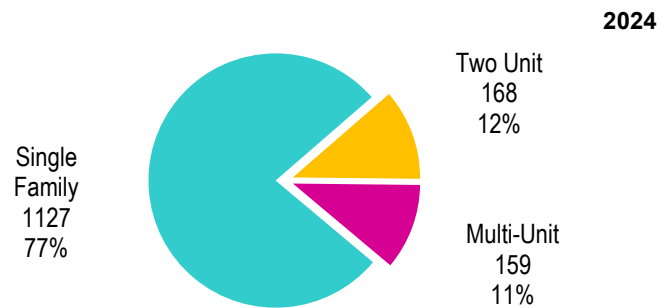
Source: 2021 Census

## Housing by Tenure



Source: 2021 Census

## Dwelling Unit Count (Livable Units)



<b>Total Dwellings</b>	<b>1454</b>	
<b>Neighbourhood Area</b>	<b>149.5 hectares</b>	<b>369.5 acres</b>
<b>Dwelling Units per Area</b>	<b>9.7 per hectare</b>	<b>3.9 per acre</b>

Source: City of Saskatoon, Planning & Development

## Real Estate Sales

2024	No. of Sales	Average Price
Condo Townhouse	4	\$ 394,185
High Rise Apt Condo	0	\$ -
Low Rise Apt Condo	5	\$ 391,200
Semi-detached	0	\$ -
Semi-detached - two titles	0	\$ -
Single Family Dwelling	76	\$ 411,885

Source: City of Saskatoon, Assessment & Taxation

## Park Space

2025	Hectares	Acres
<b>Total Park Area</b>	8.7	21.4
<b>Population per Park Area</b>	432.0	174.8

Park Type: N - Neighbourhood D - District MD - Multi-district  
SU - Special Use I - Industrial

<b>Adelaide</b>	<b>N</b>	2.10	5.20
<b>Churchill</b>	<b>N</b>	5.30	13.10
<b>Meadowlark</b>	<b>N</b>	1.25	3.08

Source: City of Saskatoon, Planning & Development

# ADELAIDE/CHURCHILL

## Voter Turn-out (%)

Federal	2011	62%
Provincial	2011	61%
Civic	2012	42%
Federal	2015	78%
Provincial	2016	44%
Civic	2016	42%
Federal	2019	76%
Provincial	2020	59%
Civic	2020	35%
Provincial	2021	55%
Civic	2024	44%
Provincial	2024	61%

Source: City of Saskatoon, City Clerk's office; Elections Saskatchewan; and Elections Canada

## Licensed Home-Based Businesses

	2023	2024
Saskatoon	5531	5334
Adelaide/Churchill	104	96

Source: City of Saskatoon, Business License Program

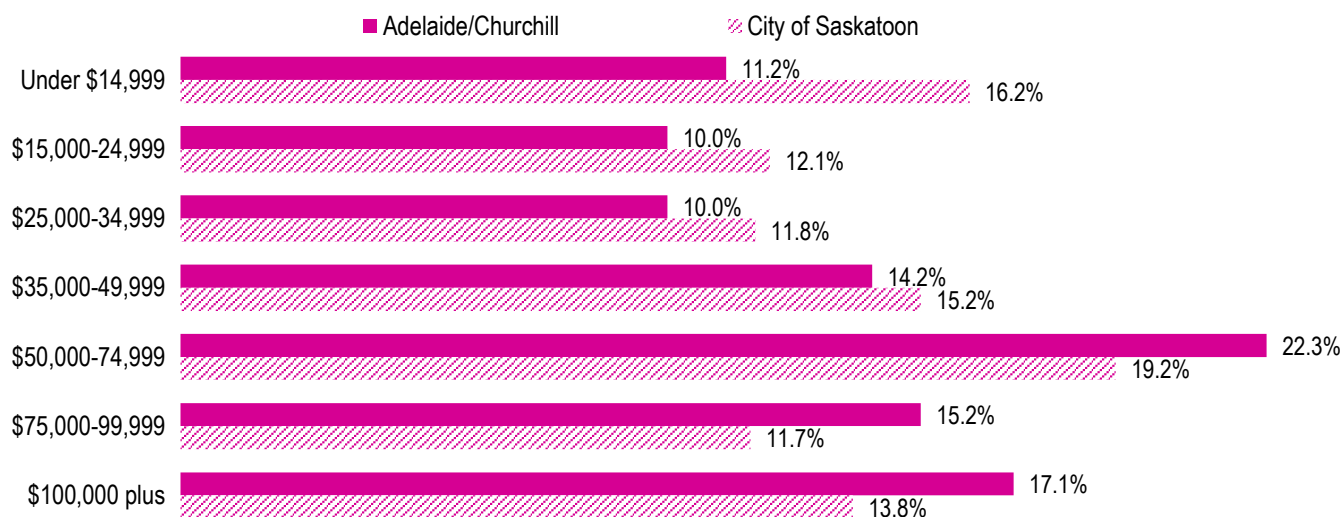
## Labour Force

	Adelaide/Churchill	Saskatoon
<b>Labour Force Participation Rate</b>	67.7%	69.3%
<b>Economic Dependency Ratio</b>	19.9%	18.5%
<b>Median Total Income (personal)</b>	\$54,730	\$44,650
<b>Provincial Index of Median Income (base=100)</b>	126.60	103.30
<b>Canadian Index of Median Income (base=100)</b>	127.00	103.60

Source: Statistics Canada, Income Statistics Division, T1 Family File (T1FF) based on the final tax file, 2022 (Data updates unavailable until 2027)

## Personal Income

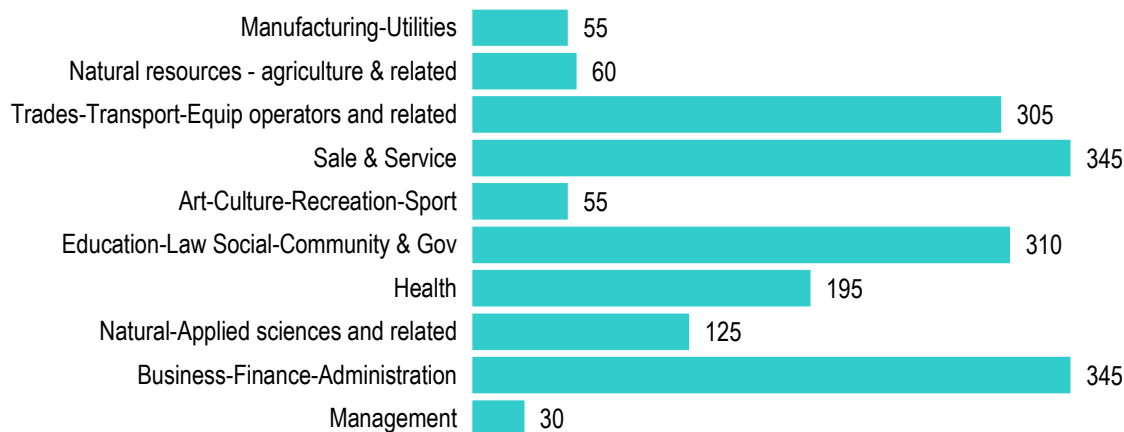
2022



Source: Statistics Canada, Income Statistics Division, T1 Family File (T1FF) based on the final tax file, 2022 (Data updates unavailable until 2027)

## Major Occupation

2021



Source: 2021 Census