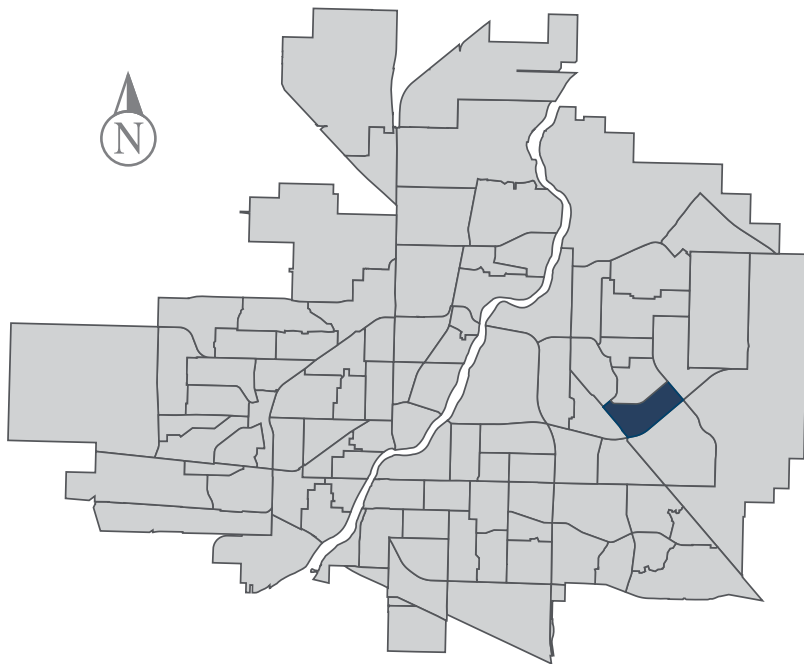


Arbor Creek

MUNICIPAL WARD 10

 Population
5,118



COMMUNITY QUICK FACTS



92.0%

homeownership



\$361,960

average
sale price



\$54,400

median
personal
income

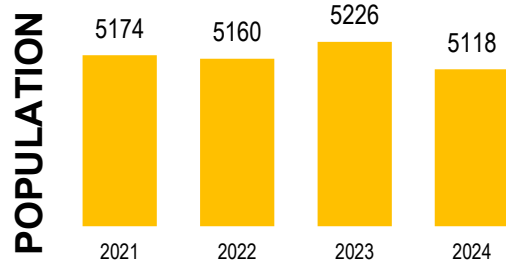


2.9

household
size

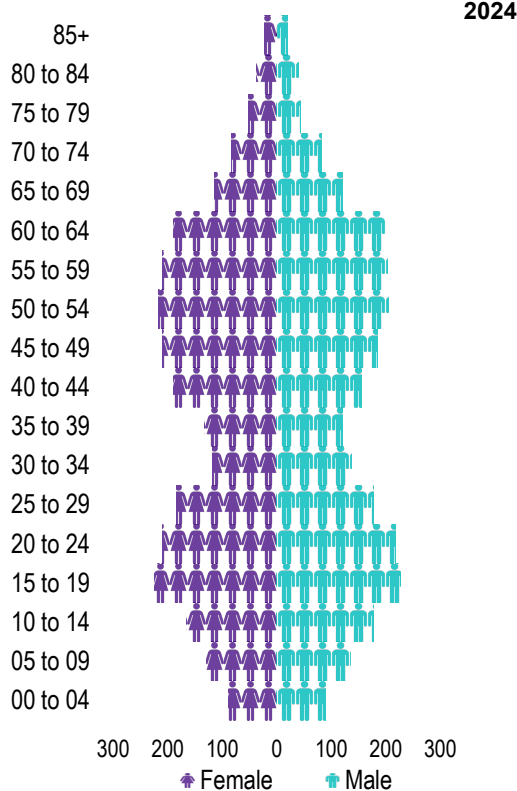


ARBOR CREEK



Source: eHealth Saskatchewan, 2024

Age Group



Source: eHealth Saskatchewan, 2024

Ethnic Diversity

* Higher number indicates greater diversity

| | 2021 |
|-------------|------|
| Arbor Creek | 0.38 |
| Saskatoon | 0.46 |

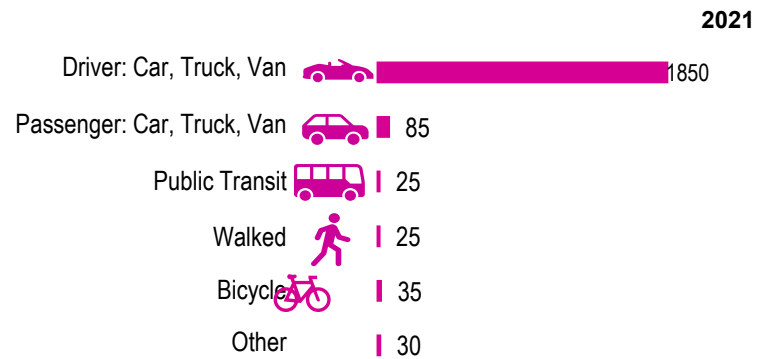
Source: 2021 Census

Mother Tongue

| Top Languages | 2021 |
|---------------------|------|
| English | 3840 |
| Mandarin | 220 |
| Arabic | 0 |
| Spanish | 10 |
| Sinhala (Sinhalese) | 55 |
| Afrikaans | 0 |

Source: 2021 Census

Mode of Travel to Work



Source: 2021 Census Long Form

Registered Vehicles

| | 2022 | 2023 |
|----------------------|------|------|
| Total (LV & PV) | 4129 | 4820 |
| Per Person | 0.8 | 0.9 |
| Saskatoon Per Person | 0.9 | 0.9 |

LV - light vehicles (commercial & private) PV - private passenger vehicle

Source: SGI

Education Level

2021

| | |
|--|-----|
| No Certificate/diploma/degree | 65 |
| High school certificate or equivalent | 480 |
| Apprentice/trades certificate/diploma | 205 |
| College/CEGEP/non-university cert./dipl. | 495 |
| University diploma or degree | 145 |

Source: 2021 Census Long Form

Postsecondary Enrolment

| | 2021 | 2022 | 2023 |
|----------------------------|------|------|------|
| Saskatchewan Polytechnic | 0 | 45 | 50 |
| University of Saskatchewan | 337 | 318 | 338 |

Source: Saskatchewan Polytechnic Administrative Office and University of Saskatchewan Registrar's Office

Enrolment by School

P - Saskatoon Public School S - Greater Saskatoon Catholic Schools

| | 2021 | 2022 | 2023 |
|-------------------------------------|------|------|------|
| No schools located in neighbourhood | | | |

Household Structure

| | 2021 |
|----------------------------|------|
| One-family households | 1265 |
| Multiple-family households | 5 |
| Non-family households | 285 |
| Total one-parent families | 140 |
| Total households | 1625 |
| Household size | 3 |

Source: 2021 Census

Age of Dwelling

| | 2021 |
|-------------|------|
| Before 1960 | 1% |
| 1961-1980 | 0% |
| 1981-1990 | 1% |
| 1991-2000 | 30% |
| 2001-2005 | 58% |
| 2006-2010 | 6% |
| 2011-2016 | 3% |
| 2016-2021 | 0% |

Source: 2021 Census

Housing Affordability

| Median Multiple | 2023 |
|-----------------|------|
| Saskatoon | 4.21 |
| Arbor Creek | 5.19 |

Note: Median Multiple of 3.0 & under is rated as "affordable"

Source: City of Saskatoon, Assessment & Taxation and RBC Economics Research

Housing Costs

| | 2021 |
|--------------------------------|---------|
| Average Owner's Major Payments | \$1,770 |
| Average Gross Rent | \$1,520 |

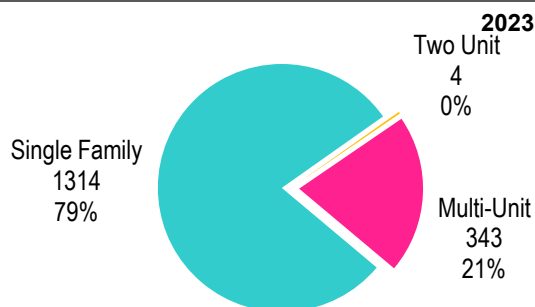
Source: 2021 Census

Housing by Tenure

| | 2021 |
|--------|------|
| Rented | 8% |
| Owned | 92% |

Source: 2021 Census

Dwelling Unit Count (Livable Units)



Total Dwellings 1661

Neighbourhood Area 150.6 hectares 372.1 acres

Dwelling Units per Area 11.0 per hectare 4.5 per acre

Source: City of Saskatoon, Planning & Development

Real Estate Sales

| 2023 | No. of Sales | Average Price |
|----------------------------|--------------|---------------|
| Condo Townhouse | 8 | \$ 231,988 |
| High Rise Apt Condo | 0 | \$ 300,972 |
| Low Rise Apt Condo | 0 | \$ - |
| Semi-detached | 0 | \$ - |
| Semi-detached - two titles | 0 | \$ - |
| Single Family Dwelling | 43 | \$ 552,921 |

Source: City of Saskatoon, Assessment & Taxation

Park Space

| 2024 | Hectares | Acres |
|--------------------------|----------|-------|
| Total Park Area | 10.3 | 25.4 |
| Population per Park Area | 508.1 | 205.6 |

Park Type: N - Neighbourhood D - District MD - Multi-district
SU- Special Use I - Industrial

| | | | |
|--------------------|---|------|-------|
| Arbor Creek | N | 4.79 | 11.84 |
| Arbor Creek Linear | N | 3.93 | 9.72 |
| Beckett Green | N | 0.71 | 1.77 |
| Budz Green | N | 0.85 | 2.09 |

Source: City of Saskatoon, Planning & Development

ARBOR CREEK

Voter Turn-out (%)

| | | |
|------------|------|-----|
| Provincial | 2007 | 64% |
| Federal | 2008 | 53% |
| Civic | 2009 | 30% |
| Federal | 2011 | 55% |
| Provincial | 2011 | 46% |
| Civic | 2012 | 33% |
| Federal | 2015 | 72% |
| Provincial | 2016 | 37% |
| Civic | 2016 | 37% |
| Federal | 2019 | 72% |
| Provincial | 2020 | 56% |
| Civic | 2020 | 30% |

Licensed Home-Based Businesses

| | 2022 | 2023 |
|-------------|------|------|
| Saskatoon | 5293 | 5531 |
| Arbor Creek | 96 | 90 |

Source: City of Saskatoon, Business License Program

Labour Force

Labour Force Participation Rate

Economic Dependency Ratio

Median Total Income (personal)

Provincial Index of Median Income (base=100)

Canadian Index of Median Income (base=100)

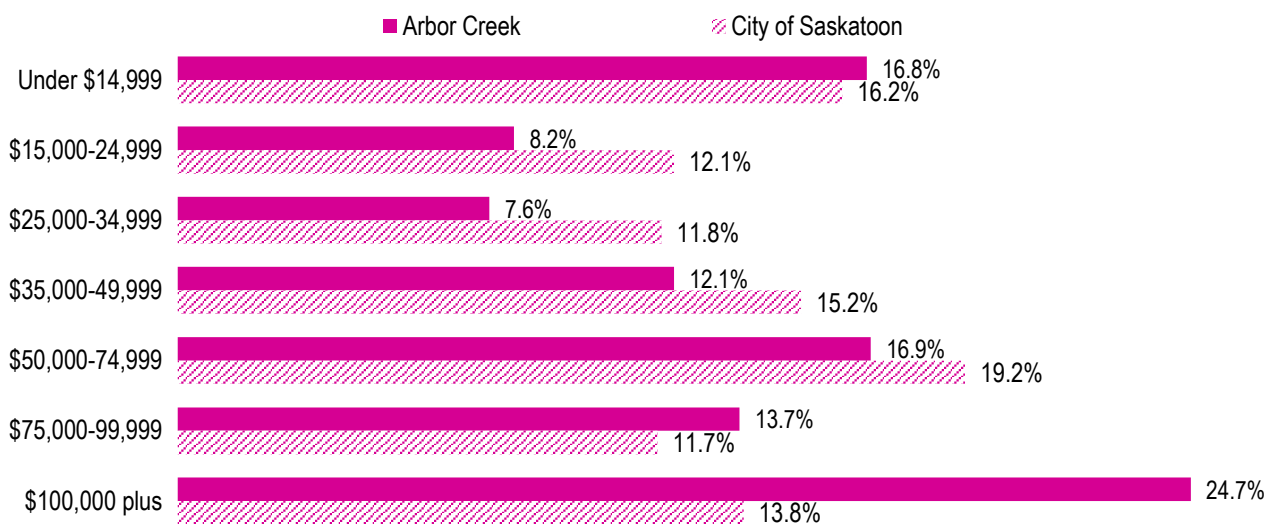
| | 2022 | 2023 |
|-------------|-----------|------|
| Arbor Creek | Saskatoon | |
| 74.9% | 69.3% | |
| 9.1% | 18.5% | |
| \$57,550 | \$44,650 | |
| 133.10 | 103.30 | |
| 133.60 | 103.60 | |

Source: City of Saskatoon, City Clerk's office; Elections Saskatchewan; and Elections Canada

Source: Statistics Canada, Income Statistics Division, T1 Family File (T1FF) based on the final tax file, 2022

Personal Income

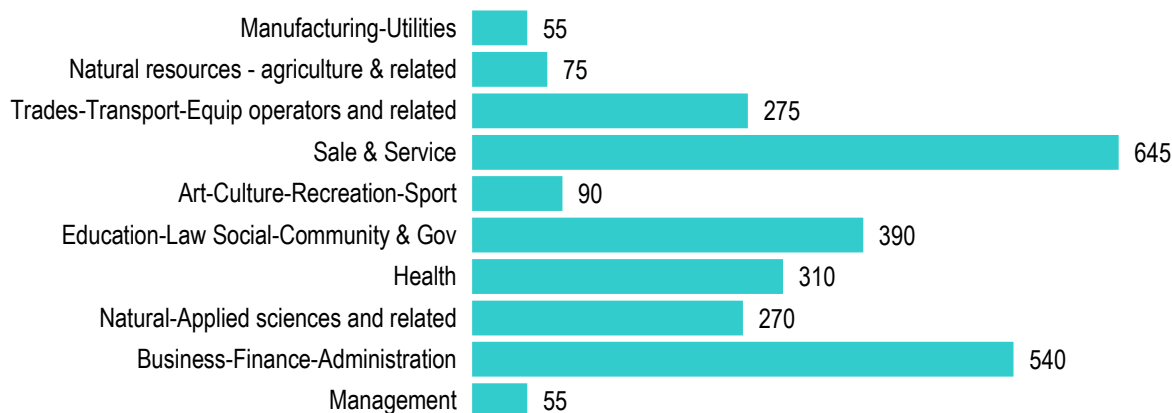
2022



Source: Statistics Canada, Income Statistics Division, T1 Family File (T1FF) based on the final tax file, 2022

Major Occupation

2021



Source: 2021 Census