

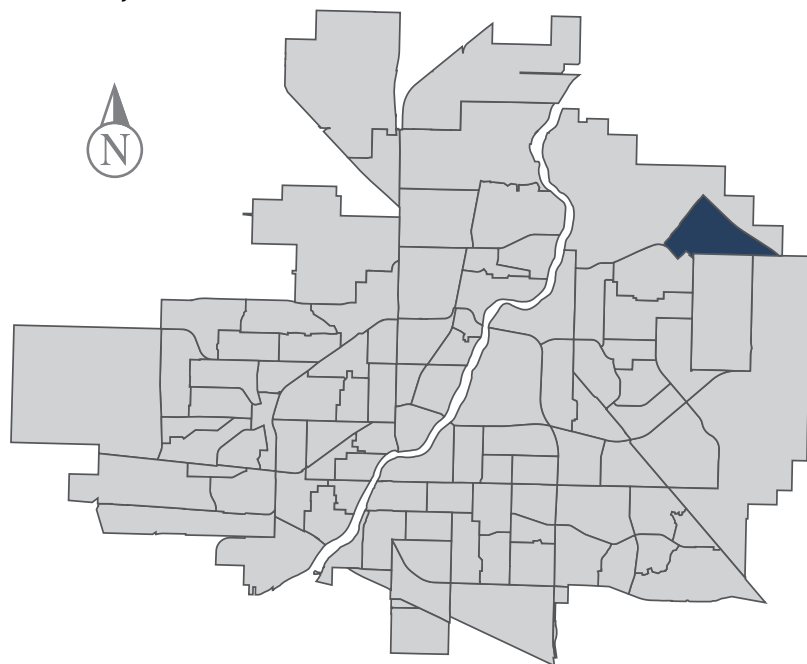
Aspen Ridge

MUNICIPAL WARD 10



Population

3,295



COMMUNITY QUICK FACTS



76.0%

homeownership



\$515,970

average
sale price



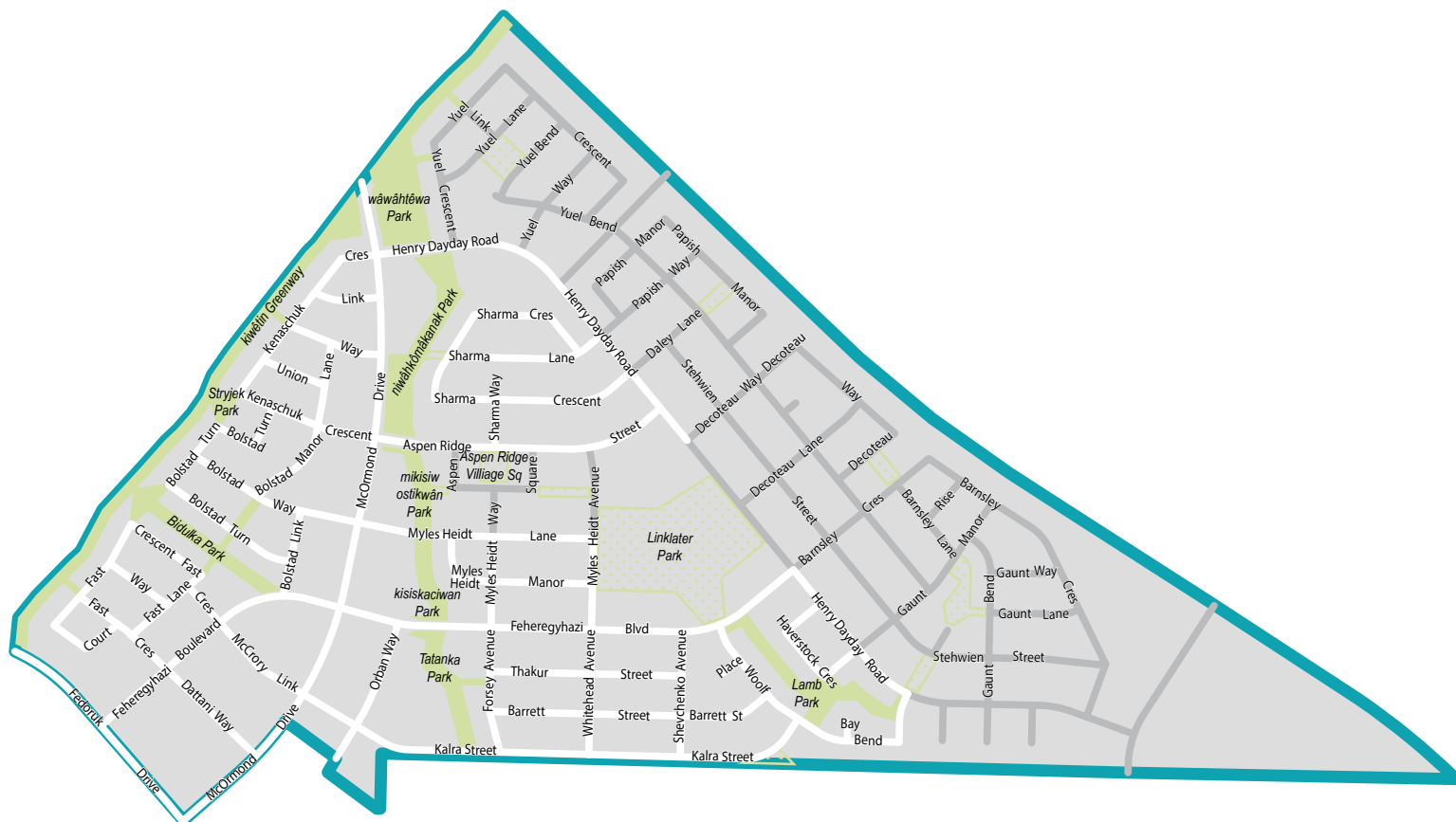
\$48,000

median
personal
income

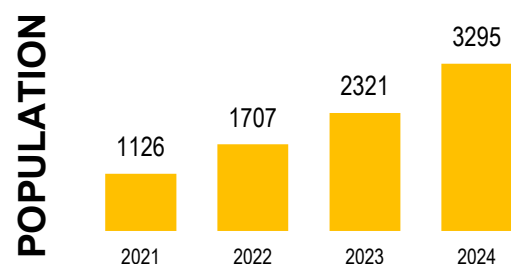


3.2

household
size



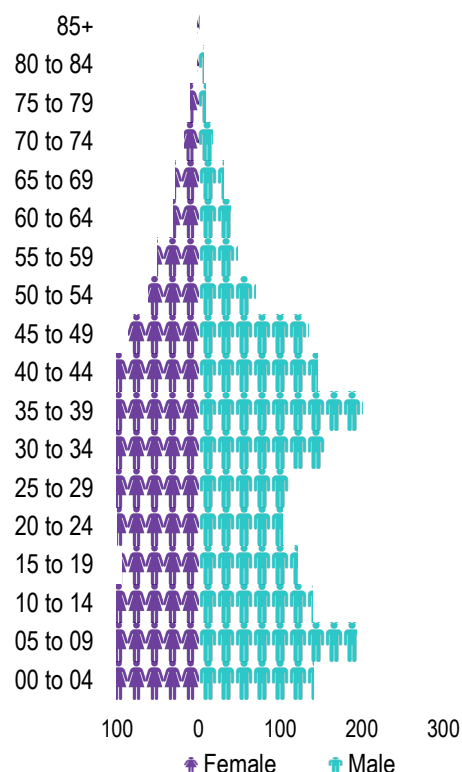
ASPEN RIDGE



Source: eHealth Saskatchewan, 2024

Age Group

2024



Source: eHealth Saskatchewan, 2024

Ethnic Diversity

* Higher number indicates greater diversity

	2021
Aspen Ridge	0.98
Saskatoon	0.46

Source: 2021 Census

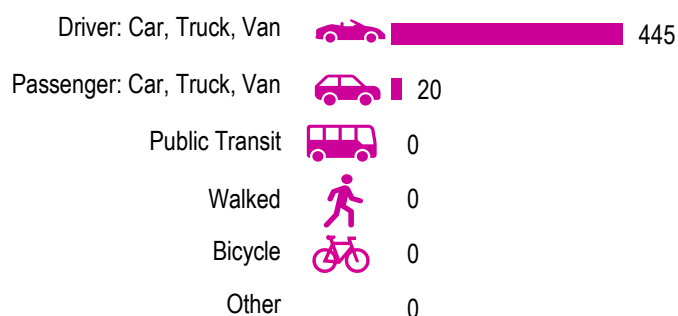
Mother Tongue

	2021
English	645
Mandarin	0
Arabic	0
Spanish	15

Source: 2021 Census

Mode of Travel to Work

2021



Registered Vehicles

	2022	2023
Total (LV & PV)	1073	2078
Per Person	0.5	0.9
Saskatoon Per Person	0.9	0.9

LV - light vehicles (commercial & private) PV - private passenger vehicle

Source: SGI

Education Level

2021

No Certificate/diploma/degree	20
High school certificate or equivalent	140
Apprentice/trades certificate/diploma	40
College/CEGEP/non-university cert./dipl.	65
University diploma or degree	65

Source: 2021 Census Long Form

Postsecondary Enrolment

	2021	2022	2023
Saskatchewan Polytechnic	0	31	43
University of Saskatchewan	73	96	149

Source: Saskatchewan Polytechnic Administrative Office and University of Saskatchewan Registrar's Office

Enrolment by School

P - Saskatoon Public School

S - Greater Saskatoon Catholic Schools

2021 2022 2023

No Open Schools Located in Neighbourhood

Household Structure

	2021
One-family households	295
Multiple-family households	10
Non-family households	80
Total one-parent families	35
Total households	420
Household size	3.2

Age of Dwelling

	2021
Before 1960	0%
1961-1980	0%
1981-1990	0%
1991-2000	0%
2001-2005	0%
2006-2010	0%
2011-2016	0%
2016-2021	97%

Housing Affordability

Median Multiple	2023
Saskatoon	4.21
Aspen Ridge	6.88

Note: Median Multiple of 3.0 & under is rated as "affordable"

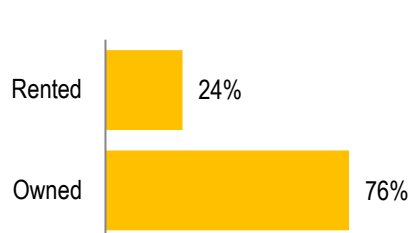
Source: City of Saskatoon, Assessment & Taxation and RBC Economics Research

Housing Costs

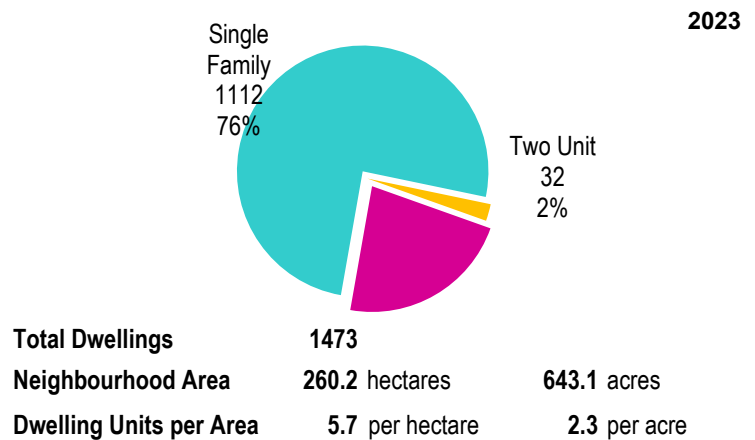
	2021
Average Owner's Major Payments	\$2,500
Average Gross Rent	\$1,320

Source: 2021 Census

Housing by Tenure



Dwelling Unit Count (Livable Units)



Source: City of Saskatoon, Planning & Development

Real Estate Sales

2023	No. of Sales	Average Price
Condo Townhouse	0	\$ -
High Rise Apt Condo	0	\$ -
Low Rise Apt Condo	0	\$ -
Semi-detached	9	\$ 397,527
Semi-detached - two titles	0	\$ -
Single Family Dwelling	98	\$ 634,413

Source: City of Saskatoon, Assessment & Taxation

Park Space

2024	Hectares	Acres
Total Park Area	4.7	11.5
Population per Park Area	1229.3	497.5

Park Type: N - Neighbourhood D - District MD - Multi-district
SU- Special Use I - Industrial

Bidulka	N	1.47	3.62
Bidulka North	N	0.17	0.43
Stryjek	N	0.25	0.61

Source: City of Saskatoon, Planning & Development

ASPEN RIDGE

Voter Turn-out (%)

Provincial	2007	N/A
Federal	2008	N/A
Civic	2009	N/A
Federal	2011	N/A
Provincial	2011	N/A
Civic	2012	N/A
Federal	2015	67%
Provincial	2016	47%
Civic	2016	47%
Federal	2019	76%
Provincial	2020	50%
Civic	2020	29%

Source: City of Saskatoon, City Clerk's office; Elections Saskatchewan; and Elections Canada

Licensed Home-Based Businesses

	2022	2023
Saskatoon	5293	5531
Aspen Ridge	48	58

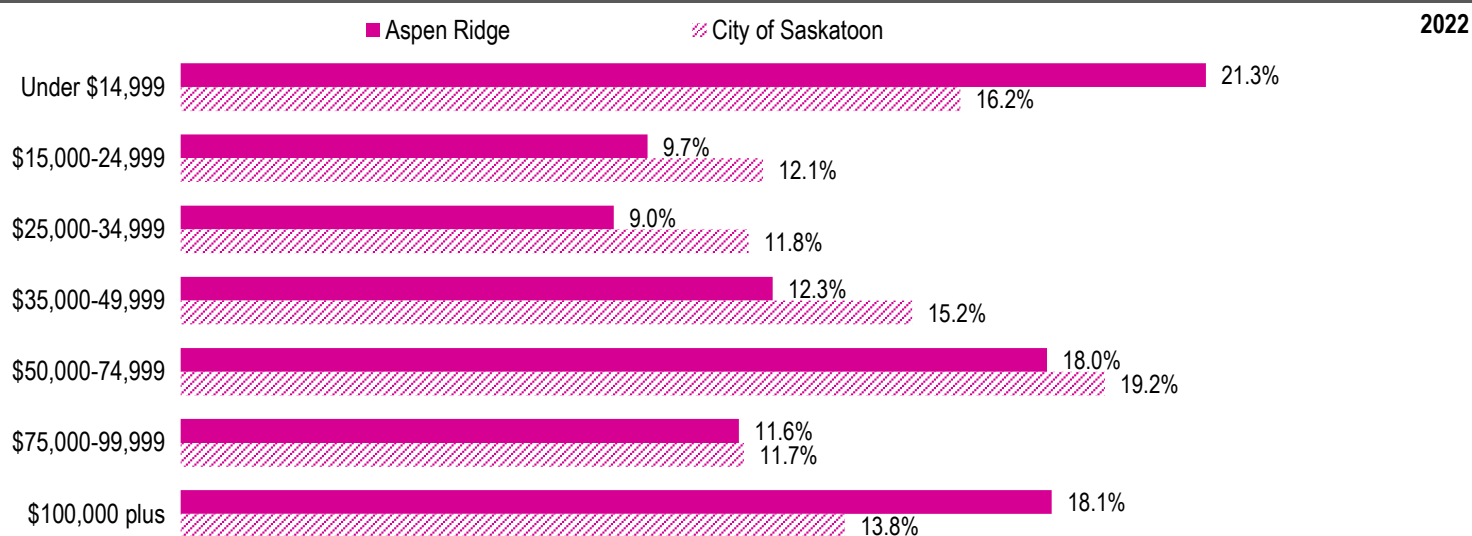
Source: City of Saskatoon, Business License Program

Labour Force

	2022	
	Aspen Ridge	Saskatoon
Labour Force Participation Rate	78.6%	69.3%
Economic Dependency Ratio	9.0%	18.5%
Median Total Income (personal)	\$47,320	\$44,650
Provincial Index of Median Income (base=100)	109.40	103.30
Canadian Index of Median Income (base=100)	109.80	103.60

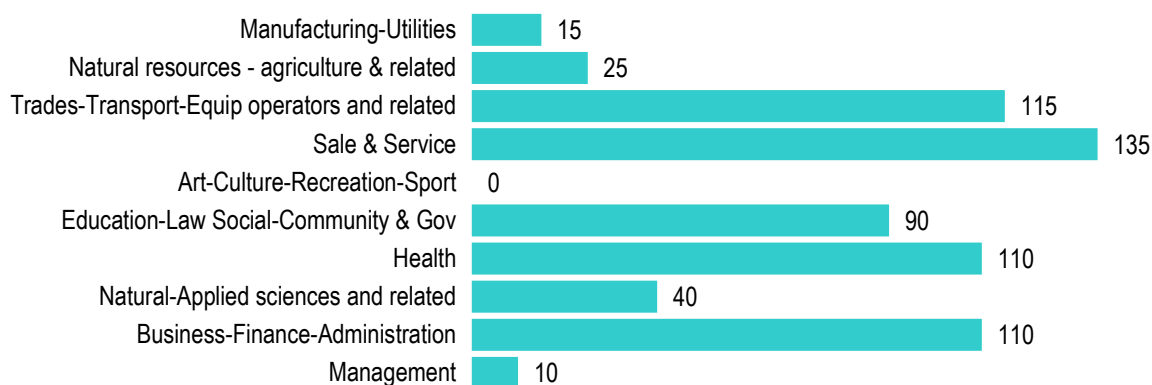
Source: Statistics Canada, Income Statistics Division, T1 Family File (T1FF) based on the final tax file, 2022

Personal Income



Source: Statistics Canada, Income Statistics Division, T1 Family File (T1FF) based on the final tax file, 2022

Major Occupation



Source: 2021 Census