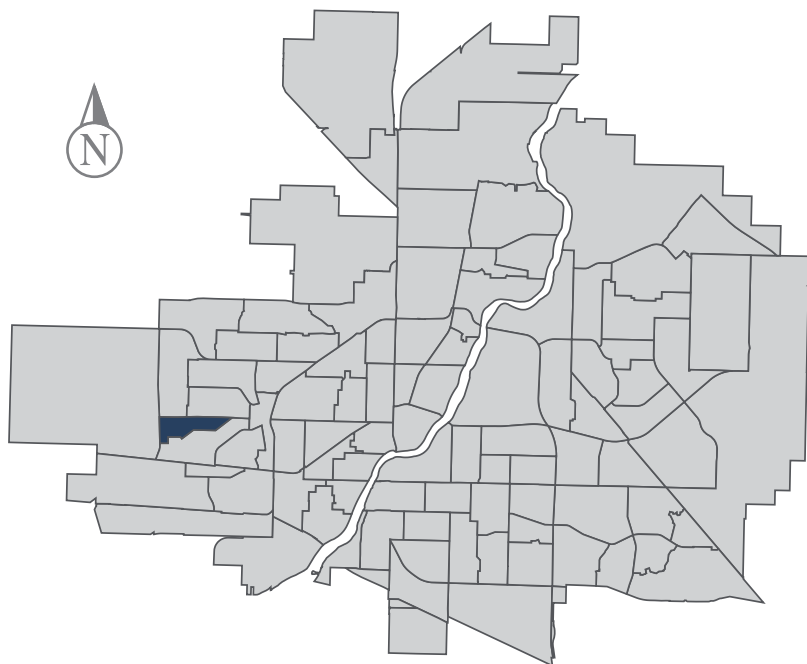


# Blairmore Urban Centre

## MUNICIPAL WARD 3



**Population**  
2,003



## COMMUNITY QUICK FACTS



32.0%

homeownership



**SOLD** \$168,950

average  
sale price



\$38,000

median  
personal  
income

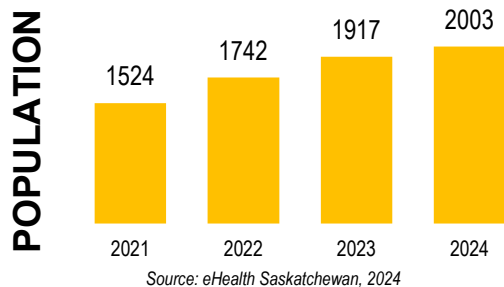


2.3

household  
size



# BLAIRMORE URBAN CENTRE



## Age Group



## Ethnic Diversity

\* Higher number indicates greater diversity

	2021
Blairmore Urban Centre	0.79
Saskatoon	0.46

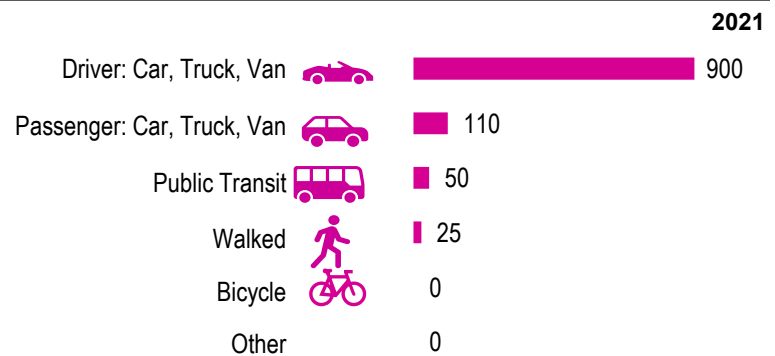
Source: 2021 Census

## Mother Tongue

Top Languages	2021
English	1140
French	170
Tagalog (Pilipino, Filipino)	20
Spanish	15
Ukrainian	175
Punjabi (Panjabi)	0

Source: 2021 Census

## Mode of Travel to Work



Source: 2021 Census Long Form

## Registered Vehicles

	2022	2023
Total (LV & PV)	821	1246
Per Person	0.4	0.6
Saskatoon Per Person	0.9	0.9

LV - light vehicles (commercial & private) PV - private passenger vehicle

Source: SGI

## Education Level

**2021**

No Certificate/diploma/degree	65
High school certificate or equivalent	390
Apprentice/trades certificate/diploma	95
College/CEGEP/non-university cert./dipl.	205
University diploma or degree	45

Source: 2021 Census Long Form

## Postsecondary Enrolment

	2021	2022	2023
Saskatchewan Polytechnic	0	31	40
University of Saskatchewan	8	49	53

Source: Saskatchewan Polytechnic Administrative Office and University of Saskatchewan Registrar's Office

## Enrolment by School

	2021	2022	2023
P - Saskatoon Public School			
S - Greater Saskatoon Catholic Schools			
Bethlehem High School (s)	1130	1188	1188
Tommy Douglas Collegiate (p)	1048	1071	1056

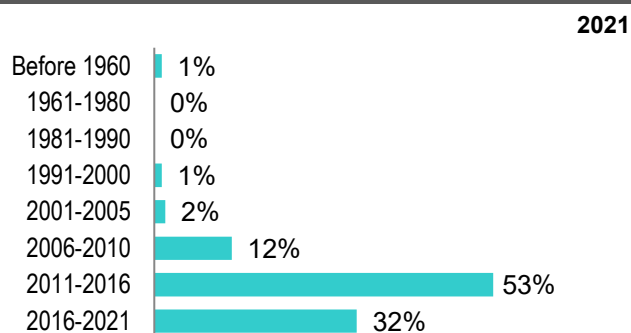
Source: Saskatoon Public School Division & Greater Saskatoon Catholic Schools

## Household Structure

	2021
One-family households	455
Multiple-family households	0
Non-family households	380
Total one-parent families	140
Total households	875
Household size	2.3

Source: 2021 Census

## Age of Dwelling



Source: 2021 Census

## Housing Affordability

Median Multiple	2023
Saskatoon	4.21
Blairmore Urban Centre	1.79

Note: Median Multiple of 3.0 & under is rated as "affordable"

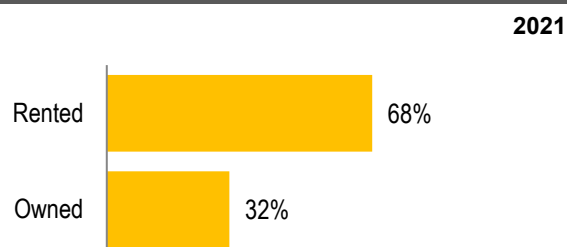
Source: City of Saskatoon, Assessment & Taxation and RBC Economics Research

## Housing Costs

	2021
Average Owner's Major Payments	\$1,460
Average Gross Rent	\$1,320

Source: 2021 Census

## Housing by Tenure




Source: 2021 Census

## Dwelling Unit Count (Livable Units)

2023

Multi-Unit  
1025  
100%



Total Dwellings	1025	
Neighbourhood Area	83.9 hectares	207.3 acres
Dwelling Units per Area	12.2 per hectare	4.9 per acre

Source: City of Saskatoon, Planning & Development

## Real Estate Sales

2023	No. of Sales	Average Price
Condo Townhouse	8	\$ 169,500
High Rise Apt Condo	0	\$ 192,000
Low Rise Apt Condo	14	\$ 145,350
Semi-detached	0	\$ -
Semi-detached - two titles	0	\$ -
Single Family Dwelling	0	\$ -

Source: City of Saskatoon, Assessment & Taxation

## Park Space

2024	Hectares	Acres
Total Park Area	18.8	46.4
Population per Park Area	102.1	41.3

Park Type: N - Neighbourhood D - District MD - Multi-district  
SU- Special Use I - Industrial

Yahkohtēwin	SU	4.7	11.7
Morris T Cherneskey	MD	14.0	34.7

Source: City of Saskatoon, Planning & Development

# BLAIRMORE URBAN CENTRE

## Voter Turn-out (%)

Provincial	2007	N/A
Federal	2008	N/A
Civic	2009	N/A
Federal	2011	N/A
Provincial	2011	N/A
Civic	2012	28%
Federal	2015	55%
Provincial	2016	26%
Civic	2016	26%
Federal	2019	43%
Provincial	2020	44%
Civic	2020	16%

## Licensed Home-Based Businesses

	2022	2023
Saskatoon	5293	5531
Blairmore Urban Centre	21	69

Source: City of Saskatoon, Business License Program

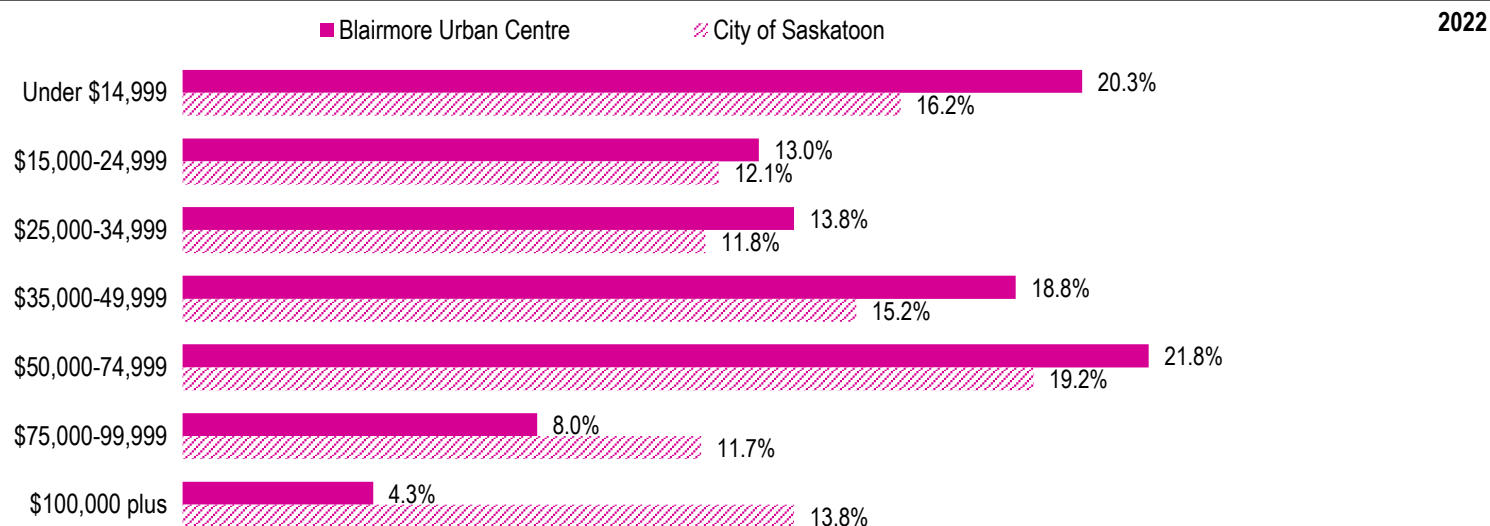
## Labour Force

	2022
Blairmore Urban Centre	Saskatoon
Labour Force Participation Rate	75.9% 69.3%
Economic Dependency Ratio	18.3% 18.5%
Median Total Income (personal)	\$37,670 \$44,650
Provincial Index of Median Income (base=100)	87.10 103.30
Canadian Index of Median Income (base=100)	87.40 103.60

Source: City of Saskatoon, City Clerk's office; Elections Saskatchewan; and Elections Canada

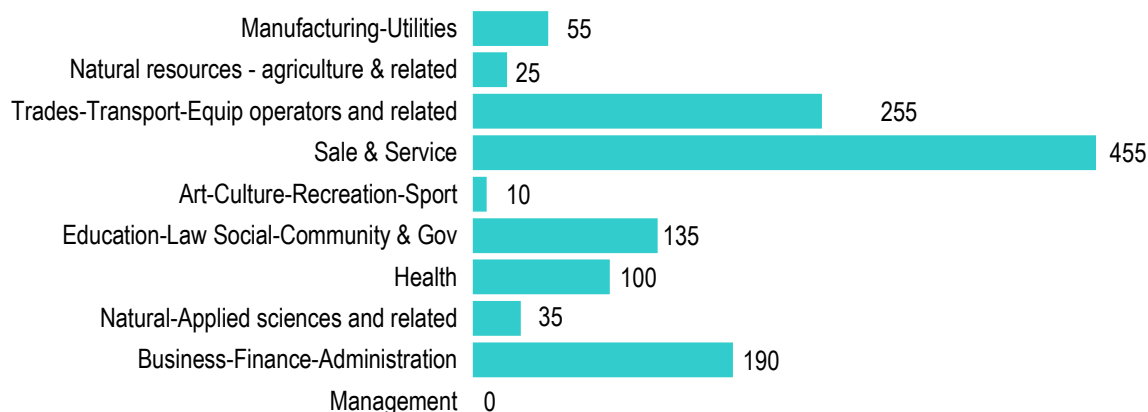
Source: Statistics Canada, Income Statistics Division, T1 Family File (T1FF) based on the final tax file, 2022

## Personal Income



Source: Statistics Canada, Income Statistics Division, T1 Family File (T1FF) based on the final tax file, 2022

## Major Occupation



Source: Census 2021