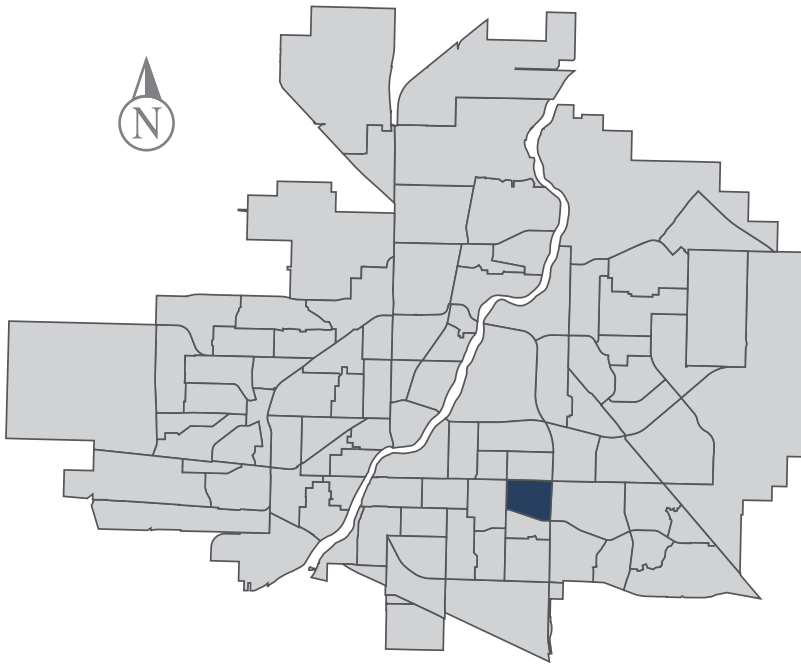


Brevoort Park

MUNICIPAL WARD 6



Population
4,143



COMMUNITY QUICK FACTS



54.0%

homeownership



SOLD \$329,397

average
sale price



\$39,600

median
personal
income

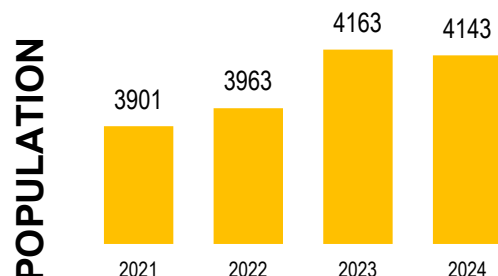


2.5

household
size




BREVOORT PARK



Source: eHealth Saskatchewan, 2024

Age Group



Source: eHealth Saskatchewan, 2024

Ethnic Diversity

* Higher number indicates greater diversity

	2021
Brevoort Park	0.63
Saskatoon	0.46

Source: 2021 Census

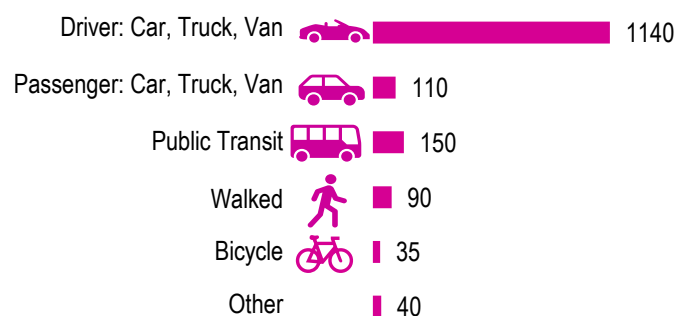
Mother Tongue

Top Languages	2021
English	2415
French	125
Mandarin	100
Tagalog (Pilipino, Filipino)	50
Gujarati	30
Ukrainian	40
Urdu	0

Source: 2021 Census

Mode of Travel to Work

2021



Source: 2021 Census Long Form

Registered Vehicles

	2022	2023
Total (LV & PV)	3605	3068
Per Person	0.9	0.7
Saskatoon Per Person	0.9	0.9

LV - light vehicles (commercial & private) PV - private passenger vehicle

Source: SGI

Education Level

2021

No Certificate/diploma/degree	80
High school certificate or equivalent	530
Apprentice/trades certificate/diploma	115
College/CEGEP/non-university cert./dipl.	300
University diploma or degree	95

Source: 2021 Census Long Form

Postsecondary Enrolment

	2021	2022	2023
Saskatchewan Polytechnic	60	64	63
University of Saskatchewan	251	227	246

Source: Saskatchewan Polytechnic Administrative Office and University of Saskatchewan Registrar's Office

Enrolment by School

	2021	2022	2023
P - Saskatoon Public School			
Brevoort Park School (p)	194	237	238
École St. Matthew (s)	526	508	508
S - Greater Saskatoon Catholic Schools			

Source: Saskatoon Public School Division & Greater Saskatoon Catholic Schools

Household Structure

	2021
One-family households	815
Multiple-family households	5
Non-family households	490
Total one-parent families	150
Total households	1390
Household size	2.5

Source: 2021 Census

Age of Dwelling

	2021
Before 1960	7%
1961-1980	79%
1981-1990	4%
1991-2000	4%
2001-2005	2%
2006-2010	1%
2011-2016	1%
2016-2021	1%

Source: 2021 Census

Housing Affordability

Median Multiple	2023
Saskatoon	4.21
Brevoort Park	4.27

Note: Median Multiple of 3.0 & under is rated as "affordable"

Source: City of Saskatoon, Assessment & Taxation and RBC Economics Research

Housing Costs

	2021
Average Owner's Major Payments	\$1,400
Average Gross Rent	\$1,072

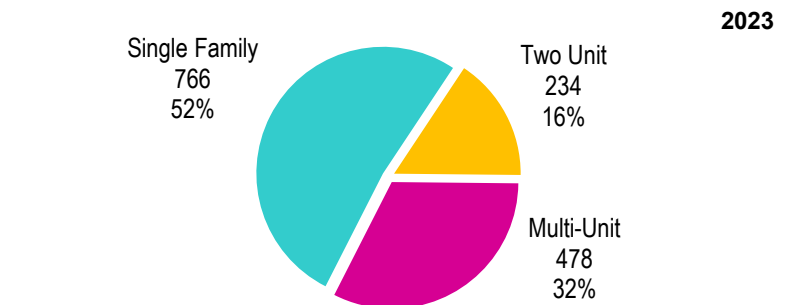
Source: 2021 Census

Housing by Tenure

	2021
Rented	46%
Owned	54%

Source: 2021 Census

Dwelling Unit Count (Livable Units)



Total Dwellings	1478	
Neighbourhood Area	122.2 hectares	302.0 acres
Dwelling Units per Area	12.1 per hectare	4.9 per acre

Source: City of Saskatoon, Planning & Development

Real Estate Sales

2023	No. of Sales	Average Price
Condo Townhouse	0	\$ -
High Rise Apt Condo	0	\$ -
Low Rise Apt Condo	11	\$ 126,818
Semi-detached	7	\$ 368,414
Semi-detached - two titles	5	\$ 414,280
Single Family Dwelling	29	\$ 408,077

Source: City of Saskatoon, Assessment & Taxation

Park Space

2024	Hectares	Acres
Total Park Area	7.8	19.3
Population per Park Area	534.3	216.2

Park Type: N - Neighbourhood D - District MD - Multi-district
SU - Special Use I - Industrial

Brevoort Park North	N	6.3	15.6
Brevoort Park South	D	1.5	3.6

Source: City of Saskatoon, Planning & Development

BREVOORT PARK

Voter Turn-out (%)

Provincial	2007	71%
Federal	2008	54%
Civic	2009	32%
Federal	2011	55%
Provincial	2011	57%
Civic	2012	32%
Federal	2015	67%
Provincial	2016	37%
Civic	2016	29%
Federal	2019	69%
Provincial	2020	63%
Civic	2020	31%

Source: City of Saskatoon, City Clerk's office; Elections Saskatchewan; and Elections Canada

Licensed Home-Based Businesses

	2022	2023
Saskatoon	5293	5531
Brevoort Park	70	159

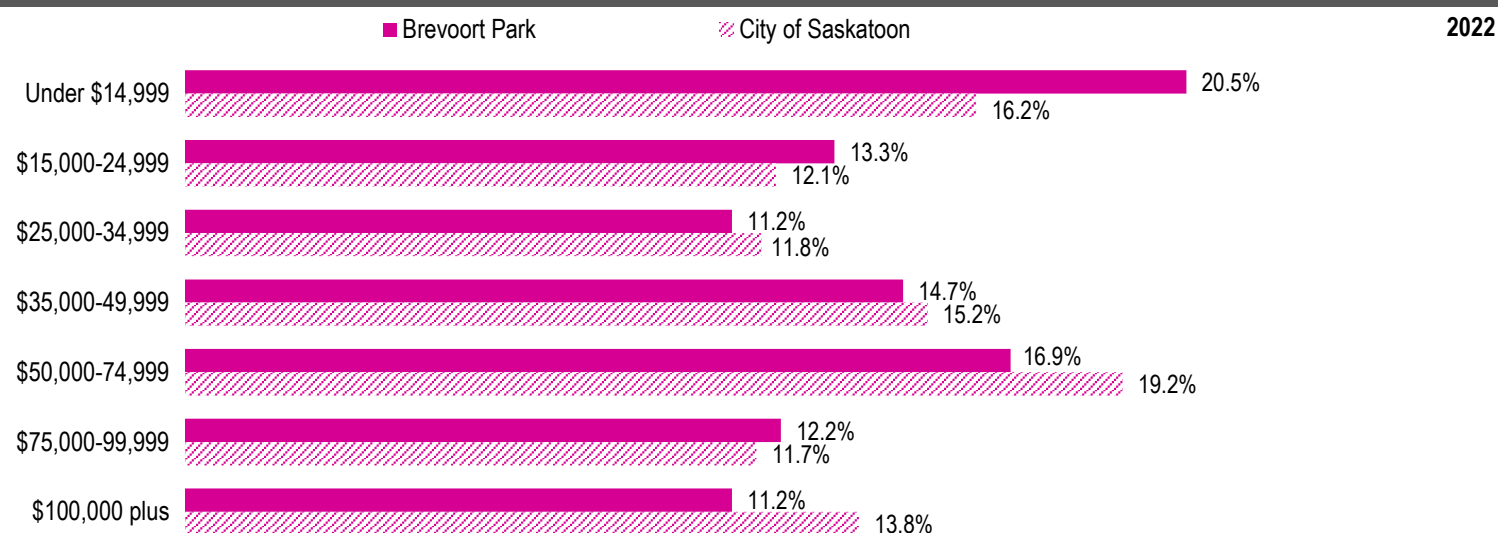
Source: City of Saskatoon, Business License Program

Labour Force

	2022	
	Brevoort Park	Saskatoon
Labour Force Participation Rate	70.7%	69.3%
Economic Dependency Ratio	18.0%	18.5%
Median Total Income (personal)	\$40,020	\$44,650
Provincial Index of Median Income (base=100)	92.60	103.30
Canadian Index of Median Income (base=100)	92.90	103.60

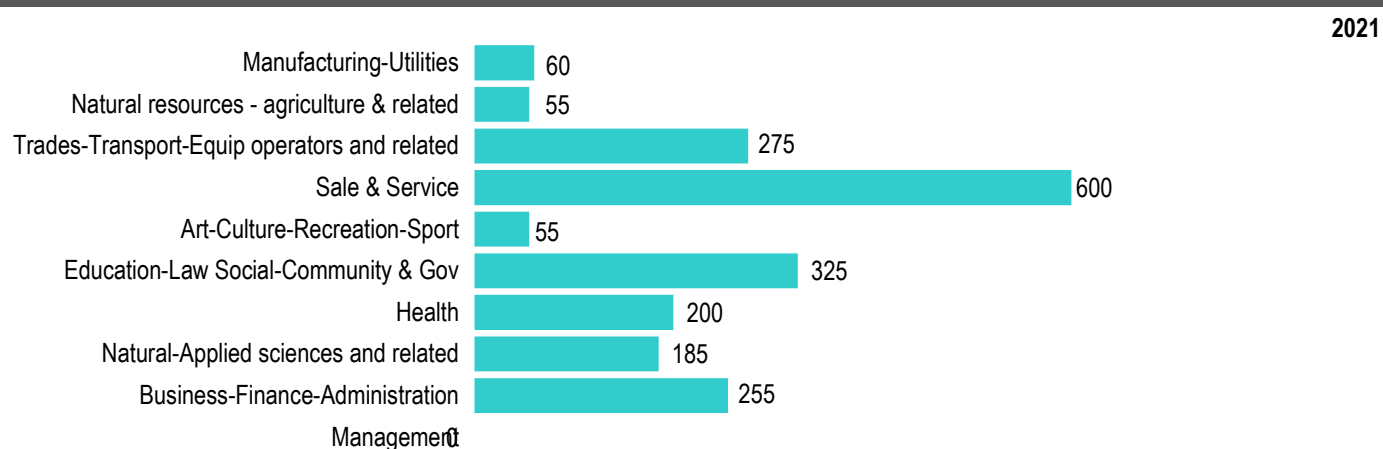
Source: Statistics Canada, Income Statistics Division, T1 Family File (T1FF) based on the final tax file, 2022

Personal Income



Source: Statistics Canada, Income Statistics Division, T1 Family File (T1FF) based on the final tax file, 2022

Major Occupation



Source: 2021 Census