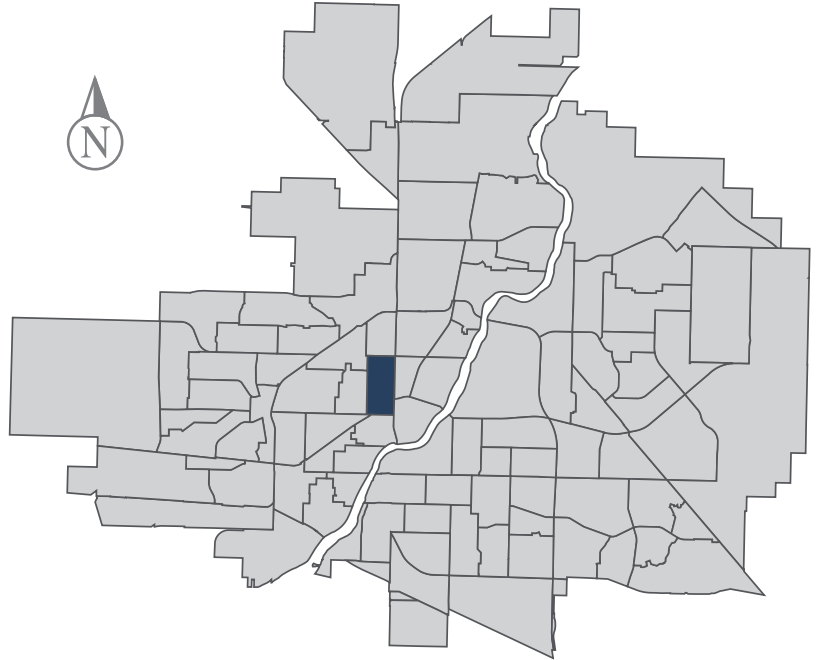


# Caswell Hill

## MUNICIPAL WARD 2



**Population**  
3,654



### COMMUNITY QUICK FACTS



60.0%

homeownership



**SOLD** \$280,838

average  
sale price



\$41,600

median  
personal  
income

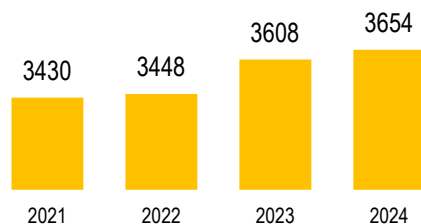


2.1

household  
size

# CASWELL HILL

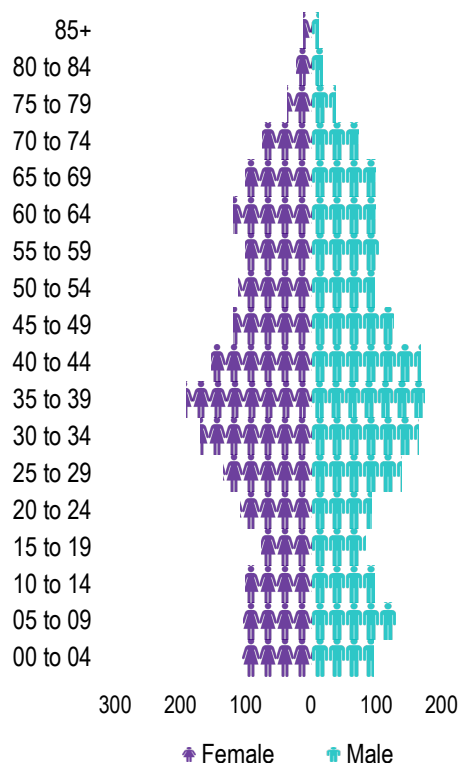
## POPULATION



Source: eHealth Saskatchewan, 2024

## Age Group

2024



Source: eHealth Saskatchewan, 2024

## Ethnic Diversity

* Higher number indicates greater diversity	2021
Caswell Hill	0.14
Saskatoon	0.46

Source: 2021 Census

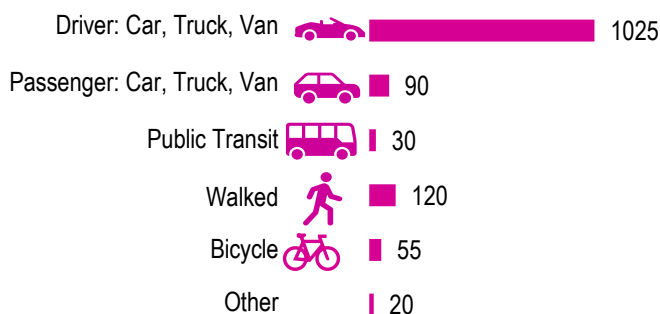
## Mother Tongue

<b>Top Languages</b>	<b>2021</b>
English	2795
French	50
Tagalog (Pilipino, Filipino)	35
German	30
Cree, n.o.s.	0

Source: 2021 Census

## Mode of Travel to Work

2021



Source: 2021 Census Long Form

## Registered Vehicles

	2022	2023
Total (LV & PV)	3618	2869
Per Person	1.0	0.8
Saskatoon Per Person	0.9	0.9

LV - light vehicles (commercial & private) PV - private passenger vehicle

Source: SGI

## Education Level

2021

No Certificate/diploma/degree	190
High school certificate or equivalent	620
Apprentice/trades certificate/diploma	175
College/CEGEP/non-university cert./dipl.	355
University diploma or degree	60

Source: 2021 Census Long Form

## Postsecondary Enrolment

	2021	2022	2023
Saskatchewan Polytechnic	59	60	73
University of Saskatchewan	15	78	85

Source: Saskatchewan Polytechnic Administrative Office and University of Saskatchewan Registrar's Office

## Enrolment by School

	2021	2022	2023
P- Saskatoon Public School			
Bedford Road Collegiate (p)	623	670	642
Caswell School (p)	239	243	246
S - Greater Saskatoon Catholic Schools			

Source: Saskatoon Public School Division & Greater Saskatoon Catholic Schools

## Household Structure

	2021
One-family households	740
Multiple-family households	10
Non-family households	760
Total one-parent families	225
Total households	1600
Household size	2.1

Source: 2021 Census

## Age of Dwelling

	2021
Before 1960	71%
1961-1980	15%
1981-1990	5%
1991-2000	2%
2001-2005	1%
2006-2010	2%
2011-2016	3%
2016-2021	2%

Source: 2021 Census

## Housing Affordability

Median Multiple	2023
Saskatoon	4.21
Caswell Hill	2.78

Note: Median Multiple of 3.0 & under is rated as "affordable"

Source: City of Saskatoon, Assessment & Taxation and RBC Economics Research

## Housing Costs

	2021
Average Owner's Major Payments	\$1,332
Average Gross Rent	\$1,076

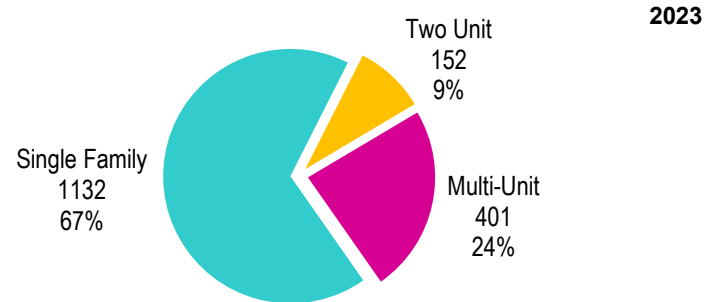
Source: 2021 Census

## Housing by Tenure

	2021
Rented	40%
Owned	60%

Source: 2021 Census

## Dwelling Unit Count (Livable Units)



Total Dwellings	1685	
Neighbourhood Area	123.6 hectares	305.3 acres
Dwelling Units per Area	13.6 per hectare	5.5 per acre

Source: City of Saskatoon, Planning & Development

## Real Estate Sales

2023	No. of Sales	Average Price
Condo Townhouse	1	\$ 365,000
High Rise Apt Condo	1	\$ 238,500
Low Rise Apt Condo	4	\$ 101,000
Semi-detached	0	\$ -
Semi-detached - two titles	1	\$ 450,000
Single Family Dwelling	73	\$ 249,691

Source: City of Saskatoon, Assessment & Taxation

## Park Space

2024	Hectares	Acres
Total Park Area	4.3	10.5
Population per Park Area	847.9	343.1

Park Type: N - Neighbourhood D - District MD - Multi-district  
SU- Special Use I - Industrial

Ashworth Holmes	N	4.3	10.5
-----------------	---	-----	------

Source: City of Saskatoon, Planning & Development

# CASWELL HILL

## Voter Turn-out (%)

Provincial	2007	69%
Federal	2008	50%
Civic	2009	25%
Federal	2011	54%
Provincial	2011	58%
Civic	2012	27%
Federal	2015	66%
Provincial	2016	37%
Civic	2016	34%
Federal	2019	59%
Provincial	2020	46%
Civic	2020	25%

Source: City of Saskatoon, City Clerk's office; Elections Saskatchewan; and Elections Canada

## Licensed Home-Based Businesses

	2022	2023
Saskatoon	5293	5531
Caswell Hill	89	202

Source: City of Saskatoon, Business License Program

## Labour Force

### Labour Force Participation Rate

### Economic Dependency Ratio

### Median Total Income (personal)

### Provincial Index of Median Income (base=100)

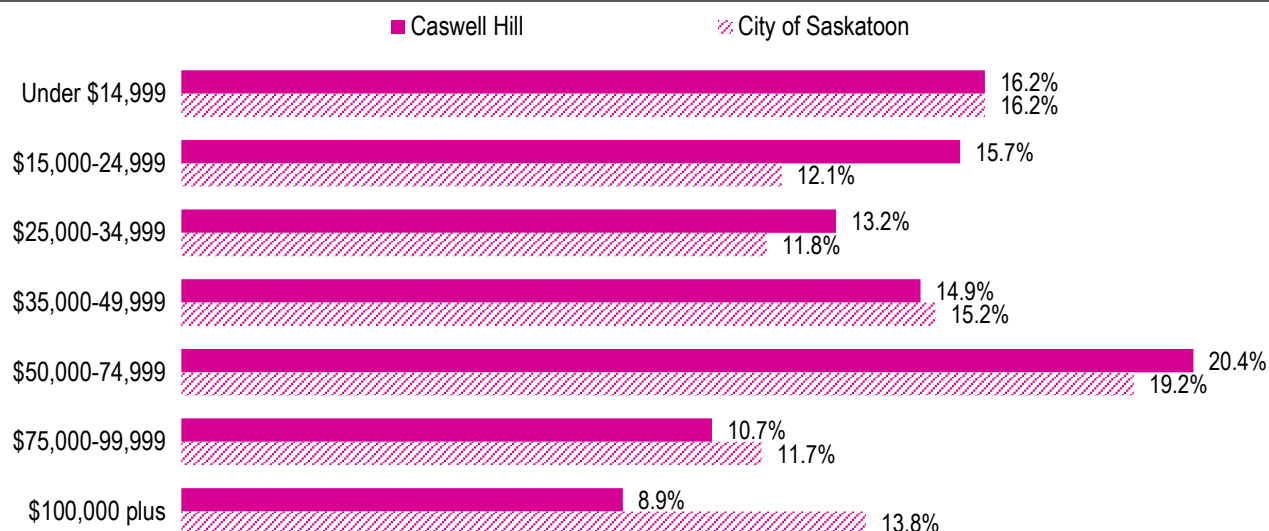
### Canadian Index of Median Income (base=100)

	2022	
Caswell Hill	Saskatoon	
66.7%	69.3%	
23.9%	18.5%	
\$39,760	\$44,650	
92.00	103.30	
92.30	103.60	

Source: Statistics Canada, Income Statistics Division, T1 Family File (T1FF) based on the final tax file, 2022

## Personal Income

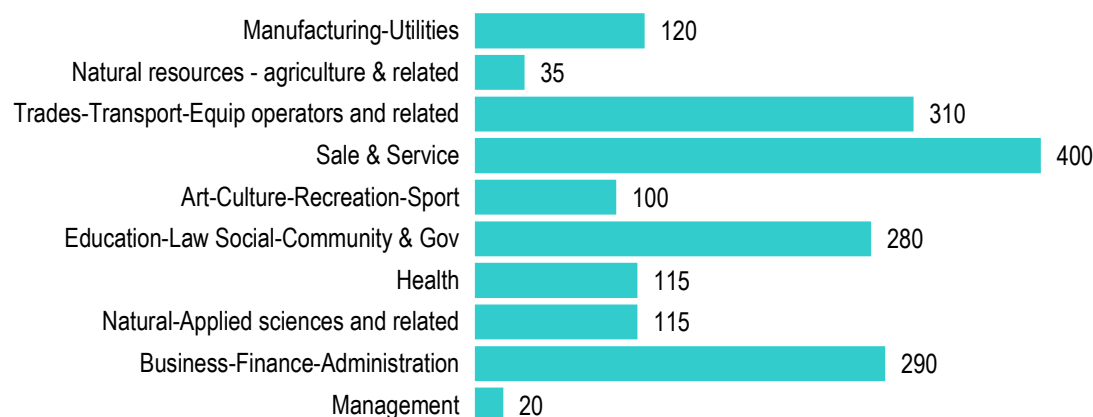
2022



Source: Statistics Canada, Income Statistics Division, T1 Family File (T1FF) based on the final tax file, 2022

## Major Occupation

2021



Source: 2021 Census