

City of Saskatoon



Population
308,626

COMMUNITY QUICK FACTS



65.0%
homeownership



\$321,609
average
sale price



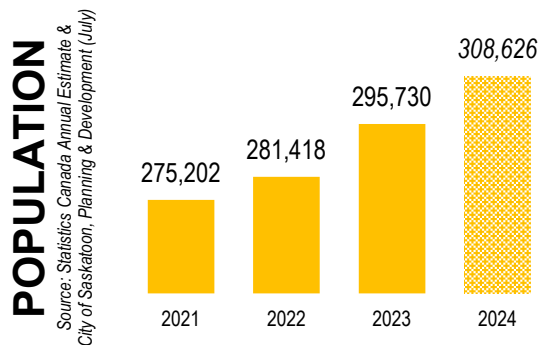
\$43,200
median
personal
income



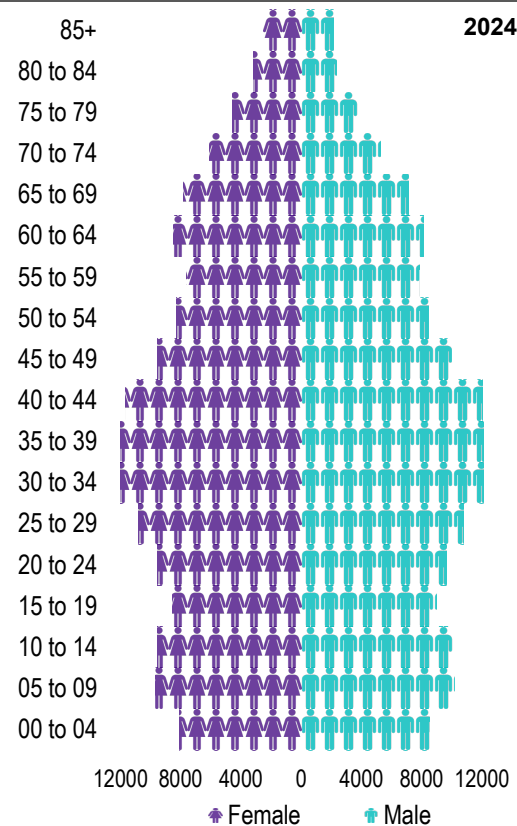
2.5
household
size



SASKATOON



Age Group



Source: eHealth Saskatchewan, 2024

Ethnic Diversity

* Higher number indicates greater diversity **2021**
Saskatoon 0.46

Source: 2021 Census

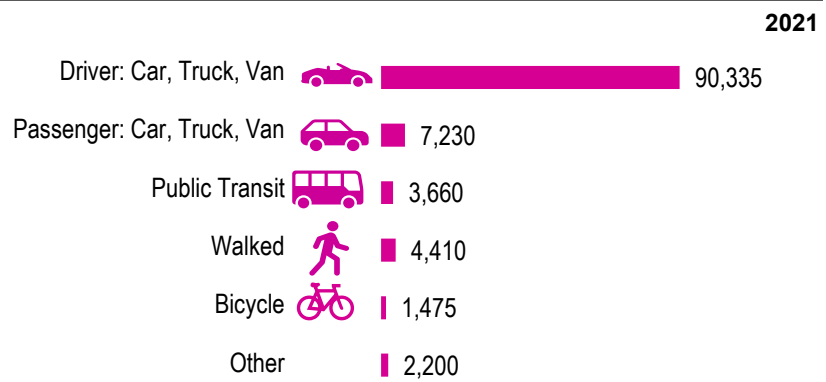
Mother Tongue

Top Languages 2021

| | |
|------------------------------|---------|
| English | 198,065 |
| Tagalog (Pilipino, Filipino) | 7,640 |
| Mandarin | 5,075 |
| Urdu | 3,305 |
| French | 3,050 |

Source: 2021 Census

Mode of Travel to Work



Source: 2021 Census

Registered Vehicles

| | 2022 | 2023 |
|-----------------|---------|---------|
| Total (LV & PV) | 270,348 | 266,834 |
| Per Person | 0.9 | 0.9 |

LV - light vehicles (commercial & private) PV - private passenger vehicle

Source: SGI

Education Level

| | 2021 |
|--|--------|
| No Certificate/diploma/degree | 10,100 |
| High school certificate or equivalent | 36,040 |
| Apprentice/trades certificate/diploma | 12,310 |
| College/CEGEP/non-university cert./dipl. | 25,265 |
| University diploma or degree | 6,555 |

Source: 2021 Census

Postsecondary Enrolment

| | 2021 | 2022 | 2023 |
|----------------------------|-------|-------|-------|
| Saskatchewan Polytechnic | 3035 | 3677 | 3906 |
| University of Saskatchewan | 13631 | 12852 | 14431 |

Source: Saskatchewan Polytechnic Administrative Office and University of Saskatchewan Registrar's Office

Enrolment by School

| | 2020 | 2021 | 2022 |
|------------------------------------|--------|--------|--------|
| Saskatoon Public Schools | 25,742 | 26,256 | 27,258 |
| Greater Saskatoon Catholic Schools | 18,693 | 18,291 | 20,499 |

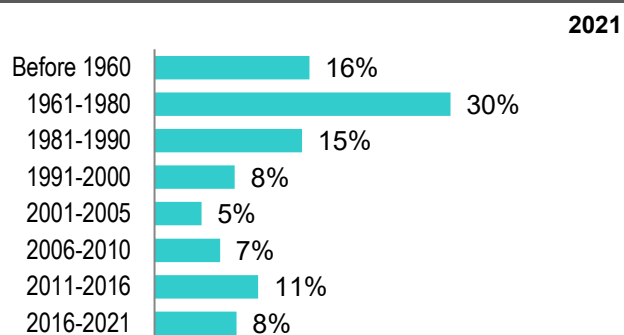
Source: Saskatoon Public School Division & Greater Saskatoon Catholic Schools

Household Structure

| | 2021 |
|----------------------------|---------|
| One-family households | 76,065 |
| Multiple-family households | 645 |
| Non-family households | 41,765 |
| Total lone-parent families | 13,510 |
| Total households | 125,100 |
| Estimated household size | 2.5 |

Source: 2021 Census

Age of Dwelling



Source: 2021 Census

Housing Affordability

| Median Multiple | 2023 |
|-----------------|------|
| Saskatoon | 4.21 |

Note: Median Multiple of 3.0 & under is rated as "affordable"

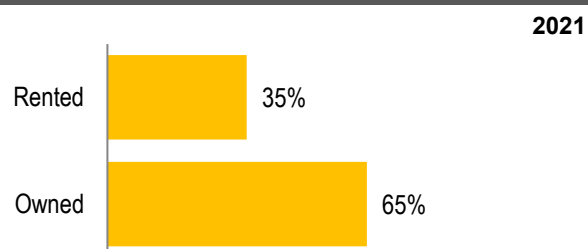
Source: City of Saskatoon, Assessment & Taxation and RBC Economics Research

Housing Costs

| | 2021 |
|--------------------------------|---------|
| Average Owner's Major Payments | \$1,532 |
| Average Gross Rent | \$1,212 |

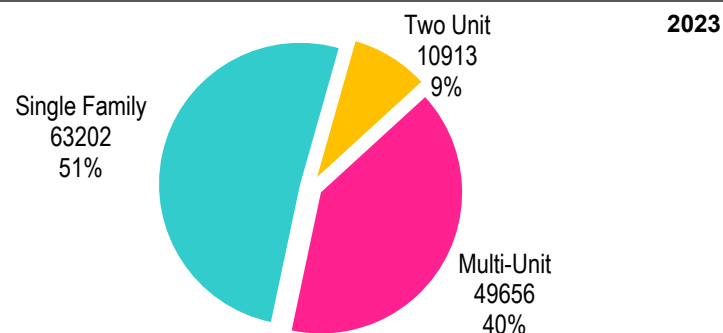
Source: 2021 Census

Housing by Tenure



Source: 2021 Census

Dwelling Unit Count (Livable Units)



Total Dwellings 123,771

Total Area 10,057.6 hectares 24,853.3 acres

Dwelling Units per Area 12.3 per hectare 5.0 per acre

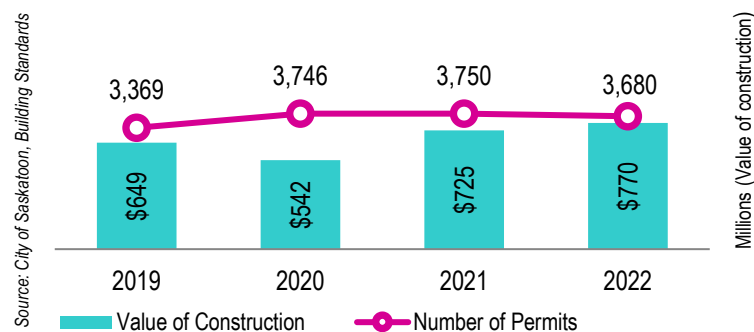
Source: City of Saskatoon, Planning & Development

Real Estate Sales

| 2023 | No. of Sales | Average Price |
|----------------------------|--------------|---------------|
| Condo Townhouse | 241 | \$245,634 |
| High Rise Apt Condo | 114 | \$305,766 |
| Low Rise Apt Condo | 982 | \$204,773 |
| Semi-detached | 309 | \$372,610 |
| Semi-detached - two titles | 192 | \$351,979 |
| Single Family Dwelling | 3,158 | \$448,893 |

Source: City of Saskatoon, Assessment & Taxation

Building Permits



Source: City of Saskatoon, Building Standards

Park Space

| 2024 | Hectares | Acres |
|--------------------------|----------|---------|
| Total Park Area | 1,103.8 | 2,727.6 |
| Population per Park Area | 272 | 110 |
| Park Type | | |
| District | 196.6 | 485.7 |
| Industrial | 5.2 | 12.9 |
| Multi-District | 77.3 | 190.9 |
| Neighbourhood | 506.2 | 1250.8 |
| Special Use | 318.6 | 787.2 |

Source: City of Saskatoon, Planning & Development

SASKATOON

Voter Turn-out (%)

| | | |
|------------|------|-----|
| Provincial | 2007 | 82% |
| Federal | 2008 | 58% |
| Civic | 2009 | 27% |
| Federal | 2011 | 54% |
| Provincial | 2011 | 67% |
| Civic | 2012 | 37% |
| Federal | 2015 | 74% |
| Provincial | 2016 | 56% |
| Civic | 2016 | 40% |
| Federal | 2019 | 72% |
| Provincial | 2020 | 55% |
| Civic | 2020 | 27% |

Source: City of Saskatoon, City Clerk's office; Elections Saskatchewan; and Elections Canada

Licensed Home-Based Businesses

| | 2022 | 2023 |
|-----------|------|------|
| Saskatoon | 5293 | 5531 |

Source: City of Saskatoon, Business License Program

Labour Force

Labour Force Participation Rate

Economic Dependency Ratio

Median Total Income (personal)

Provincial Index of Median Income (base=100)

Canadian Index of Median Income (base=100)

2022

Saskatoon

69.3%

18.5%

\$44,650

103.30

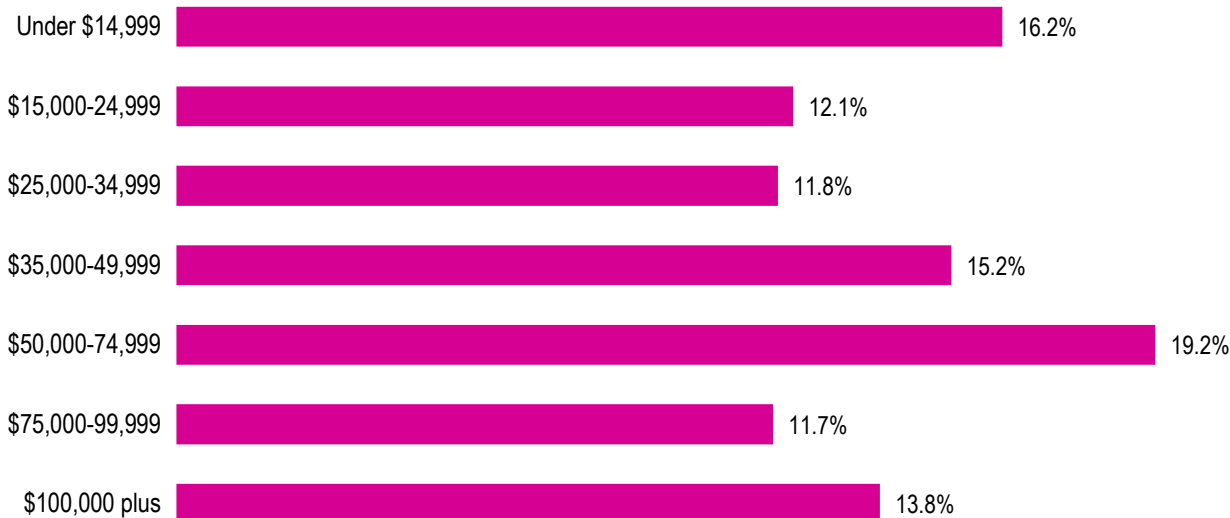
103.60

Source: Statistics Canada, Income Statistics Division, T1 Family File (T1FF) based on the final tax file, 2022

Personal Income

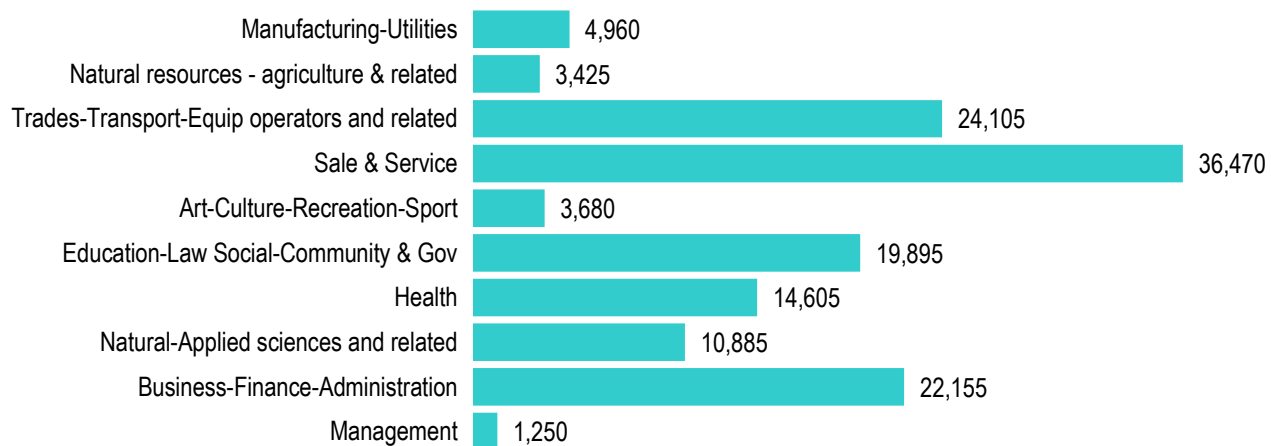
■ City of Saskatoon

2022



Source: Statistics Canada, Income Statistics Division, T1 Family File (T1FF) based on the final tax file, 2022

Major Occupation



Source: 2021 Census