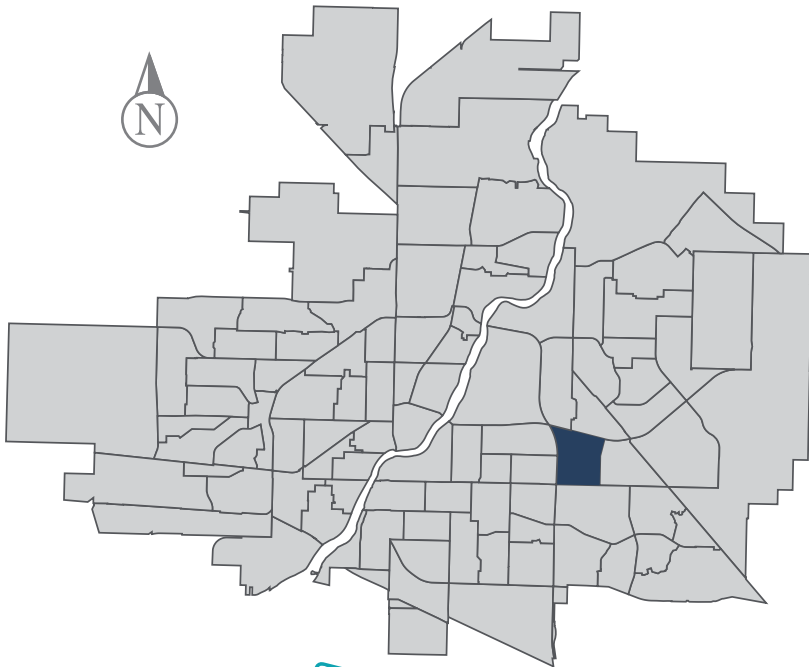


# College Park

## MUNICIPAL WARD 8



Population  
6,168



## COMMUNITY QUICK FACTS



55.0%

homeownership



\$332,818

average  
sale price



\$36,800

median  
personal  
income

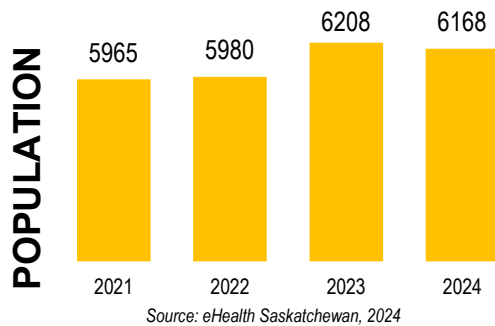


2.6

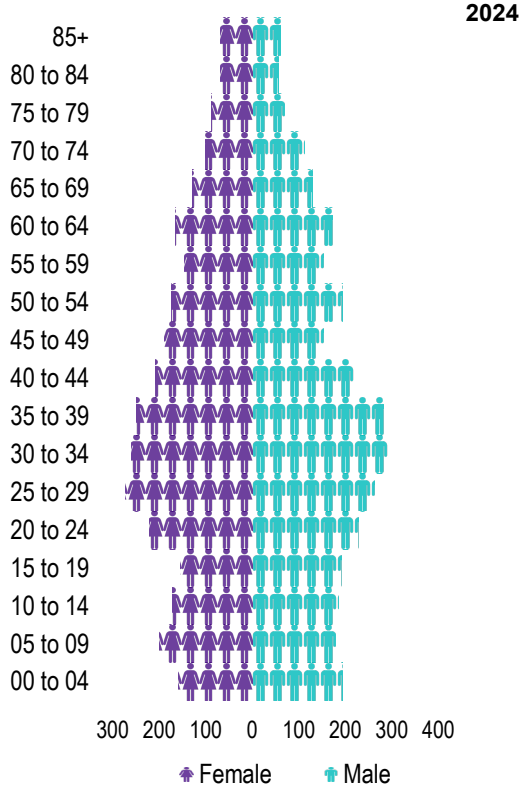
household  
size



# COLLEGE PARK



## Age Group



## Ethnic Diversity

* Higher number indicates greater diversity	<b>2021</b>
College Park	0.56
Saskatoon	0.46

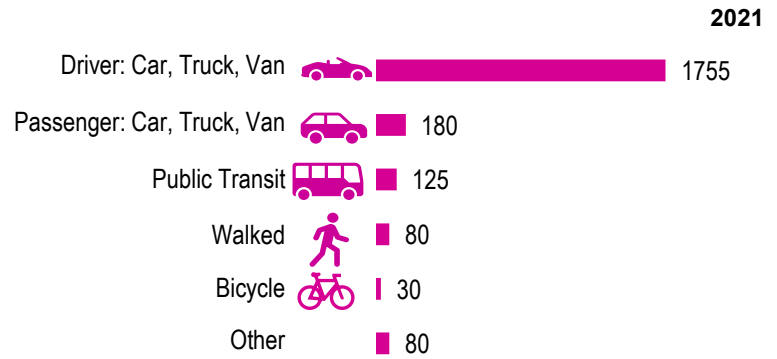
Source: 2021 Census

## Mother Tongue

<b>Top Languages</b>	<b>2021</b>
English	3745
Urdu	75
Mandarin	95
Tagalog (Pilipino, Filipino)	170
Ukrainian	45
French	85

Source: 2021 Census

## Mode of Travel to Work



Source: 2021 Census Long Form

## Registered Vehicles

	<b>2022</b>	<b>2023</b>
Total (LV & PV)	5253	4444
Per Person	0.8	0.7
Saskatoon Per Person	0.9	0.9

LV - light vehicles (commercial & private) PV - private passenger vehicle

Source: SGI

## Education Level

	<b>2021</b>
No Certificate/diploma/degree	180
High school certificate or equivalent	740
Apprentice/trades certificate/diploma	270
College/CEGEP/non-university cert./dipl.	440
University diploma or degree	140

Source: 2021 Census Long Form

## Postsecondary Enrolment

	<b>2021</b>	<b>2022</b>	<b>2023</b>
Saskatchewan Polytechnic	91	110	111
University of Saskatchewan	353	320	362

Source: Saskatchewan Polytechnic Administrative Office and University of Saskatchewan Registrar's Office

## Enrolment by School

	<b>2021</b>	<b>2022</b>	<b>2023</b>
P- Saskatoon Public School			
Cardinal Leger School (s)	122	119	119
College Park School (p)	405	425	446
Evan Hardy Collegiate (p)	892	904	966
S - Greater Saskatoon Catholic Schools			

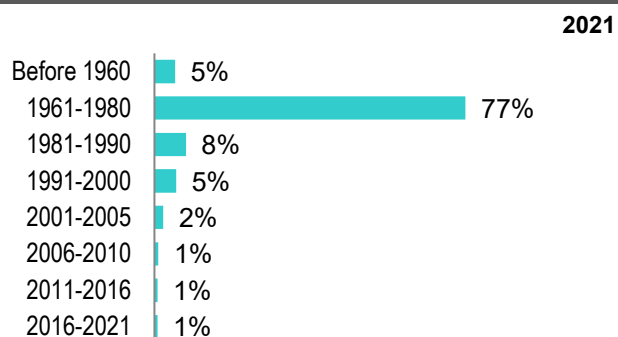
Source: Saskatoon Public School Division & Greater Saskatoon Catholic Schools

## Household Structure

	2021
One-family households	1200
Multiple-family households	15
Non-family households	715
Total one-parent families	285
Total households	2045
Household size	2.6

Source: 2021 Census

## Age of Dwelling



Source: 2021 Census

## Housing Affordability

Median Multiple	2023
Saskatoon	4.21
College Park	4.05

Note: Median Multiple of 3.0 & under is rated as "affordable"

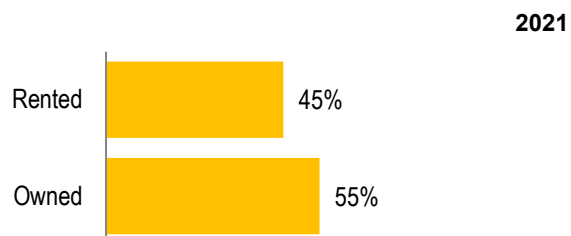
Source: City of Saskatoon, Assessment & Taxation and RBC Economics Research

## Housing Costs

	2021
Average Owner's Major Payments	\$1,340
Average Gross Rent	\$1,194

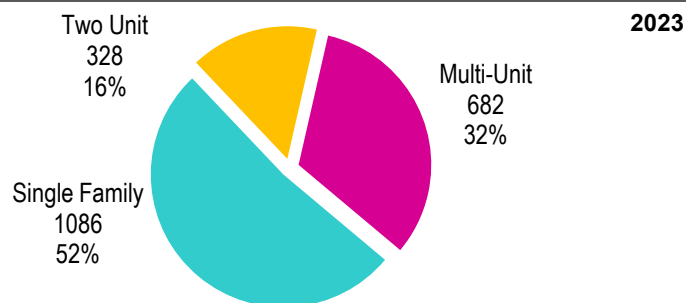
Source: 2021 Census

## Housing by Tenure



Source: 2021 Census

## Dwelling Unit Count (Livable Units)



Total Dwellings	2096	
Neighbourhood Area	178.1 hectares	440.2 acres
Dwelling Units per Area	11.8 per hectare	4.8 per acre

Source: City of Saskatoon, Planning & Development

## Real Estate Sales

2023	No. of Sales	Average Price
Condo Townhouse	2	\$ 212,500
High Rise Apt Condo	28	\$ -
Low Rise Apt Condo	26	\$ 123,137
Semi-detached	7	\$ 446,429
Semi-detached - two titles	2	\$ 485,000
Single Family Dwelling	51	\$ 397,027

Source: City of Saskatoon, Assessment & Taxation

## Park Space

2024	Hectares	Acres
Total Park Area	6.7	16.5
Population per Park Area	929.4	376.1

Park Type: N - Neighbourhood D - District MD - Multi-district  
SU- Special Use I - Industrial

Dr Gerhard Herzberg	N	5.0	12.3
Glacier	N	1.7	4.2

Source: City of Saskatoon, Planning & Development

# COLLEGE PARK

## Voter Turn-out (%)

Provincial	2007	64%
Federal	2008	49%
Civic	2009	27%
Federal	2011	57%
Provincial	2011	53%
Civic	2012	27%
Federal	2015	69%
Provincial	2016	40%
Civic	2016	27%
Federal	2019	70%
Provincial	2020	54%
Civic	2020	27%

Source: City of Saskatoon, City Clerk's office; Elections Saskatchewan; and Elections Canada

## Licensed Home-Based Businesses

	2022	2023
Saskatoon	5293	5531
College Park	103	234

Source: City of Saskatoon, Business License Program

## Labour Force

### Labour Force Participation Rate

### Economic Dependency Ratio

### Median Total Income (personal)

### Provincial Index of Median Income (base=100)

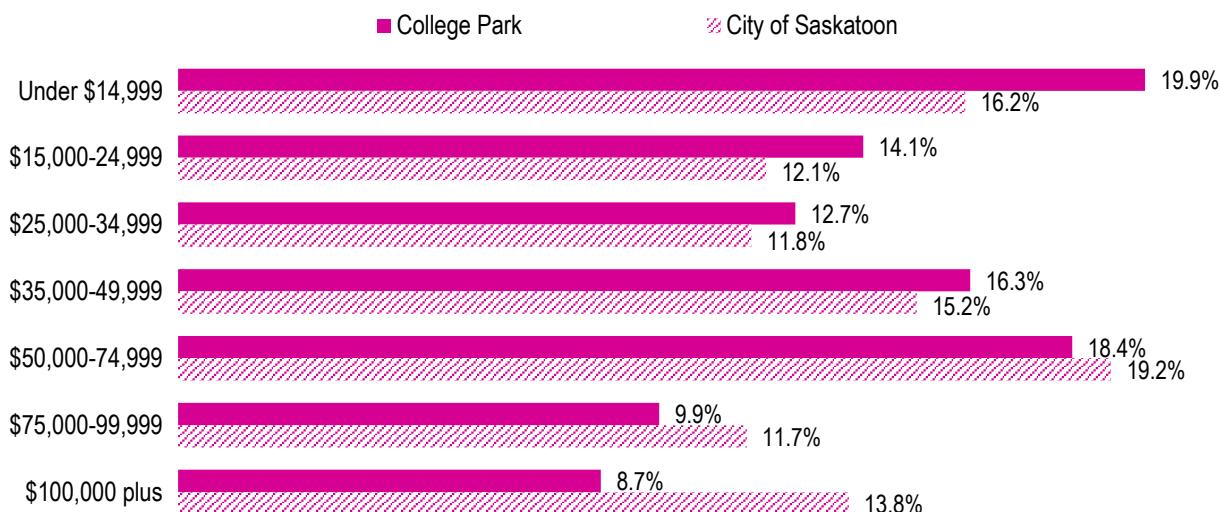
### Canadian Index of Median Income (base=100)

	2022	
College Park	Saskatoon	
69.6%	69.3%	
21.7%	18.5%	
\$38,100	\$44,650	
88.10	103.30	
88.40	103.60	

Source: Statistics Canada, Income Statistics Division, T1 Family File (T1FF) based on the final tax file, 2022

## Personal Income

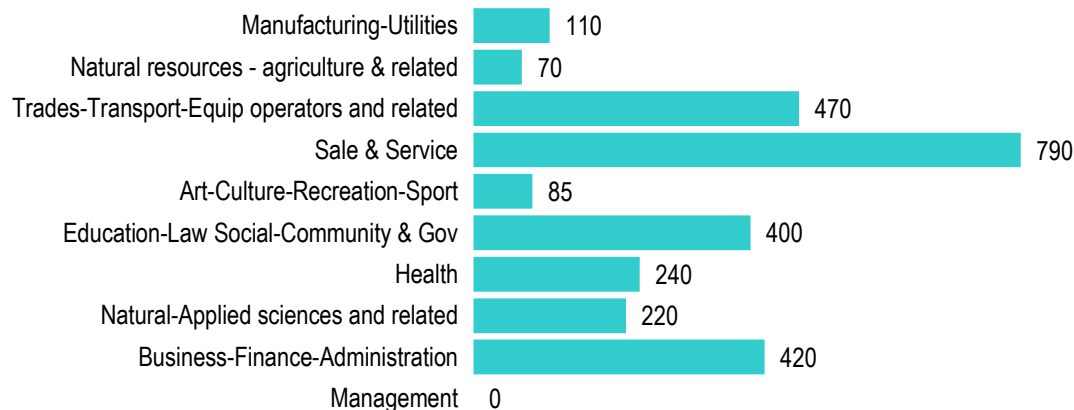
2022



Source: Statistics Canada, Income Statistics Division, T1 Family File (T1FF) based on the final tax file, 2022

## Major Occupation

2021



Source: 2021 Census