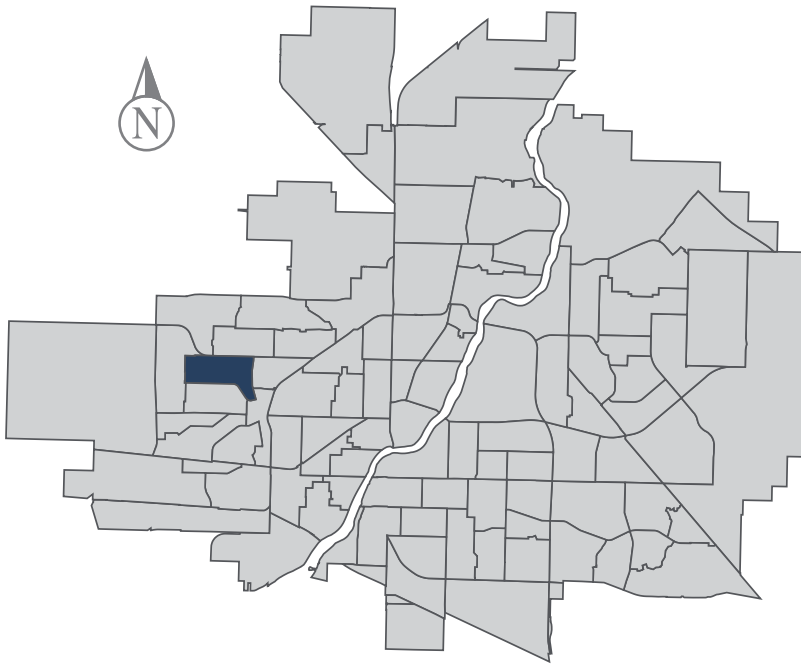


MUNICIPAL WARD 3



71.0%

homeownership



average
sale price



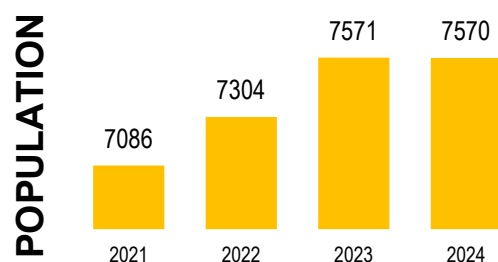
median
personal
income



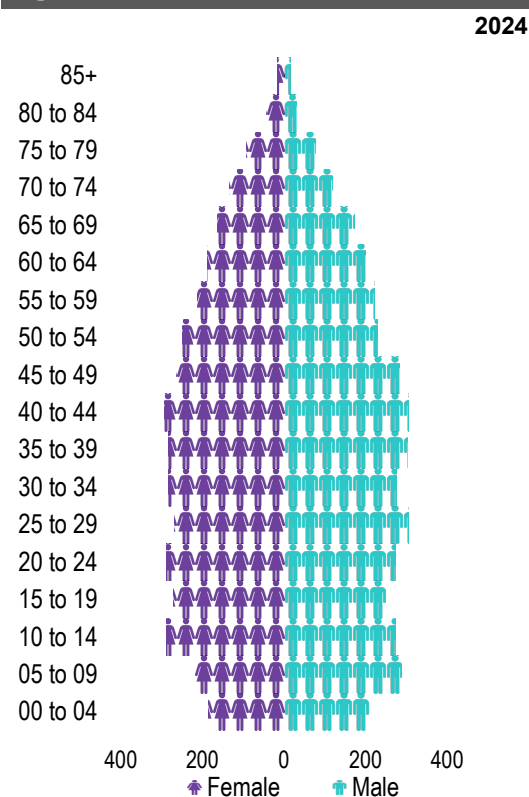
household
size



CONFEDERATION PARK



Age Group



Ethnic Diversity

* Higher number indicates greater diversity

	2021
Confederation Park	0.55
Saskatoon	0.46

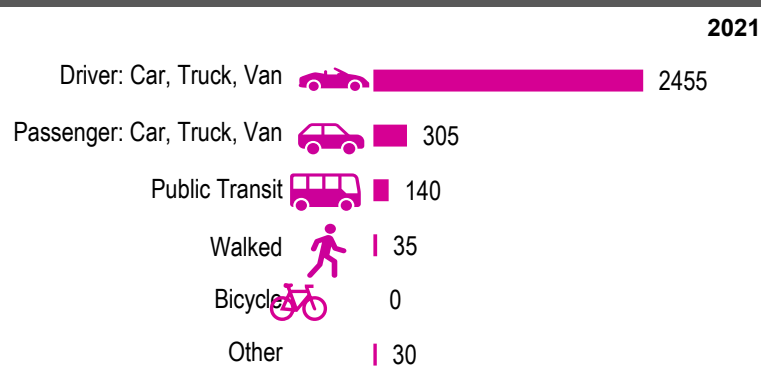
Source: 2021 Census

Mother Tongue

Top Languages	2021
English	4510
Tagalog (Pilipino, Filipino)	615
Urdu	85
Vietnamese	70
Punjabi (Panjabi)	60
Ukrainian	35

Source: 2021 Census

Mode of Travel to Work



Source: 2021 Census Long Form

Registered Vehicles

	2022	2023
Total (LV & PV)	4926	5656
Per Person	0.7	0.7
Saskatoon Per Person	0.9	0.9

LV - light vehicles (commercial & private) PV - private passenger vehicle

Source: SGI

Education Level

	2021
No Certificate/diploma/degree	465
High school certificate or equivalent	1245
Apprentice/trades certificate/diploma	370
College/CEGEP/non-university cert./dipl.	535
University diploma or degree	110

Source: 2021 Census Long Form

Postsecondary Enrolment

	2021	2022	2023
Saskatchewan Polytechnic	75	99	98
University of Saskatchewan	0	156	174

Source: Saskatchewan Polytechnic Administrative Office and University of Saskatchewan Registrar's Office

Enrolment by School

	2021	2022	2023
P - Saskatoon Public School			
S - Greater Saskatoon Catholic Schools			
Bishop Roborecki School (s)	342	312	312
wāhkōhtowin School (p)	478	487	493

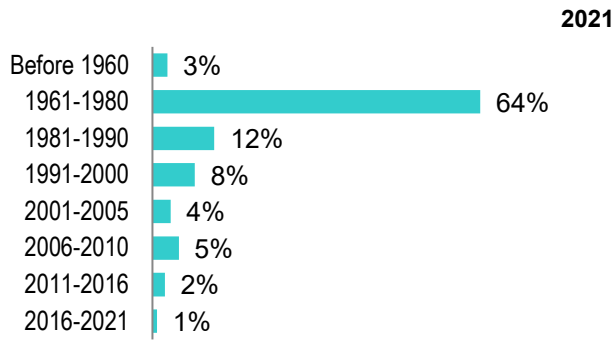
Source: Saskatoon Public School Division & Greater Saskatoon Catholic Schools

Household Structure

	2021
One-family households	1400
Multiple-family households	30
Non-family households	565
Total one-parent families	420
Total households	2230
Household size	2.8

Source: 2021 Census

Age of Dwelling



Source: 2021 Census

Housing Affordability

Median Multiple	2023
Saskatoon	4.21
Confederation Park	3.33

Note: Median Multiple of 3.0 & under is rated as "affordable"

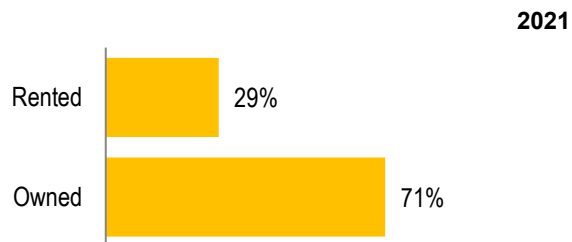
Source: City of Saskatoon, Assessment & Taxation and RBC Economics Research

Housing Costs

	2021
Average Owner's Major Payments	\$1,338
Average Gross Rent	\$1,148

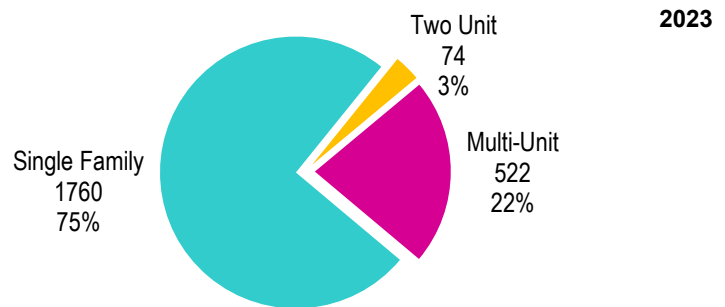
Source: 2021 Census

Housing by Tenure



Source: 2021 Census

Dwelling Unit Count (Livable Units)



Total Dwellings	2356	
Neighbourhood Area	157.7 hectares	389.8 acres
Dwelling Units per Area	14.9 per hectare	6.0 per acre

Source: City of Saskatoon, Planning & Development

Real Estate Sales

2023	No. of Sales	Average Price
Condo Townhouse	0	\$ -
High Rise Apt Condo	0	\$ -
Low Rise Apt Condo	1	\$ 74,900
Semi-detached	3	\$ 252,000
Semi-detached - two titles	1	\$ 350,000
Single Family Dwelling	69	\$ 289,668

Source: City of Saskatoon, Assessment & Taxation

Park Space

2024	Hectares	Acres
Total Park Area	16.4	40.5
Population per Park Area	462.4	187.1

Park Type: N - Neighbourhood D - District MD - Multi-district
SU - Special Use I - Industrial

Parc Canada	D	16.4	40.5
-------------	---	------	------

Source: City of Saskatoon, Planning & Development

CONFEDERATION PARK

Voter Turn-out (%)

Provincial	2007	63%
Federal	2008	43%
Civic	2009	19%
Federal	2011	47%
Provincial	2011	49%
Civic	2012	20%
Federal	2015	65%
Provincial	2016	32%
Civic	2016	22%
Federal	2019	63%
Provincial	2020	45%
Civic	2020	18%

Source: City of Saskatoon, City Clerk's office; Elections Saskatchewan; and Elections Canada

Licensed Home-Based Businesses

	2022	2023
Saskatoon	5293	5531
Confederation Park	110	99

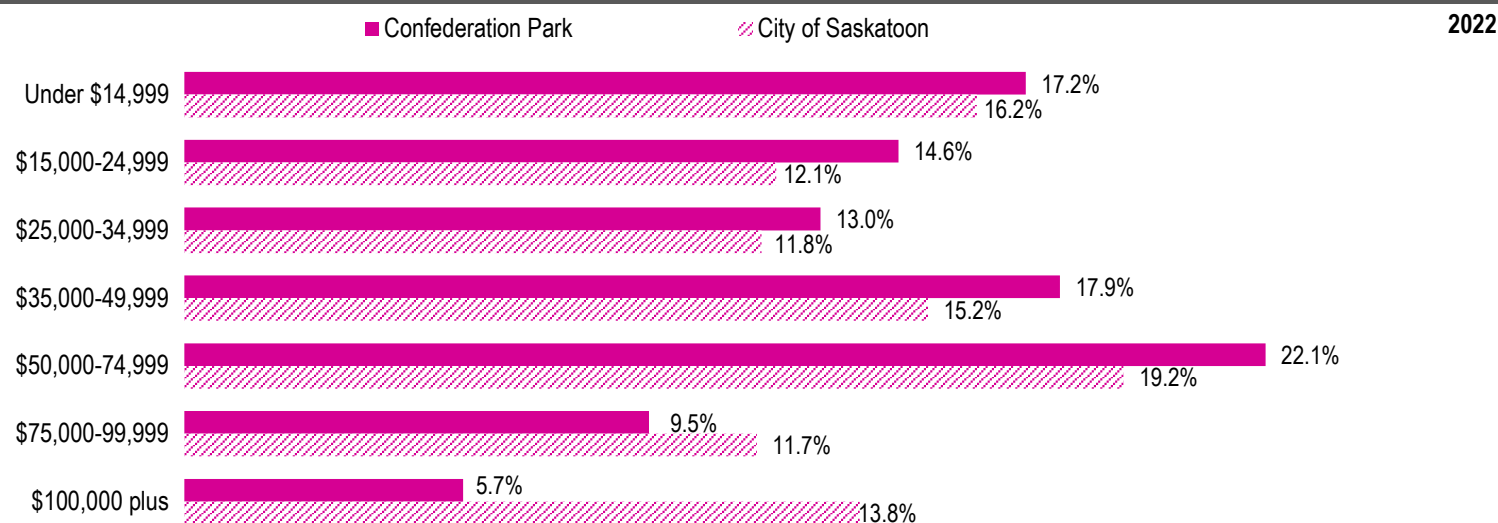
Source: City of Saskatoon, Business License Program

Labour Force

	2022	
	Confederation Park	Saskatoon
Labour Force Participation Rate	70.3%	69.3%
Economic Dependency Ratio	23.5%	18.5%
Median Total Income (personal)	\$39,450	\$44,650
Provincial Index of Median Income (base=100)	91.20	103.30
Canadian Index of Median Income (base=100)	91.60	103.60

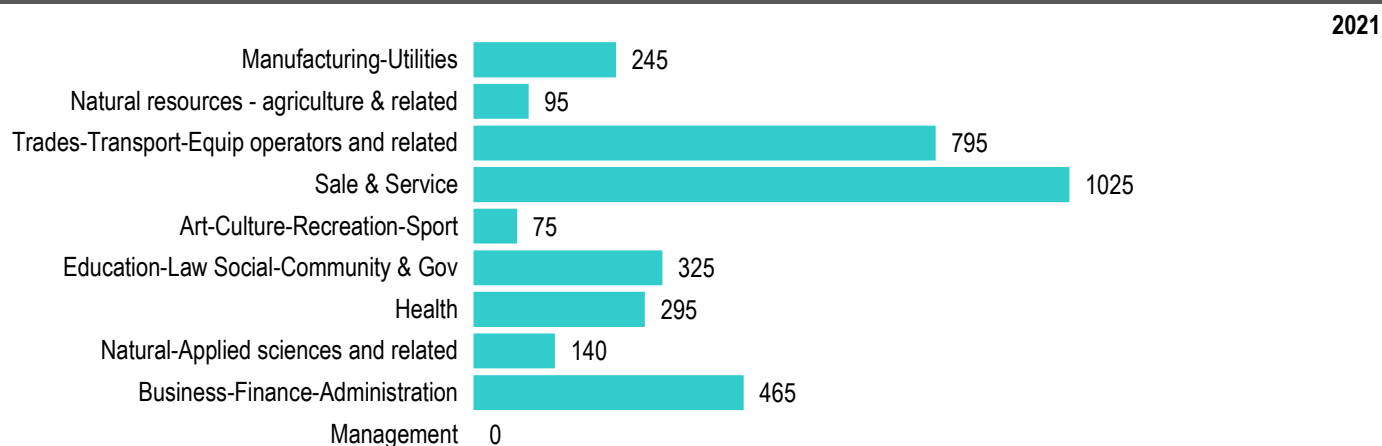
Source: Statistics Canada, Income Statistics Division, T1 Family File (T1FF) based on the final tax file, 2022

Personal Income



Source: Statistics Canada, Income Statistics Division, T1 Family File (T1FF) based on the final tax file, 2022

Major Occupation



Source: 2021 Census