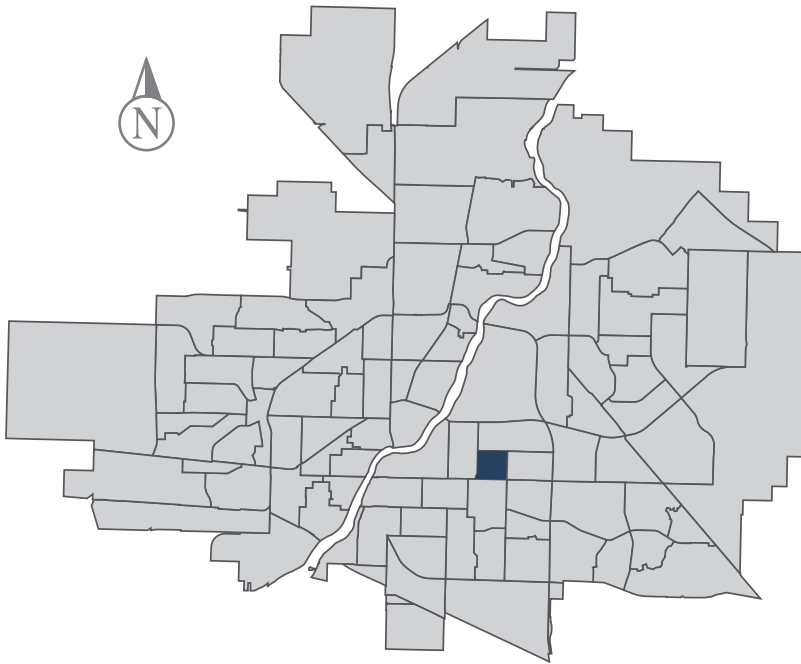


# Grosvenor Park

## MUNICIPAL WARD 6



Population  
1,682



## COMMUNITY QUICK FACTS



46.0%

homeownership



\$466,498

average  
sale price



\$40,400

median  
personal  
income

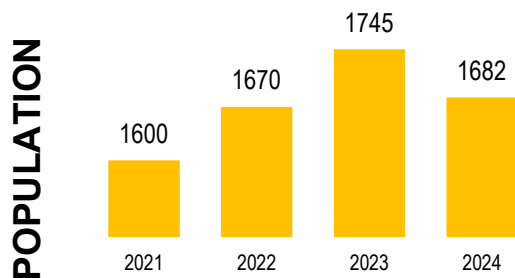


2.2

household  
size



# GROSVENOR PARK



Source: eHealth Saskatchewan, 2024

## Age Group



Source: eHealth Saskatchewan, 2024

## Ethnic Diversity

\* Higher number indicates greater diversity

	2021
Grosvenor Park	0.71
Saskatoon	0.46

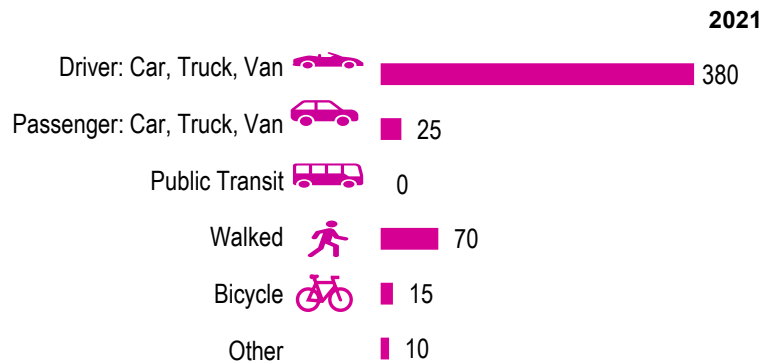
Source: 2021 Census

## Mother Tongue

Top Languages	2021
English	930
Mandarin	20
Punjabi (Panjabi)	15
Urdu	90
Polish	0
Armenian	0

Source: 2021 Census

## Mode of Travel to Work



Source: 2021 Census Long Form

## Registered Vehicles

	2022	2023
Total (LV & PV)	1218	1274
Per Person	0.7	0.7
Saskatoon Per Person	0.9	0.9

LV - light vehicles (commercial & private) PV - private passenger vehicle

Source: SGI

## Education Level

**2021**

No Certificate/diploma/degree	60
High school certificate or equivalent	130
Apprentice/trades certificate/diploma	20
College/CEGEP/non-university cert./dipl.	90
University diploma or degree	35

Source: 2021 Census Long Form

## Postsecondary Enrolment

	2021	2022	2023
Saskatchewan Polytechnic	23	26	28
University of Saskatchewan	181	161	157

Source: Saskatchewan Polytechnic Administrative Office and University of Saskatchewan Registrar's Office

## Enrolment by School

	2021	2022	2023
P - Saskatoon Public School			
S - Greater Saskatoon Catholic Schools			
Saskatoon Misbah School (p)	200	314	214

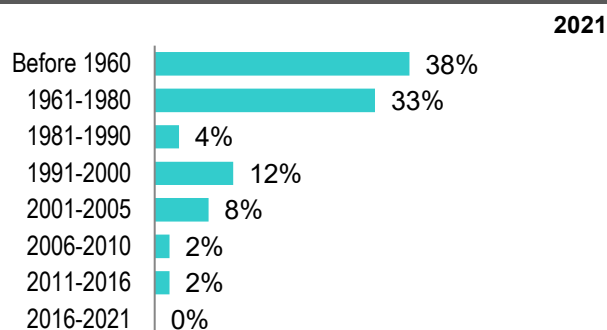
Source: Saskatoon Public School Division & Greater Saskatoon Catholic Schools

## Household Structure

	2021
One-family households	335
Multiple-family households	5
Non-family households	350
Total one-parent families	40
Total households	705
Household size	2.2

Source: 2021 Census

## Age of Dwelling



Source: 2021 Census

## Housing Affordability

Median Multiple	2023
Saskatoon	4.21
Grosvenor Park	5.46

Note: Median Multiple of 3.0 & under is rated as "affordable"

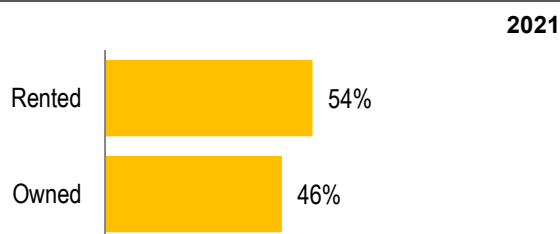
Source: City of Saskatoon, Assessment & Taxation and RBC Economics Research

## Housing Costs

	2021
Average Owner's Major Payments	\$1,330
Average Gross Rent	\$940

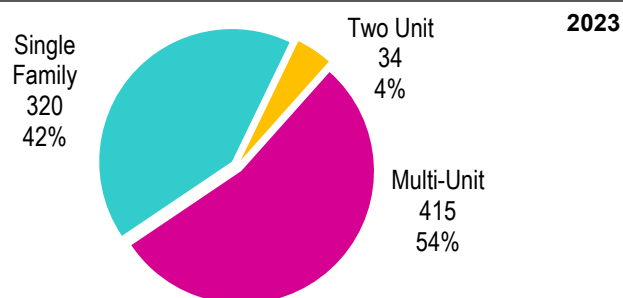
Source: 2021 Census

## Housing by Tenure



Source: 2021 Census

## Dwelling Unit Count (Livable Units)



Total Dwellings	769	
Neighbourhood Area	65.0 hectares	160.5 acres
Dwelling Units per Area	11.8 per hectare	4.8 per acre

Source: City of Saskatoon, Planning & Development

## Real Estate Sales

2023	No. of Sales	Average Price
Condo Townhouse	0	\$ -
High Rise Apt Condo	0	\$ -
Low Rise Apt Condo	5	\$ 234,180
Semi-detached	0	\$ -
Semi-detached - two titles	0	\$ -
Single Family Dwelling	12	\$ 698,815

Source: City of Saskatoon, Assessment & Taxation

## Park Space

2024	Hectares	Acres
Total Park Area	4.1	10.2
Population per Park Area	421.8	170.7

Park Type: N - Neighbourhood D - District MD - Multi-district  
SU- Special Use I - Industrial

Albert Oulton	N	0.4	0.9
Grosvenor	N	2.7	6.8
Latham	N	0.4	1.0
Rod V Real	N	0.6	1.6

Source: City of Saskatoon, Planning & Development

# GROSVENOR PARK

## Voter Turn-out (%)

Provincial	2007	72%
Federal	2008	55%
Civic	2009	35%
Federal	2011	61%
Provincial	2011	56%
Civic	2012	32%
Federal	2015	73%
Provincial	2016	38%
Civic	2016	33%
Federal	2019	69%
Provincial	2020	44%
Civic	2020	35%

Source: City of Saskatoon, City Clerk's office; Elections Saskatchewan; and Elections Canada

## Licensed Home-Based Businesses

	2022	2023
Saskatoon	5293	5531
Grosvenor Park	28	95

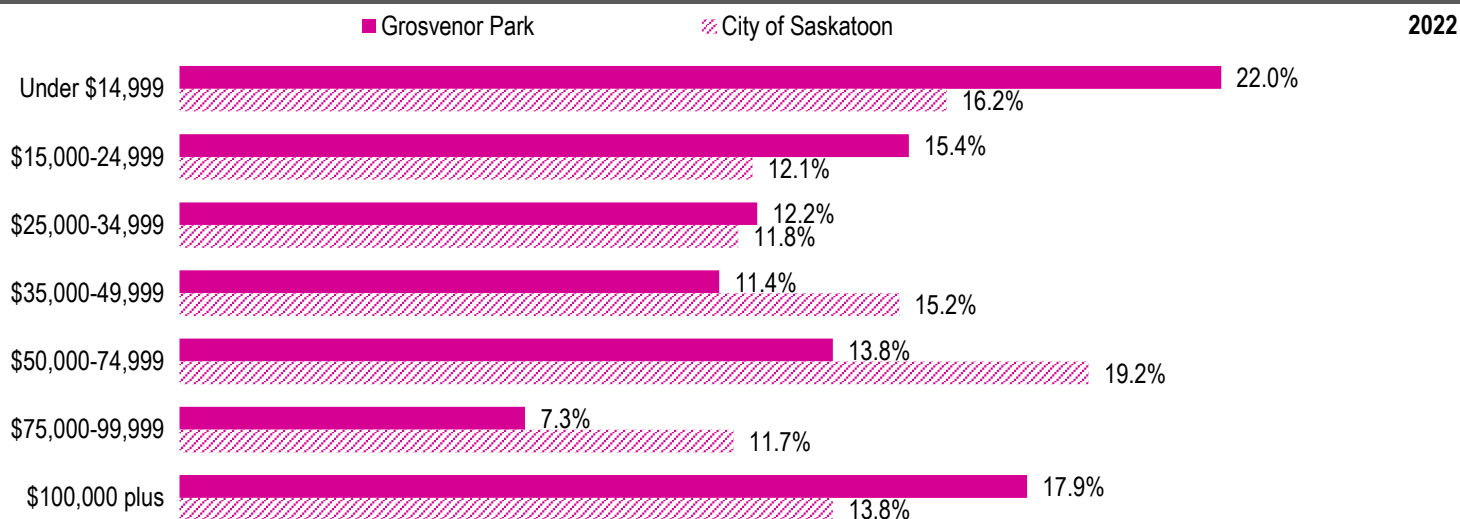
Source: City of Saskatoon, Business License Program

## Labour Force

	2022	
	Grosvenor Park	Saskatoon
Labour Force Participation Rate	65.8%	69.3%
Economic Dependency Ratio	17.2%	18.5%
Median Total Income (personal)	\$35,730	\$44,650
Provincial Index of Median Income (base=100)	82.60	103.30
Canadian Index of Median Income (base=100)	82.90	103.60

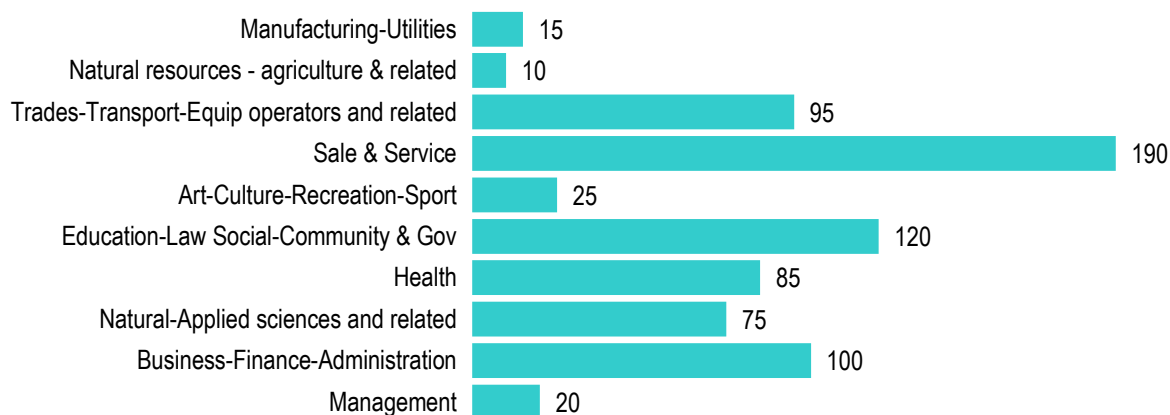
Source: Statistics Canada, Income Statistics Division, T1 Family File (T1FF) based on the final tax file, 2022

## Personal Income



Source: Statistics Canada, Income Statistics Division, T1 Family File (T1FF) based on the final tax file, 2022

## Major Occupation



Source: 2021 Census