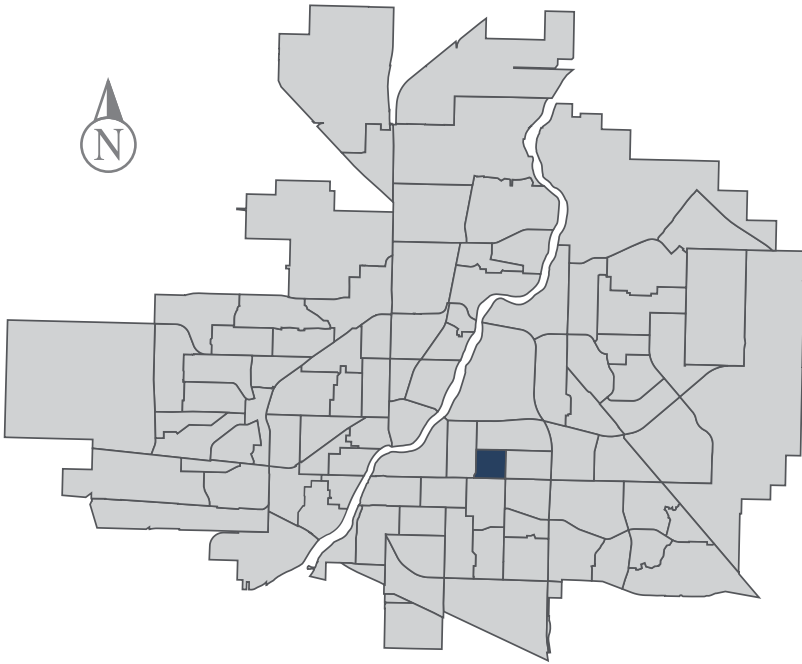


Grosvenor Park

MUNICIPAL WARD 6



Population
1,670



COMMUNITY QUICK FACTS



46.0%

homeownership



\$456,374

average
sale price



\$40,400

median
personal
income



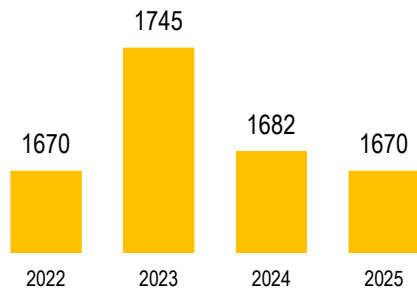
2.2

household
size



GROSVENOR PARK

POPULATION



Source: eHealth Saskatchewan, 2025

Age Group

2025



Source: eHealth Saskatchewan, 2025

Ethnic Diversity

	2021
* Higher number indicates greater diversity	
Grosvenor Park	0.71
Saskatoon	0.46

Source: 2021 Census

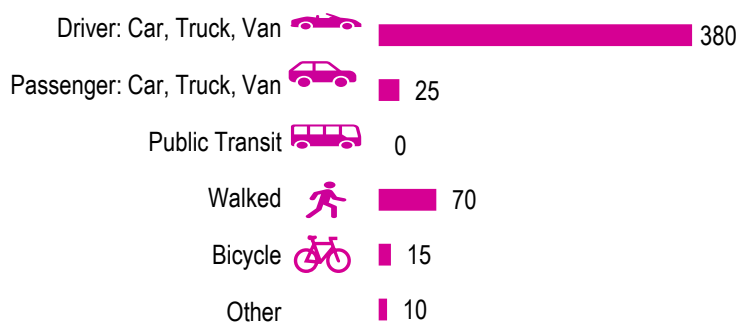
Mother Tongue

Top Languages	2021
English	930
Mandarin	20
Punjabi (Panjabi)	15
Urdu	90
Polish	0
Armenian	0

Source: 2021 Census

Mode of Travel to Work

2021



Source: 2021 Census Long Form

Registered Vehicles

	2023	2024
Total (LV & PV)	1274	1045
Per Person	0.7	0.6
Saskatoon Per Person	0.9	0.7

LV - light vehicles (commercial & private) PV - private passenger vehicle

Source: SGI

Education Level

2021

No Certificate/diploma/degree	60
High school certificate or equivalent	130
Apprentice/trades certificate/diploma	20
College/CEGEP/non-university cert./dipl.	90
University diploma or degree	35

Source: 2021 Census Long Form

Postsecondary Enrolment

	2022	2023	2024
Saskatchewan Polytechnic	26	28	30
University of Saskatchewan	161	157	138

Source: Saskatchewan Polytechnic Administrative Office and University of Saskatchewan Registrar's Office

Enrolment by School

	2022	2023	2024
P - Saskatoon Public School			
S - Greater Saskatoon Catholic Schools			
Saskatoon Misbah School (p)	314	214	N/A

Source: Saskatoon Public School Division & Greater Saskatoon Catholic Schools

Household Structure

	2021
One-family households	335
Multiple-family households	5
Non-family households	350
Total one-parent families	40
Total households	705
Household size	2.2

Source: 2021 Census

Age of Dwelling

	2021
Before 1960	38%
1961-1980	33%
1981-1990	4%
1991-2000	12%
2001-2005	8%
2006-2010	2%
2011-2016	2%
2016-2021	0%

Source: 2021 Census

Housing Affordability

	2024
Median Multiple	3.96
Grosvenor Park	4.72

Note: Median Multiple of 3.0 & under is rated as "affordable"

Source: City of Saskatoon, Assessment & Taxation and RBC Economics Research

Housing Costs

	2021
Average Owner's Major Payments	\$1,330
Average Gross Rent	\$940

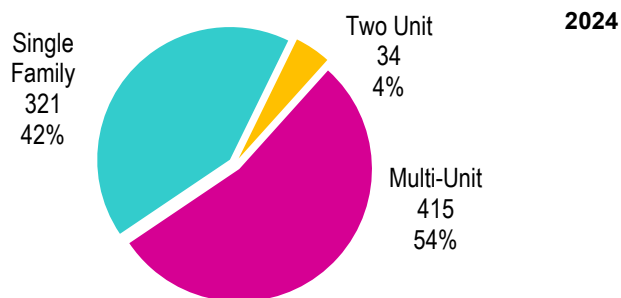
Source: 2021 Census

Housing by Tenure

	2021
Rented	54%
Owned	46%

Source: 2021 Census

Dwelling Unit Count (Livable Units)



Total Dwellings	770
Neighbourhood Area	65.0 hectares 160.5 acres
Dwelling Units per Area	11.9 per hectare 4.8 per acre

Source: City of Saskatoon, Planning & Development

Real Estate Sales

2024	No. of Sales	Average Price
Condo Townhouse	0	\$ -
High Rise Apt Condo	0	\$ -
Low Rise Apt Condo	11	\$ 276,400
Semi-detached	0	\$ -
Semi-detached - two titles	0	\$ -
Single Family Dwelling	21	\$ 636,348

Source: City of Saskatoon, Assessment & Taxation

Park Space

2025	Hectares	Acres
Total Park Area	4.1	10.2
Population per Park Area	403.7	163.4

Park Type: N - Neighbourhood D - District MD - Multi-district
SU- Special Use I - Industrial

Albert Oulton	N	0.4	0.9
Grosvenor	N	2.7	6.8
Latham	N	0.4	1.0
Rod V Real	N	0.6	1.6

Source: City of Saskatoon, Planning & Development

GROSVENOR PARK

Voter Turn-out (%)

Federal	2011	61%
Provincial	2011	56%
Civic	2012	32%
Federal	2015	73%
Provincial	2016	38%
Civic	2016	33%
Federal	2019	69%
Provincial	2020	44%
Civic	2020	35%
Provincial	2021	44%
Civic	2024	37%
Provincial	2024	44%

Source: City of Saskatoon, City Clerk's office; Elections Saskatchewan; and Elections Canada

Licensed Home-Based Businesses

	2023	2024
Saskatoon	5531	5334
Grosvenor Park	95	31

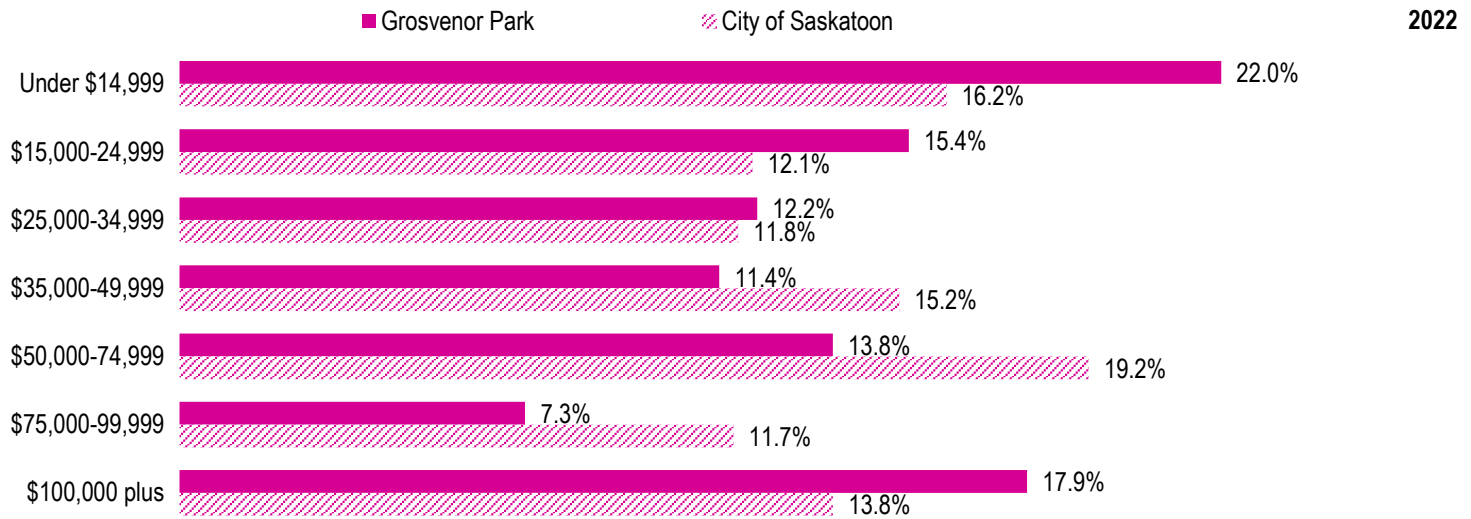
Source: City of Saskatoon, Business License Program

Labour Force

	2022	
	Grosvenor Park	Saskatoon
Labour Force Participation Rate	65.8%	69.3%
Economic Dependency Ratio	17.2%	18.5%
Median Total Income (personal)	\$35,730	\$44,650
Provincial Index of Median Income (base=100)	82.60	103.30
Canadian Index of Median Income (base=100)	82.90	103.60

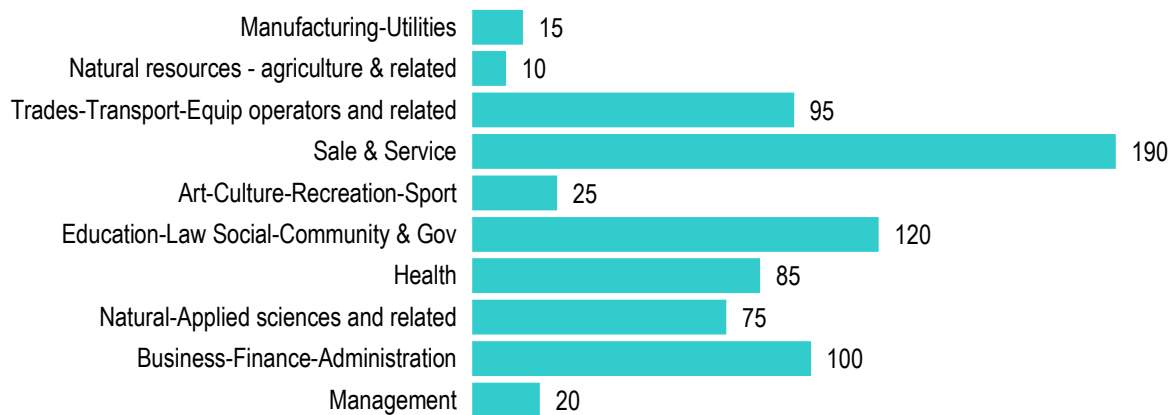
Source: Statistics Canada, Income Statistics Division, T1 Family File (T1FF) based on the final tax file, 2022 (Data updates unavailable until 2027)

Personal Income



Source: Statistics Canada, Income Statistics Division, T1 Family File (T1FF) based on the final tax file, 2022 (Data updates unavailable until 2027)

Major Occupation



Source: 2021 Census