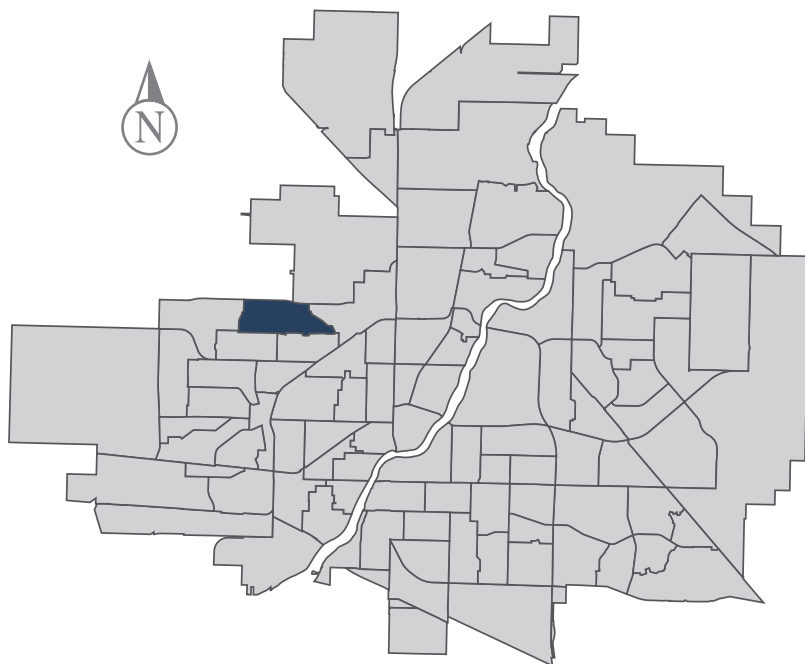


Hampton Village

MUNICIPAL WARD 4



Population
9,354



COMMUNITY QUICK FACTS



86.0%

homeownership



SOLD \$314,859

average
sale price



\$38,000

median
personal
income

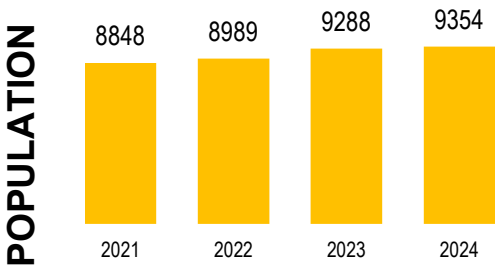


3.2

household
size

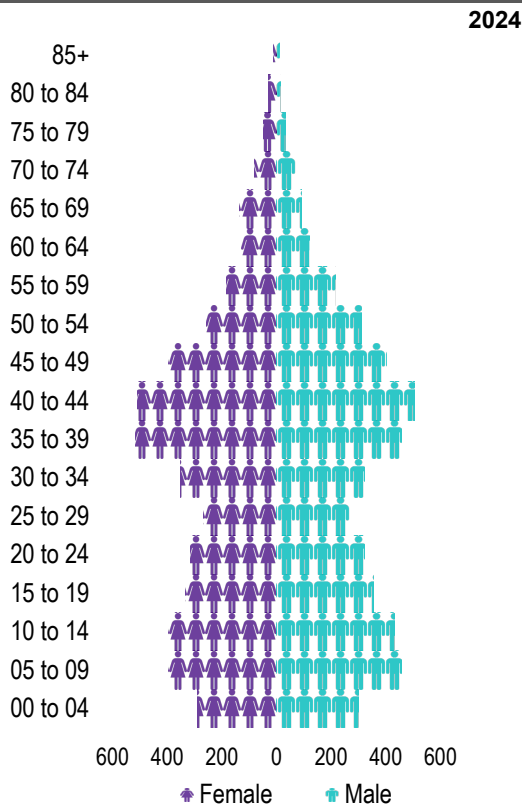


HAMPTON VILLAGE



Source: eHealth Saskatchewan, 2024

Age Group



Source: eHealth Saskatchewan, 2024

Ethnic Diversity

* Higher number indicates greater diversity	2021
Hampton Village	0.71
Saskatoon	0.46

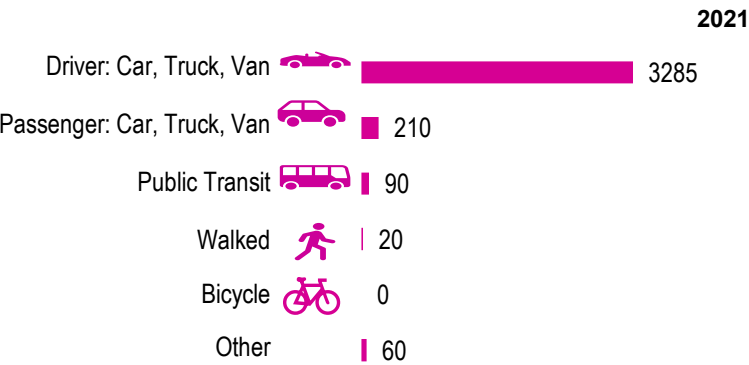
Source: 2021 Census

Mother Tongue

Top Languages	2021
English	5040
Tagalog (Pilipino, Filipino)	735
Punjabi (Panjabi)	415
Urdu	155
Cebuano	0
Bengali	75

Source: 2021 Census

Mode of Travel to Work



Source: 2021 Census Long Form

Registered Vehicles

	2022	2023
Total (LV & PV)	7098	6976
Per Person	0.8	0.8
Saskatoon Per Person	0.9	0.9

LV - light vehicles (commercial & private) PV - private passenger vehicle

Source: SGI

Education Level

	2021
No Certificate/diploma/degree	260
High school certificate or equivalent	1185
Apprentice/trades certificate/diploma	480
College/CEGEP/non-university cert./dipl.	815
University diploma or degree	210

Source: 2021 Census Long Form

Postsecondary Enrolment

	2021	2022	2023
Saskatchewan Polytechnic	110	114	121
University of Saskatchewan	0	295	342

Source: Saskatchewan Polytechnic Administrative Office and University of Saskatchewan Registrar's Office

Enrolment by School

	2021	2022	2023
P- Saskatoon Public School			
Ernest Lindner School (p)	749	787	809
St. Lorenzo Ruiz School (s)	583	654	654
S - Greater Saskatoon Catholic Schools			

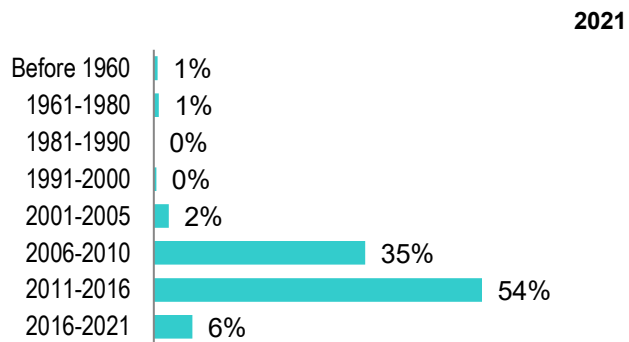
Source: Saskatoon Public School Division & Greater Saskatoon Catholic Schools

Household Structure

	2021
One-family households	1640
Multiple-family households	30
Non-family households	500
Total one-parent families	255
Total households	2425
Household size	3.2

Source: 2021 Census

Age of Dwelling



Source: 2021 Census

Housing Affordability

Median Multiple	2023
Saskatoon	4.21
Hampton Village	3.83

Note: Median Multiple of 3.0 & under is rated as "affordable"

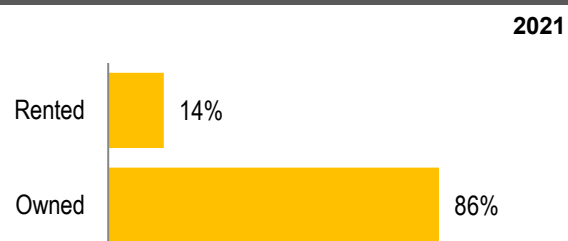
Source: City of Saskatoon, Assessment & Taxation and RBC Economics Research

Housing Costs

	2021
Average Owner's Major Payments	\$2,008
Average Gross Rent	\$1,480

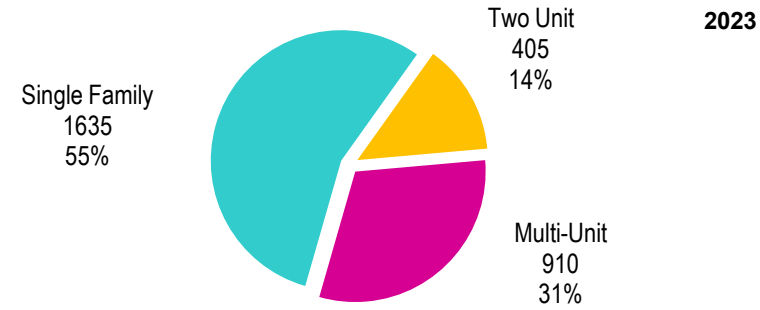
Source: 2021 Census

Housing by Tenure



Source: 2021 Census

Dwelling Unit Count (Livable Units)



Total Dwellings	2950	
Neighbourhood Area	193.0 hectares	477.0 acres
Dwelling Units per Area	15.3 per hectare	6.2 per acre

Source: City of Saskatoon, Planning & Development

Real Estate Sales

2023	No. of Sales	Average Price
Condo Townhouse	24	\$ 203,129
High Rise Apt Condo	0	\$ -
Low Rise Apt Condo	37	\$ 199,568
Semi-detached	1	\$ 390,000
Semi-detached - two titles	0	\$ -
Single Family Dwelling	100	\$ 466,741

Source: City of Saskatoon, Assessment & Taxation

Park Space

2024	Hectares	Acres
Total Park Area	23.6	58.3
Population per Park Area	393.7	159.3

Park Type: N - Neighbourhood D - District MD - Multi-district
SU- Special Use I - Industrial

Al Anderson	N	7.7	19.1
Anita Langford	N	6.0	14.9
C Jack MacKenzie	N	1.3	3.2
Draggins Car Club	N	5.5	13.5
Hampton Village Square	SU	0.5	1.2
Paul Mostoway	N	1.6	4.0
Rendall	N	0.3	0.7
Rik Steernberg	N	0.7	1.7

Source: City of Saskatoon, Planning & Development

HAMPTON VILLAGE

Voter Turn-out (%)

Provincial	2007	73%
Federal	2008	40%
Civic	2009	36%
Federal	2011	70%
Provincial	2011	43%
Civic	2012	54%
Federal	2015	67%
Provincial	2016	36%
Civic	2016	29%
Federal	2019	59%
Provincial	2020	50%
Civic	2020	19%

Source: City of Saskatoon, City Clerk's office; Elections Saskatchewan; and Elections Canada

Licensed Home-Based Businesses

	2022	2023
Saskatoon	5293	5531
Hampton Village	208	196

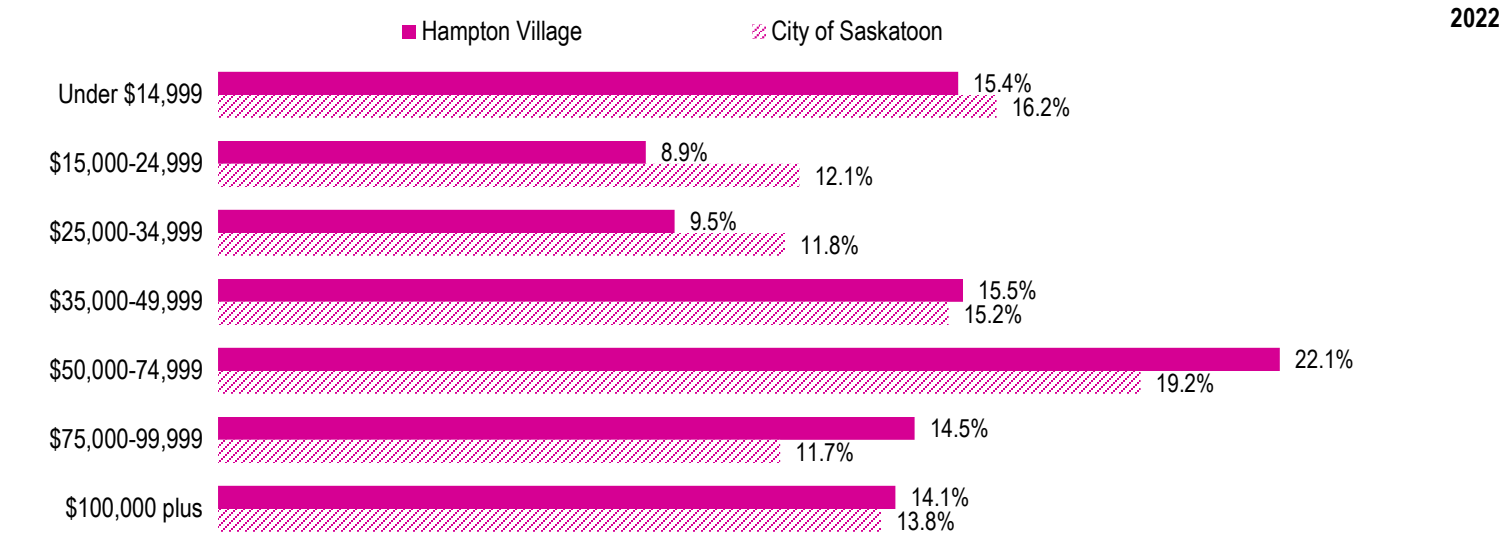
Source: City of Saskatoon, Business License Program

Labour Force

	2022	
	Hampton Village	Saskatoon
Labour Force Participation Rate	81.2%	69.3%
Economic Dependency Ratio	10.4%	18.5%
Median Total Income (personal)	\$50,640	\$44,650
Provincial Index of Median Income (base=100)	117.10	103.30
Canadian Index of Median Income (base=100)	117.50	103.60

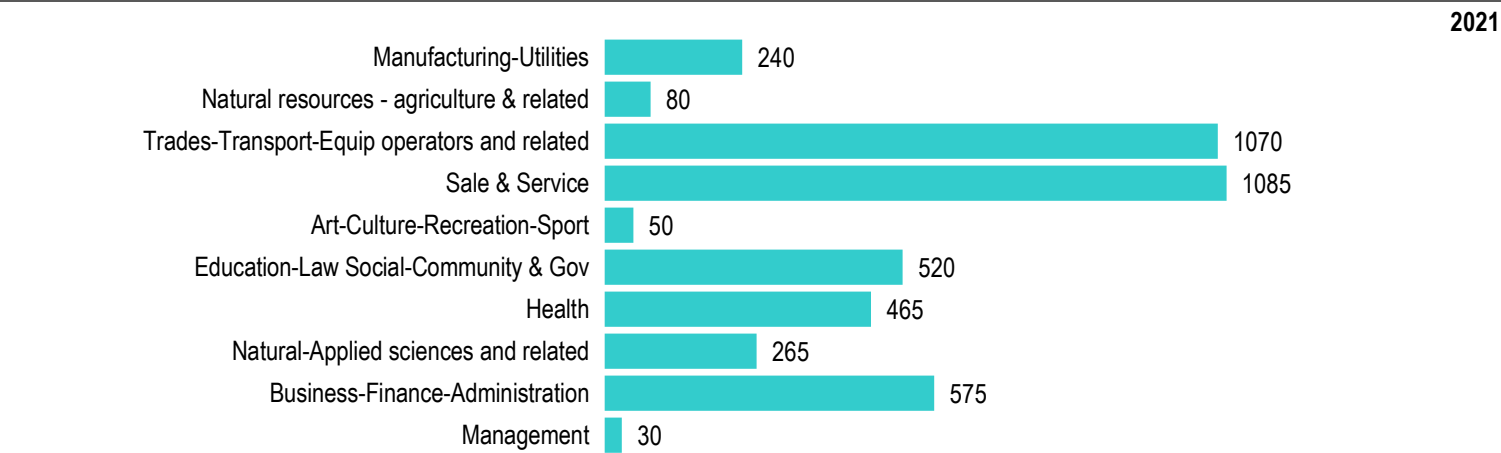
Source: Statistics Canada, Income Statistics Division, T1 Family File (T1FF) based on the final tax file, 2022

Personal Income



Source: Statistics Canada, Income Statistics Division, T1 Family File (T1FF) based on the final tax file, 2022

Major Occupation



Source: 2021 Census