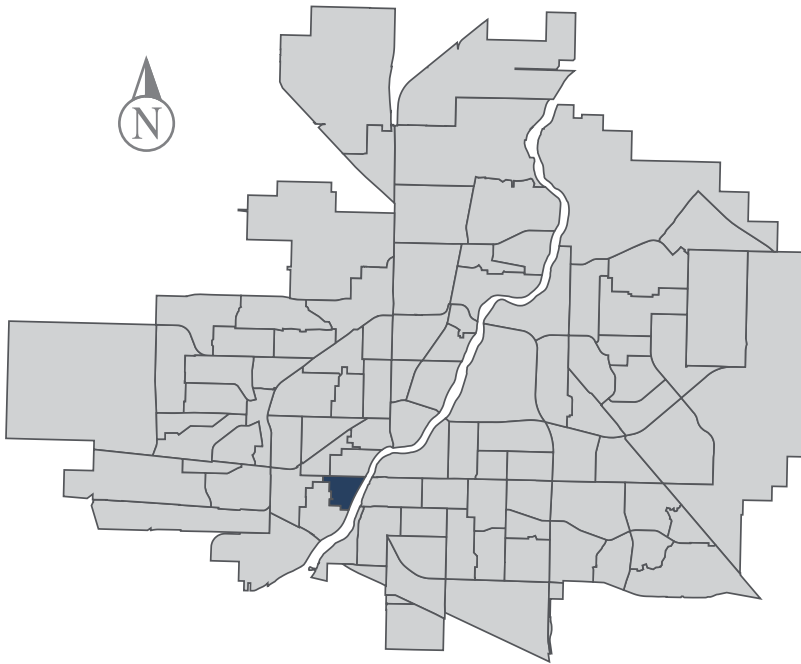


Holiday Park

MUNICIPAL WARD 2



Population
1,665



COMMUNITY QUICK FACTS



65.0%

homeownership



\$271,027

average
sale price



\$44,000

median
personal
income



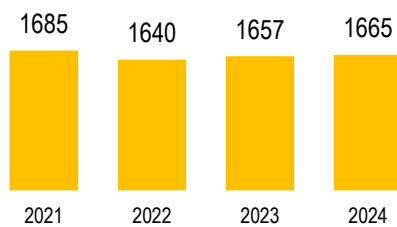
2.2

household
size



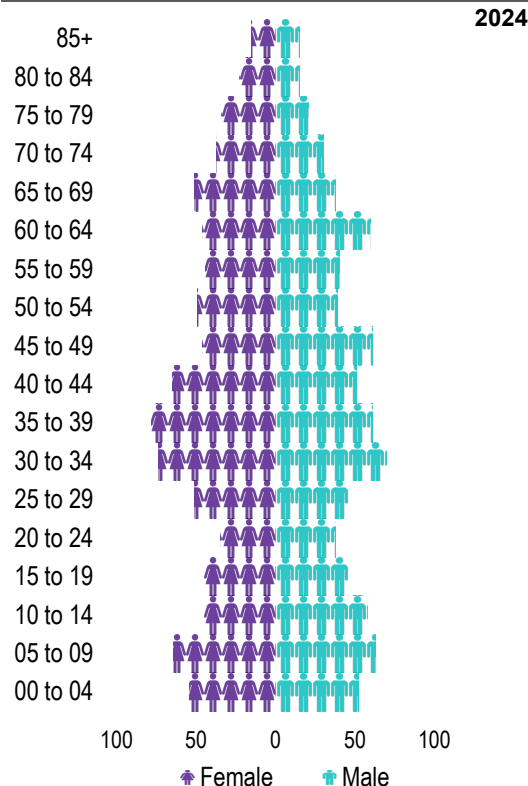
HOLIDAY PARK

POPULATION



Source: eHealth Saskatchewan, 2024

Age Group



Source: eHealth Saskatchewan, 2024

Ethnic Diversity

* Higher number indicates greater diversity	2021
Holiday Park	0.13
Saskatoon	0.46

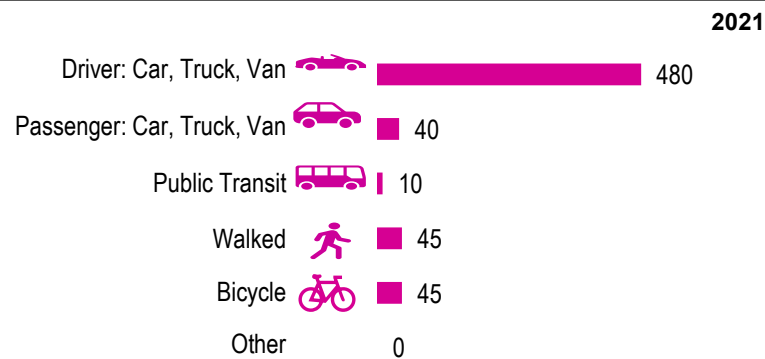
Source: 2021 Census

Mother Tongue

Top Languages	2021
English	1275
Urdu	0
German	20
French	30
Ukrainian	10
Punjabi (Panjabi)	0
Cantonese	0

Source: 2021 Census

Mode of Travel to Work



Source: 2021 Census Long Form

Registered Vehicles

	2022	2023
Total (LV & PV)	1499	1344
Per Person	0.9	0.8
Saskatoon Per Person	0.9	0.9

LV - light vehicles (commercial & private) PV - private passenger vehicle

Source: SGI

Education Level

	2021
No Certificate/diploma/degree	90
High school certificate or equivalent	305
Apprentice/trades certificate/diploma	90
College/CEGEP/non-university cert./dipl.	110
University diploma or degree	20

Source: 2021 Census Long Form

Postsecondary Enrolment

	2021	2022	2023
Saskatchewan Polytechnic	12	19	17
University of Saskatchewan	0	26	32

Source: Saskatchewan Polytechnic Administrative Office and University of Saskatchewan Registrar's Office

Enrolment by School

	2021	2022	2023
P- Saskatoon Public School			
Saskatoon French School (s)	277	248	248
St. John School (s)	142	146	146
S - Greater Saskatoon Catholic Schools			

Source: Saskatoon Public School Division & Greater Saskatoon Catholic Schools

Household Structure

	2021
One-family households	350
Multiple-family households	5
Non-family households	290
Total one-parent families	130
Total households	695
Household size	2.2

Source: 2021 Census

Age of Dwelling

	2021
Before 1960	43%
1961-1980	36%
1981-1990	6%
1991-2000	5%
2001-2005	6%
2006-2010	2%
2011-2016	0%
2016-2021	2%

Source: 2021 Census

Housing Affordability

	2023
Median Multiple	4.21
Saskatoon	2.93
Holiday Park	

Note: Median Multiple of 3.0 & under is rated as "affordable"

Source: City of Saskatoon, Assessment & Taxation and RBC Economics Research

Housing Costs

	2021
Average Owner's Major Payments	\$1,280
Average Gross Rent	\$1,060

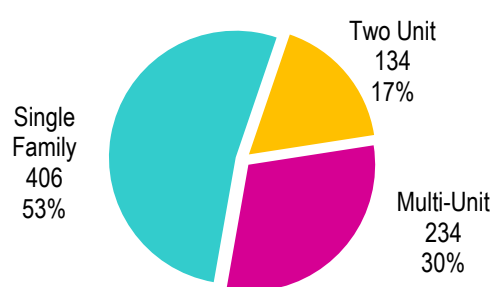
Source: 2021 Census

Housing by Tenure

	2021
Rented	35%
Owned	65%

Source: 2021 Census

Dwelling Unit Count (Livable Units)



Total Dwellings	774	
Neighbourhood Area	67.8 hectares	167.5 acres
Dwelling Units per Area	11.4 per hectare	4.6 per acre

Source: City of Saskatoon, Planning & Development

Real Estate Sales

2023	No. of Sales	Average Price
Condo Townhouse	0	\$ -
High Rise Apt Condo	0	\$ -
Low Rise Apt Condo	3	\$ 106,867
Semi-detached	3	\$ 381,000
Semi-detached - two titles	1	\$ 322,500
Single Family Dwelling	15	\$ 273,740

Source: City of Saskatoon, Assessment & Taxation

Park Space

2024	Hectares	Acres
Total Park Area	6.8	16.8
Population per Park Area	243.8	98.6

Park Type: N - Neighbourhood D - District MD - Multi-district
SU- Special Use I - Industrial

Boughton	N	1.6	4.0
Holiday	N	3.2	7.9
Victoria	SU	2.0	4.9

Source: City of Saskatoon, Planning & Development

HOLIDAY PARK

Voter Turn-out (%)

Provincial	2007	62%
Federal	2008	46%
Civic	2009	26%
Federal	2011	48%
Provincial	2011	55%
Civic	2012	27%
Federal	2015	62%
Provincial	2016	31%
Civic	2016	32%
Federal	2019	61%
Provincial	2020	44%
Civic	2020	22%

Source: City of Saskatoon, City Clerk's office; Elections Saskatchewan; and Elections Canada

Licensed Home-Based Businesses

	2022	2023
Saskatoon	5293	5531
Holiday Park	33	43

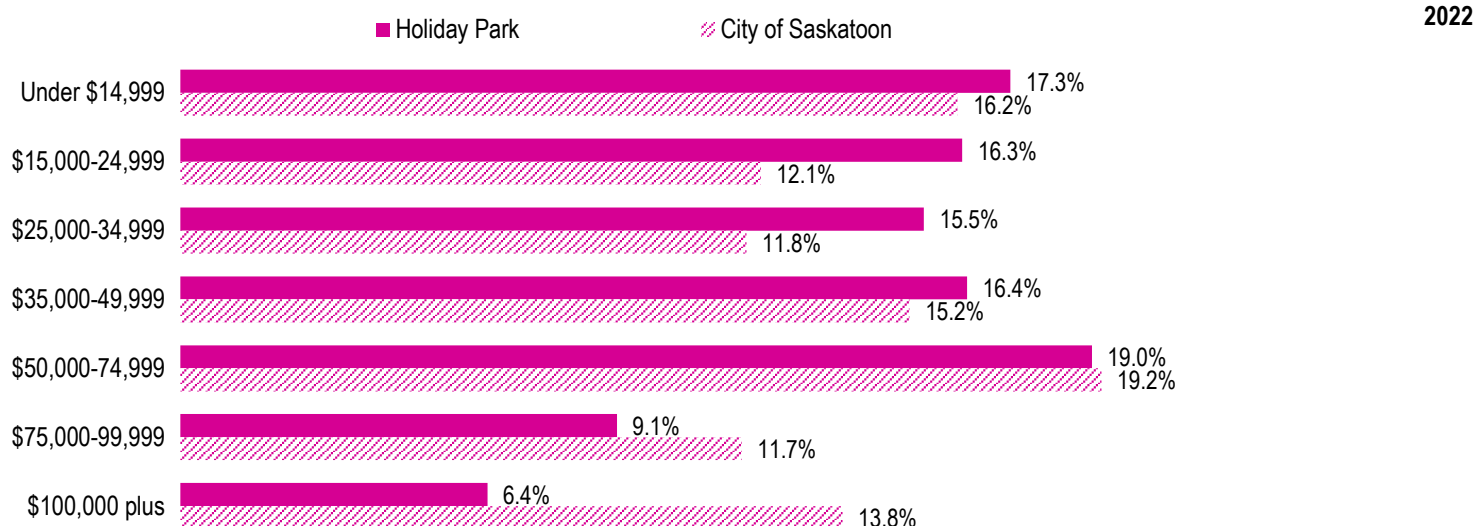
Source: City of Saskatoon, Business License Program

Labour Force

	2022	2022
	Holiday Park	Saskatoon
Labour Force Participation Rate	62.2%	69.3%
Economic Dependency Ratio	32.7%	18.5%
Median Total Income (personal)	\$35,860	\$44,650
Provincial Index of Median Income (base=100)	82.90	103.30
Canadian Index of Median Income (base=100)	83.20	103.60

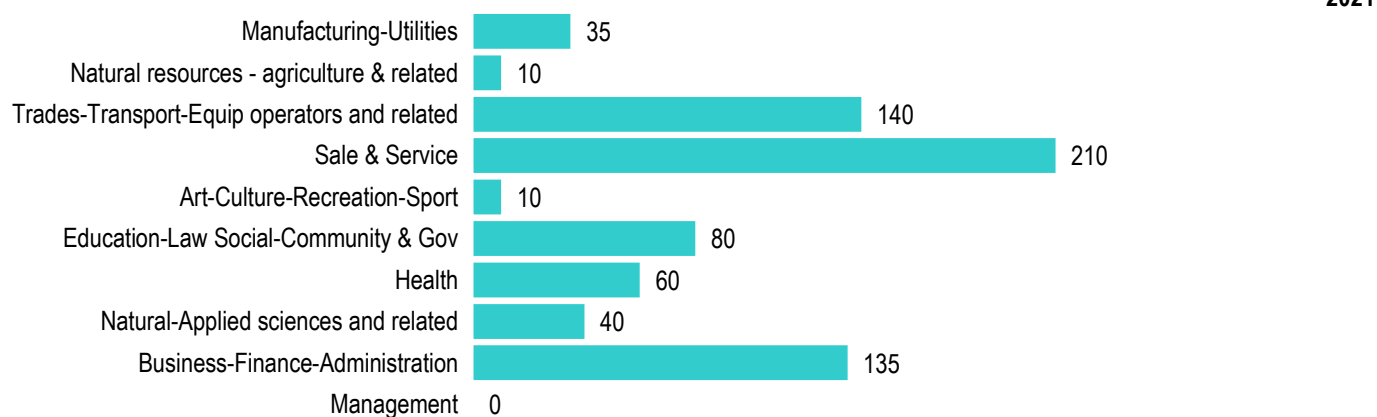
Source: Statistics Canada, Income Statistics Division, T1 Family File (T1FF) based on the final tax file, 2022

Personal Income



Source: Statistics Canada, Income Statistics Division, T1 Family File (T1FF) based on the final tax file, 2022

Major Occupation



Source: 2021 Census