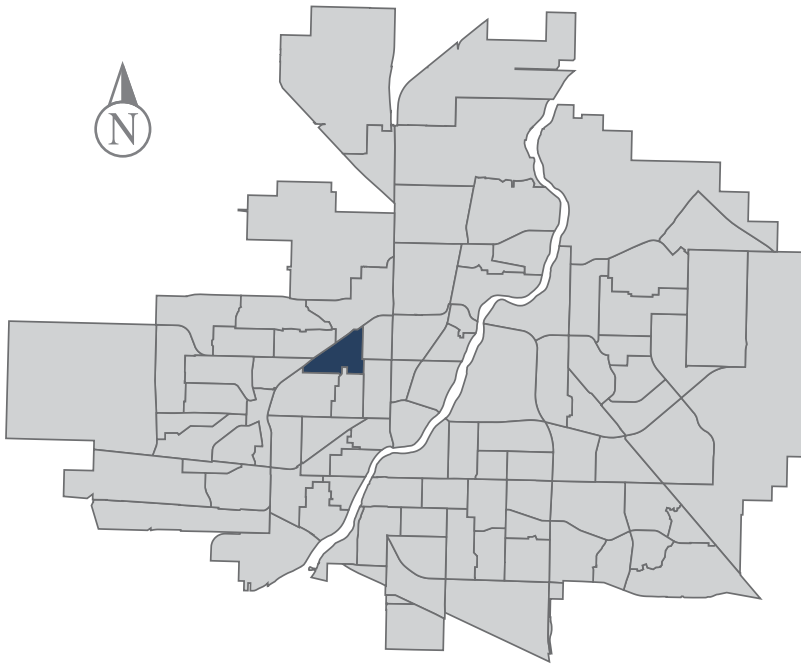


Hudson Bay Park

MUNICIPAL WARD 1



Population
2,304



COMMUNITY QUICK FACTS



62.0%

homeownership



\$267,417

average
sale price



\$40,000

median
personal
income



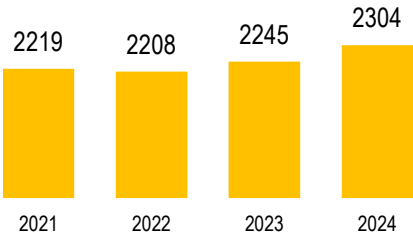
2.1

household
size



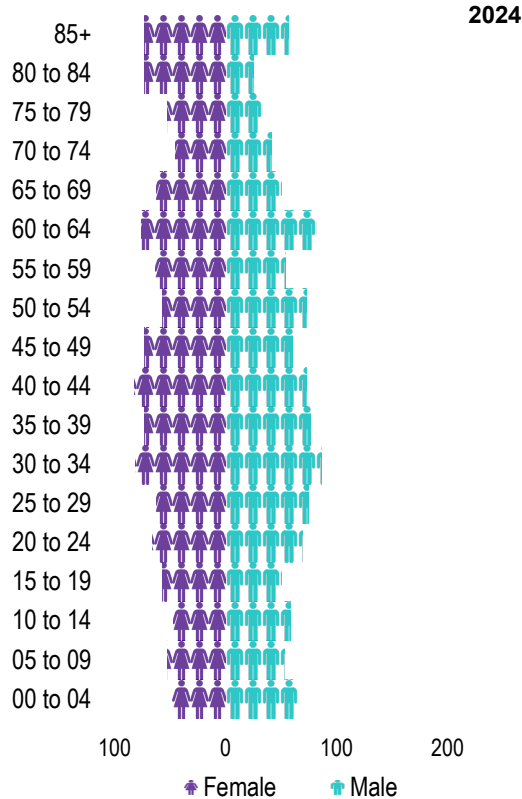
HUDSON BAY PARK

POPULATION



Source: eHealth Saskatchewan, 2024

Age Group



Source: eHealth Saskatchewan, 2024

Ethnic Diversity

* Higher number indicates greater diversity	2021
Hudson Bay Park	0.28
Saskatoon	0.46

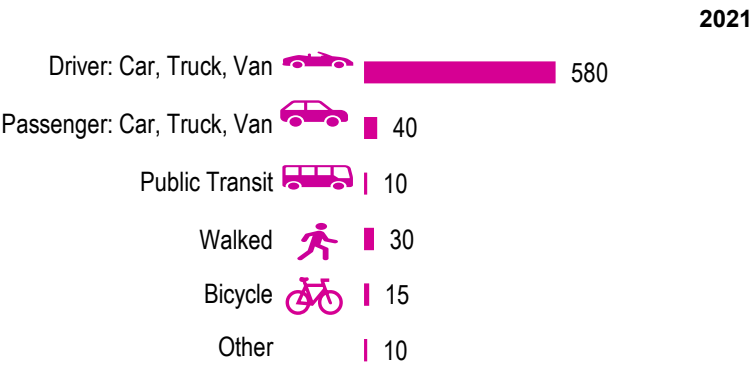
Source: 2021 Census

Mother Tongue

Top Languages	2021
English	1420
Tagalog (Pilipino, Filipino)	20
German	45
Cebuano	0
French	35
Ukrainian	20

Source: 2021 Census

Mode of Travel to Work



Source: 2021 Census Long Form

Registered Vehicles

	2022	2023
Total (LV & PV)	3629	1781
Per Person	1.6	0.8
Saskatoon Per Person	0.9	0.9

LV - light vehicles (commercial & private) PV - private passenger vehicle

Source: SGI

Education Level

No Certificate/diploma/degree	145
High school certificate or equivalent	335
Apprentice/trades certificate/diploma	115
College/CEGEP/non-university cert./dipl.	205
University diploma or degree	15

Source: 2021 Census Long Form

Postsecondary Enrolment

	2021	2022	2023
Saskatchewan Polytechnic	33	41	31
University of Saskatchewan	2	27	46

Source: Saskatchewan Polytechnic Administrative Office and University of Saskatchewan Registrar's Office

Enrolment by School

	2021	2022	2023
P - Saskatoon Public School			
Henry Kelsey School (p)	259	239	240
St. Edward School (s)	141	145	145
S - Greater Saskatoon Catholic Schools			

Source: Saskatoon Public School Division & Greater Saskatoon Catholic Schools

Household Structure

	2021
One-family households	370
Multiple-family households	0
Non-family households	420
Total one-parent families	105
Total households	845
Household size	2.1

Source: 2021 Census

Age of Dwelling

	2021
Before 1960	39%
1961-1980	44%
1981-1990	7%
1991-2000	3%
2001-2005	1%
2006-2010	0%
2011-2016	1%
2016-2021	4%

Source: 2021 Census

Housing Affordability

Median Multiple	2023
Saskatoon	4.21
Hudson Bay Park	3.09

Note: Median Multiple of 3.0 & under is rated as "affordable"

Source: City of Saskatoon, Assessment & Taxation and RBC Economics Research

Housing Costs

	2021
Average Owner's Major Payments	\$1,156
Average Gross Rent	\$1,268

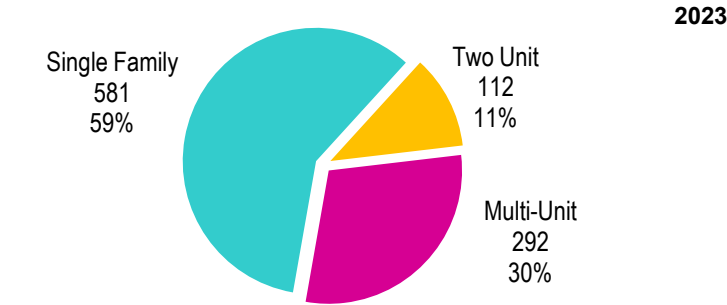
Source: 2021 Census

Housing by Tenure

	2021
Rented	38%
Owned	62%

Source: 2021 Census

Dwelling Unit Count (Livable Units)



Total Dwellings	985	
Neighbourhood Area	127.8 hectares	315.7 acres
Dwelling Units per Area	7.7 per hectare	3.1 per acre

Source: City of Saskatoon, Planning & Development

Real Estate Sales

2023	No. of Sales	Average Price
Condo Townhouse	0	\$ -
High Rise Apt Condo	0	\$ -
Low Rise Apt Condo	0	\$ -
Semi-detached	3	\$ 270,667
Semi-detached - two titles	0	\$ -
Single Family Dwelling	31	\$ 264,167

Source: City of Saskatoon, Assessment & Taxation

Park Space

2024	Hectares	Acres
Total Park Area	20.1	49.7
Population per Park Area	111.6	45.2

Park Type: N - Neighbourhood D - District MD - Multi-district
SU- Special Use I - Industrial

Henry Kelsey	N	11.5	28.5
Henry Kelsey North	N	1.5	3.6
Pierre Radisson	D	1.4	3.6
Riversdale Kiwanis	SU	5.7	14.0

Source: City of Saskatoon, Planning & Development

HUDSON BAY PARK

Voter Turn-out (%)

Provincial	2007	64%
Federal	2008	53%
Civic	2009	32%
Federal	2011	51%
Provincial	2011	53%
Civic	2012	31%
Federal	2015	62%
Provincial	2016	29%
Civic	2016	28%
Federal	2019	60%
Provincial	2020	45%
Civic	2020	22%

Source: City of Saskatoon, City Clerk's office; Elections Saskatchewan; and Elections Canada

Licensed Home-Based Businesses

	2022	2023
Saskatoon	5293	5531
Hudson Bay Park	34	42

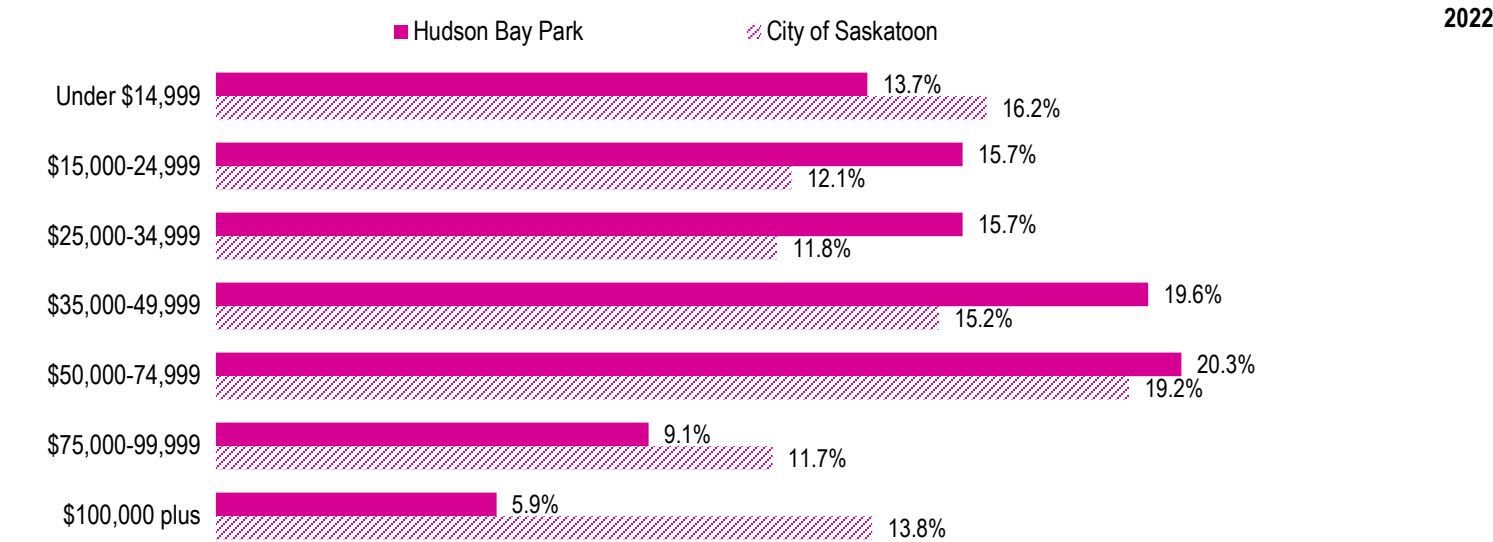
Source: City of Saskatoon, Business License Program

Labour Force

	Hudson Bay Park	Saskatoon
2022		
Labour Force Participation Rate	60.6%	69.3%
Economic Dependency Ratio	34.4%	18.5%
Median Total Income (personal)	\$38,140	\$44,650
Provincial Index of Median Income (base=100)	88.20	103.30
Canadian Index of Median Income (base=100)	88.50	103.60

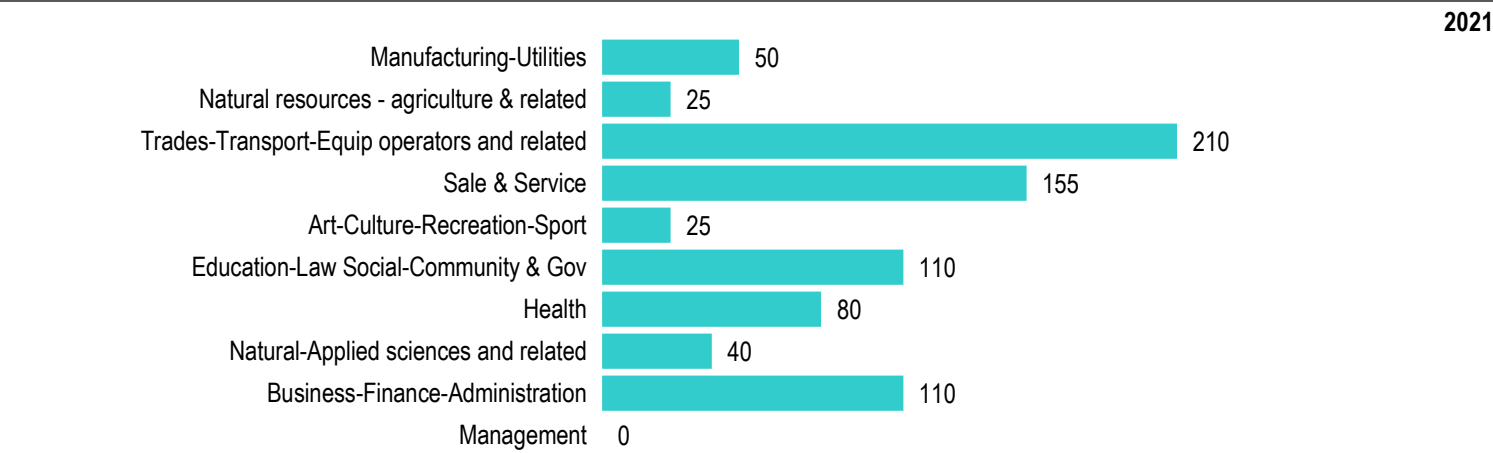
Source: Statistics Canada, Income Statistics Division, T1 Family File (T1FF) based on the final tax file, 2022

Personal Income



Source: Statistics Canada, Income Statistics Division, T1 Family File (T1FF) based on the final tax file, 2022

Major Occupation



Source: 2021 Census