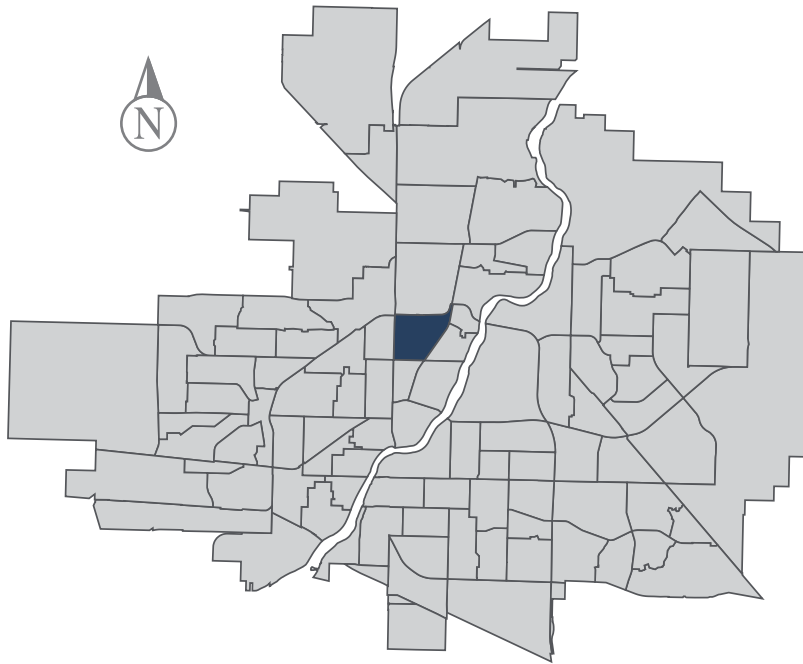


# Kelsey-Woodlawn

## MUNICIPAL WARD 1



Population  
824



## COMMUNITY QUICK FACTS



56.0%

homeownership



\$314,301

average  
sale price



\$38,800

median  
personal  
income

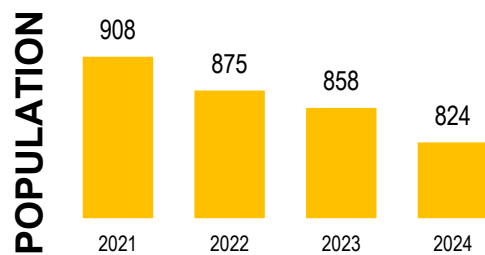


2.2

household  
size



# KELSEY-WOODLAWN



Source: eHealth Saskatchewan, 2024

## Age Group



Source: eHealth Saskatchewan, 2024

## Ethnic Diversity

* Higher number indicates greater diversity	<b>2021</b>
Kelsey-Woodlawn	0.14
Saskatoon	0.46

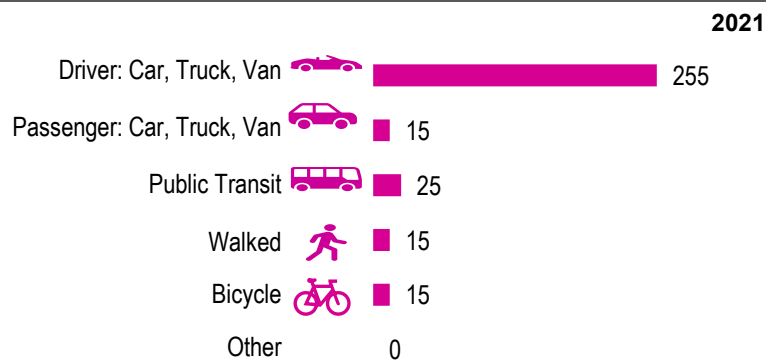
Source: 2021 Census

## Mother Tongue

<b>Top Languages</b>	<b>2021</b>
English	740
Tagalog (Pilipino, Filipino)	25
Spanish	0
Dene	0
Cree, n.o.s.	0

Source: 2021 Census

## Mode of Travel to Work



Source: 2021 Census Long Form

## Registered Vehicles

	<b>2022</b>	<b>2023</b>
Total (LV & PV)	1319	1869
Per Person	1.5	2.2
Saskatoon Per Person	0.9	0.9

LV - light vehicles (commercial & private) PV - private passenger vehicle

Source: SGI

## Education Level

	<b>2021</b>
No Certificate/diploma/degree	70
High school certificate or equivalent	180
Apprentice/trades certificate/diploma	45
College/CEGEP/non-university cert./dipl.	100
University diploma or degree	0

Source: 2021 Census Long Form

## Postsecondary Enrolment

	<b>2021</b>	<b>2022</b>	<b>2023</b>
Saskatchewan Polytechnic	14	13	10
University of Saskatchewan	17	19	17

Source: Saskatchewan Polytechnic Administrative Office and University of Saskatchewan Registrar's Office

## Enrolment by School

	<b>2021</b>	<b>2022</b>	<b>2023</b>
P- Saskatoon Public School			
S - Greater Saskatoon Catholic Schools			
St. Michael School (s)	143	161	161

Source: Saskatoon Public School Division & Greater Saskatoon Catholic Schools

## Household Structure

	2021
One-family households	170
Multiple-family households	0
Non-family households	190
Total one-parent families	65
Total households	385
Household size	2.2

Source: 2021 Census

## Age of Dwelling

	2021
Before 1960	59%
1961-1980	28%
1981-1990	4%
1991-2000	0%
2001-2005	0%
2006-2010	0%
2011-2016	3%
2016-2021	4%

Source: 2021 Census

## Housing Affordability

Median Multiple	2023
Saskatoon	4.21
Kelsey-Woodlawn	2.31

Note: Median Multiple of 3.0 & under is rated as "affordable"

Source: City of Saskatoon, Assessment & Taxation and RBC Economics Research

## Housing Costs

	2021
Average Owner's Major Payments	\$1,230
Average Gross Rent	\$1,200

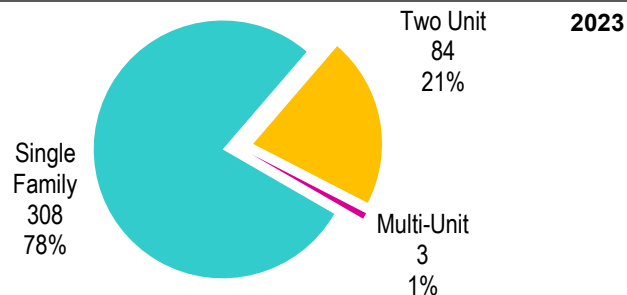
Source: 2021 Census

## Housing by Tenure

	2021
Rented	44%
Owned	56%

Source: 2021 Census

## Dwelling Unit Count (Livable Units)



Total Dwellings	395	
Neighbourhood Area	161.6 hectares	399.4 acres
Dwelling Units per Area	2.4 per hectare	1.0 per acre

Source: City of Saskatoon, Planning & Development

## Real Estate Sales

2023	No. of Sales	Average Price
Condo Townhouse	0	\$ -
High Rise Apt Condo	0	\$ -
Low Rise Apt Condo	0	\$ -
Semi-detached	0	\$ -
Semi-detached - two titles	2	\$ 408,170
Single Family Dwelling	19	\$ 220,432

Source: City of Saskatoon, Assessment & Taxation

## Park Space

2024	Hectares	Acres
Total Park Area	3.3	8.1
Population per Park Area	262.0	106.0

Park Type: N - Neighbourhood D - District MD - Multi-district  
SU- Special Use I - Industrial

Dr J Valens	N	0.8	2.1
Szumigalski	D	2.4	6.0

Source: City of Saskatoon, Planning & Development

# KELSEY-WOODLAWN

## Voter Turn-out (%)

Provincial	2007	68%
Federal	2008	30%
Civic	2009	21%
Federal	2011	32%
Provincial	2011	36%
Civic	2012	18%
Federal	2015	60%
Provincial	2016	22%
Civic	2016	36%
Federal	2019	61%
Provincial	2020	50%
Civic	2020	21%

Source: City of Saskatoon, City Clerk's office; Elections Saskatchewan; and Elections Canada

## Licensed Home-Based Businesses

	2022	2023
Saskatoon	5293	5531
Kelsey-Woodlawn	13	242

Source: City of Saskatoon, Business License Program

## Labour Force

### Labour Force Participation Rate

### Economic Dependency Ratio

### Median Total Income (personal)

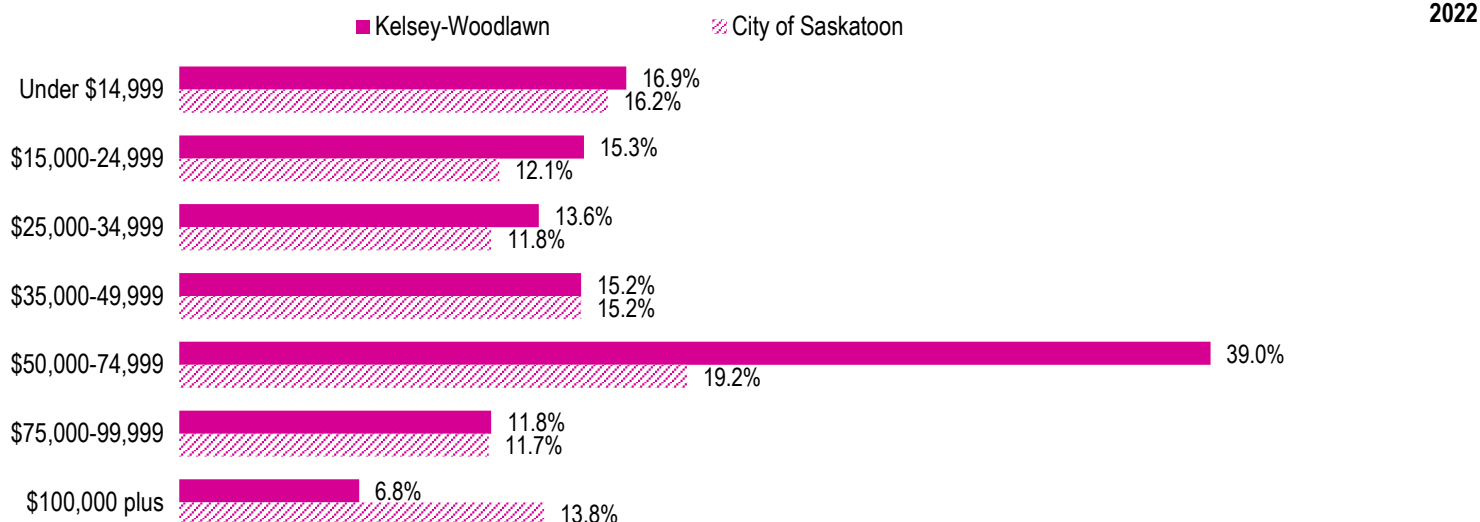
### Provincial Index of Median Income (base=100)

### Canadian Index of Median Income (base=100)

	2022	2023
Kelsey-Woodlawn	68.6%	69.3%
Saskatoon	23.0%	18.5%
Kelsey-Woodlawn	\$40,120	\$44,650
Saskatoon	92.80	103.30
Kelsey-Woodlawn	93.10	103.60

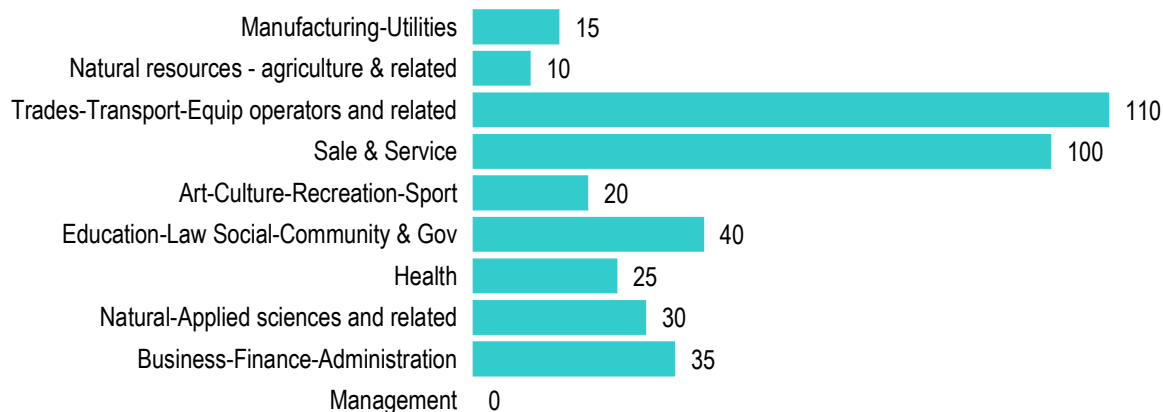
Source: Statistics Canada, Income Statistics Division, T1 Family File (T1FF) based on the final tax file, 2022

## Personal Income



Source: Statistics Canada, Income Statistics Division, T1 Family File (T1FF) based on the final tax file, 2022

## Major Occupation



Source: 2021 Census