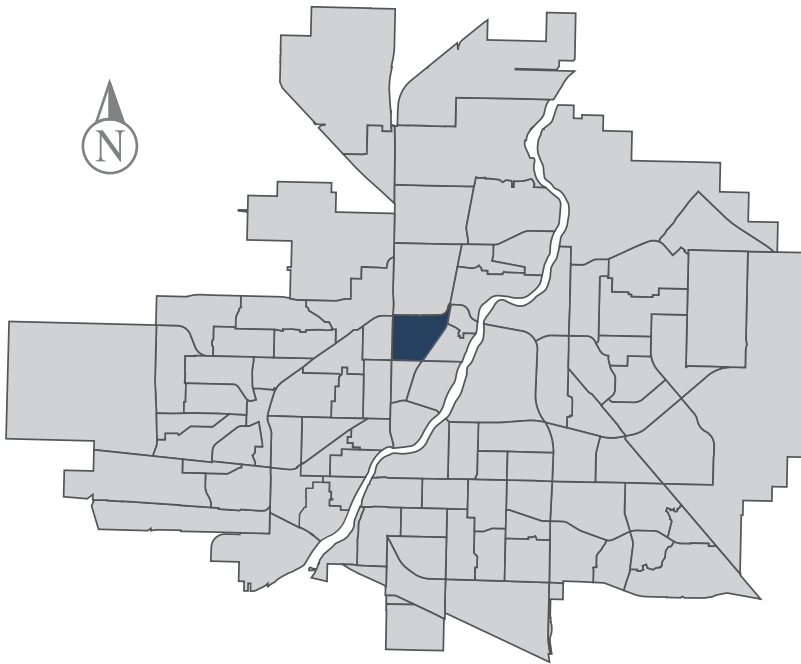


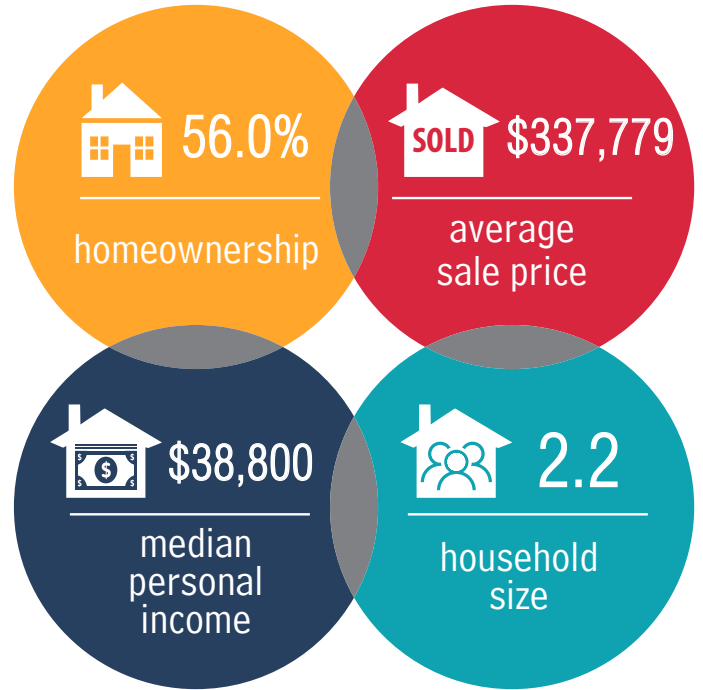
# Kelsey-Woodlawn

## MUNICIPAL WARD 1

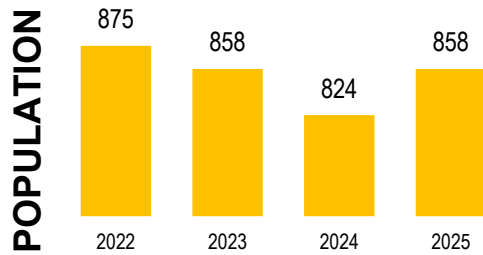
 Population  
858



## COMMUNITY QUICK FACTS

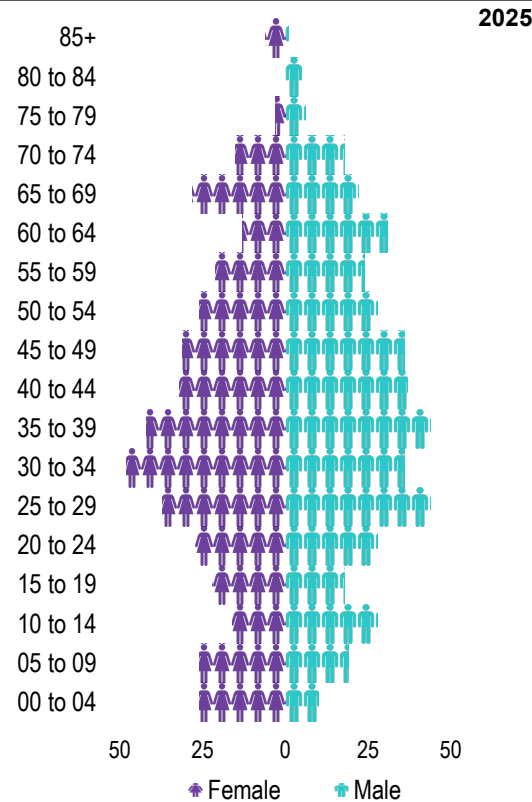


# KELSEY-WOODLAWN



Source: eHealth Saskatchewan, 2025

## Age Group



Source: eHealth Saskatchewan, 2025

## Ethnic Diversity

|   | 2021 |
|---|------|
| * Higher number indicates greater diversity |      |
| Kelsey-Woodlawn                             | 0.14 |
| Saskatoon                                   | 0.46 |

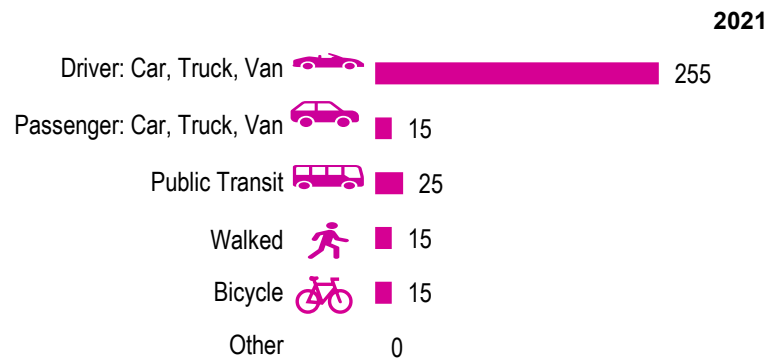
Source: 2021 Census

## Mother Tongue

| Top Languages                | 2021 |
|------------------------------|------|
| English                      | 740  |
| Tagalog (Pilipino, Filipino) | 25   |
| Spanish                      | 0    |
| Dene                         | 0    |
| Cree, n.o.s.                 | 0    |

Source: 2021 Census

## Mode of Travel to Work



Source: 2021 Census Long Form

## Registered Vehicles

|                      | 2023 | 2024 |
|----------------------|------|------|
| Total (LV & PV)      | 1869 | 1129 |
| Per Person           | 2.2  | 1.3  |
| Saskatoon Per Person | 0.9  | 0.7  |

LV - light vehicles (commercial & private) PV - private passenger vehicle

Source: SGI

## Education Level

|  | 2021 |
|--|------|
| No Certificate/diploma/degree            | 70   |
| High school certificate or equivalent    | 180  |
| Apprentice/trades certificate/diploma    | 45   |
| College/CEGEP/non-university cert./dipl. | 100  |
| University diploma or degree             | 0    |

Source: 2021 Census Long Form

## Postsecondary Enrolment

|                            | 2022 | 2023 | 2024 |
|----------------------------|------|------|------|
| Saskatchewan Polytechnic   | 13   | 10   | 7    |
| University of Saskatchewan | 19   | 17   | 14   |

Source: Saskatchewan Polytechnic Administrative Office and University of Saskatchewan Registrar's Office

## Enrolment by School

|  | 2022 | 2023 | 2024 |
|--|------|------|------|
| P- Saskatoon Public School             |      |      |      |
| S - Greater Saskatoon Catholic Schools |      |      |      |
| St. Michael School (s)                 | 161  | 161  | 152  |

Source: Saskatoon Public School Division & Greater Saskatoon Catholic Schools

## Household Structure

|                            | 2021 |
|----------------------------|------|
| One-family households      | 170  |
| Multiple-family households | 0    |
| Non-family households      | 190  |
| Total one-parent families  | 65   |
| Total households           | 385  |
| Household size             | 2.2  |

Source: 2021 Census

## Age of Dwelling

|             | 2021 |
|-------------|------|
| Before 1960 | 59%  |
| 1961-1980   | 28%  |
| 1981-1990   | 4%   |
| 1991-2000   | 0%   |
| 2001-2005   | 0%   |
| 2006-2010   | 0%   |
| 2011-2016   | 3%   |
| 2016-2021   | 4%   |

Source: 2021 Census

## Housing Affordability

|                 | 2024 |
|-----------------|------|
| Median Multiple |      |
| Saskatoon       | 3.96 |
| Kelsey-Woodlawn | 2.46 |

Note: Median Multiple of 3.0 & under is rated as "affordable"

Source: City of Saskatoon, Assessment & Taxation and RBC Economics Research

## Housing Costs

|                                | 2021    |
|--------------------------------|---------|
| Average Owner's Major Payments | \$1,230 |
| Average Gross Rent             | \$1,200 |

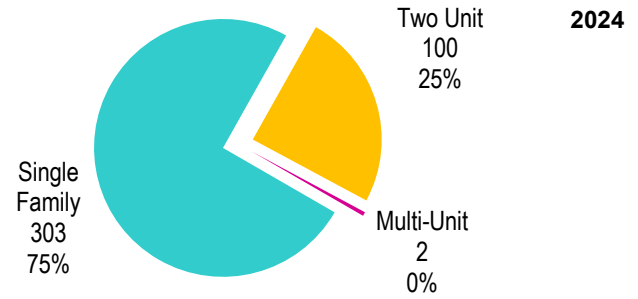
Source: 2021 Census

## Housing by Tenure

|        | 2021 |
|--------|------|
| Rented | 44%  |
| Owned  | 56%  |

Source: 2021 Census

## Dwelling Unit Count (Livable Units)



|                         |                              |
|-------------------------|------------------------------|
| Total Dwellings         | 405                          |
| Neighbourhood Area      | 161.6 hectares 399.4 acres   |
| Dwelling Units per Area | 2.5 per hectare 1.0 per acre |

Source: City of Saskatoon, Planning & Development

## Real Estate Sales

| 2024                       | No. of Sales | Average Price |
|----------------------------|--------------|---------------|
| Condo Townhouse            | 0            | \$ -          |
| High Rise Apt Condo        | 0            | \$ -          |
| Low Rise Apt Condo         | 0            | \$ -          |
| Semi-detached              | 3            | \$ 393,167    |
| Semi-detached - two titles | 1            | \$ 399,900    |
| Single Family Dwelling     | 26           | \$ 220,269    |

Source: City of Saskatoon, Assessment & Taxation

## Park Space

| 2025                     | Hectares | Acres |
|--------------------------|----------|-------|
| Total Park Area          | 3.3      | 8.1   |
| Population per Park Area | 262.0    | 106.0 |

Park Type: N - Neighbourhood D - District MD - Multi-district  
SU - Special Use I - Industrial

|             |   |     |     |
|-------------|---|-----|-----|
| Dr J Valens | N | 0.8 | 2.1 |
| Szumigalski | D | 2.4 | 6.0 |

Source: City of Saskatoon, Planning & Development

# KELSEY-WOODLAWN

## Voter Turn-out (%)

|            |      |     |
|------------|------|-----|
| Federal    | 2011 | 32% |
| Provincial | 2011 | 36% |
| Civic      | 2012 | 18% |
| Federal    | 2015 | 60% |
| Provincial | 2016 | 22% |
| Civic      | 2016 | 36% |
| Federal    | 2019 | 61% |
| Provincial | 2020 | 50% |
| Civic      | 2020 | 21% |
| Provincial | 2021 | 50% |
| Civic      | 2024 | 21% |
| Provincial | 2024 | 52% |

Source: City of Saskatoon, City Clerk's office; Elections Saskatchewan; and Elections Canada

## Licensed Home-Based Businesses

|                 | 2023 | 2024 |
|-----------------|------|------|
| Saskatoon       | 5531 | 5334 |
| Kelsey-Woodlawn | 242  | 12   |

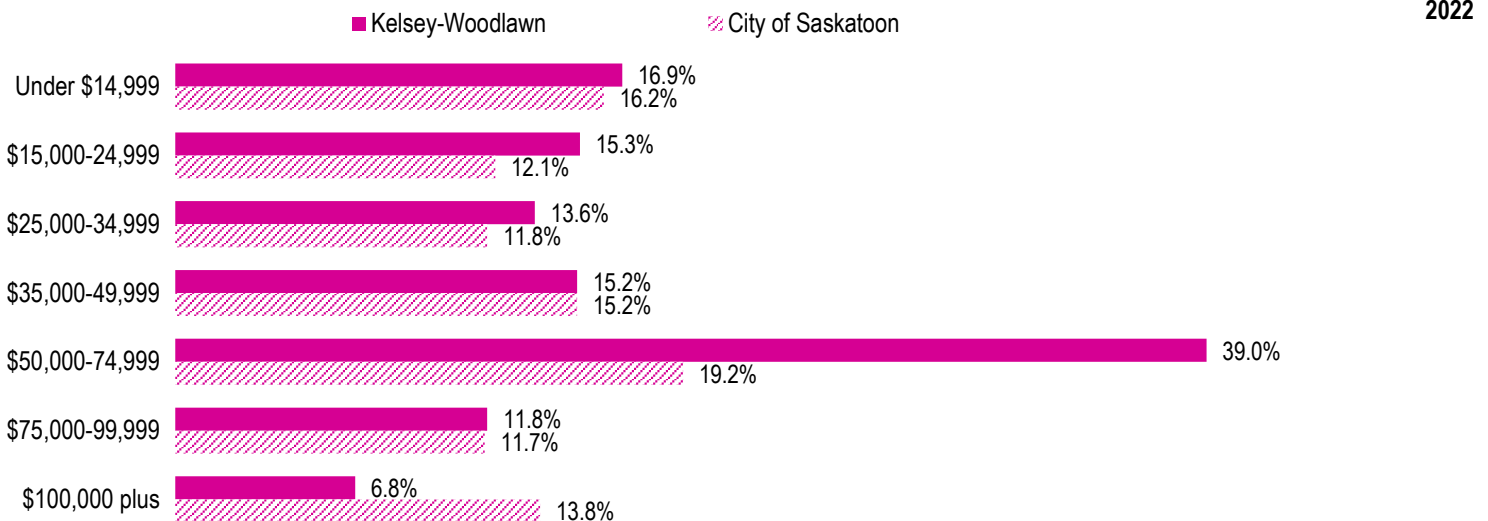
Source: City of Saskatoon, Business License Program

## Labour Force

|  | 2022            |           |
|--|-----------------|-----------|
|  | Kelsey-Woodlawn | Saskatoon |
| Labour Force Participation Rate              | 68.6%           | 69.3%     |
| Economic Dependency Ratio                    | 23.0%           | 18.5%     |
| Median Total Income (personal)               | \$40,120        | \$44,650  |
| Provincial Index of Median Income (base=100) | 92.80           | 103.30    |
| Canadian Index of Median Income (base=100)   | 93.10           | 103.60    |

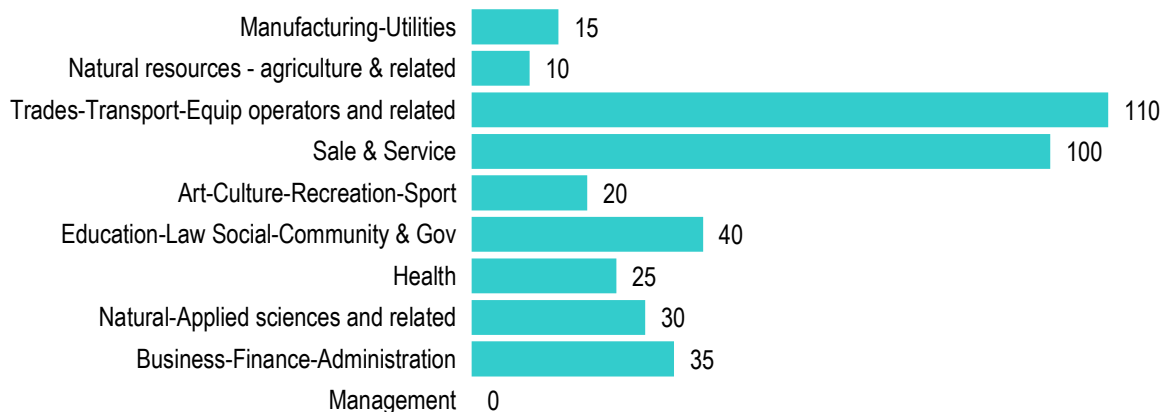
Source: Statistics Canada, Income Statistics Division, T1 Family File (T1FF) based on the final tax file, 2022 (Data updates unavailable until 2027)

## Personal Income



Source: Statistics Canada, Income Statistics Division, T1 Family File (T1FF) based on the final tax file, 2022 (Data updates unavailable until 2027)

## Major Occupation



Source: 2021 Census