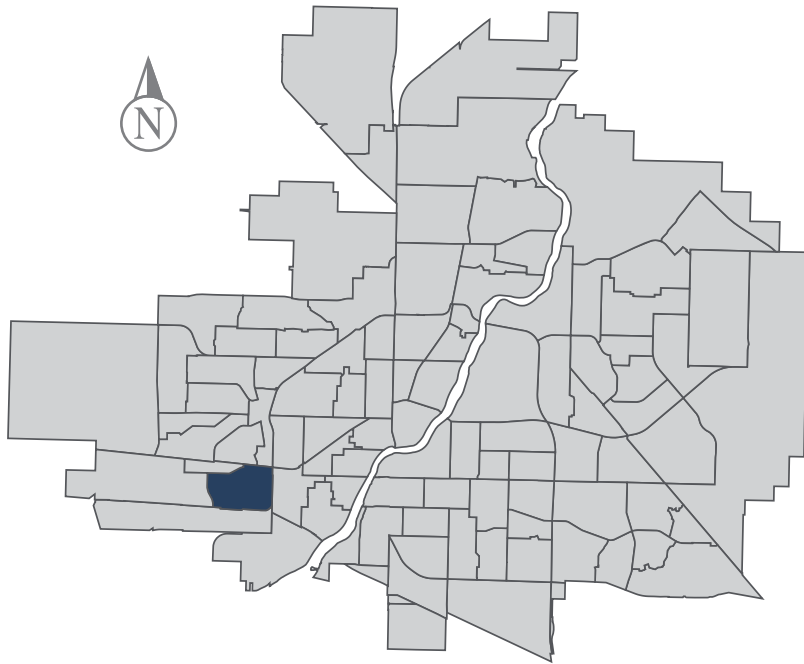


# Montgomery Place

## MUNICIPAL WARD 2



Population  
3,360



## COMMUNITY QUICK FACTS



77.0%

homeownership



\$548,360

average  
sale price



\$32,400

median  
personal  
income

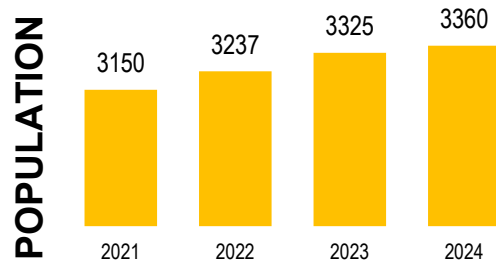


2.5

household  
size



# MONTGOMERY PLACE



Source: eHealth Saskatchewan, 2024

## Age Group



Source: eHealth Saskatchewan, 2024

## Ethnic Diversity

* Higher number indicates greater diversity	<b>2021</b>
Montgomery Place	0.11
Saskatoon	0.46

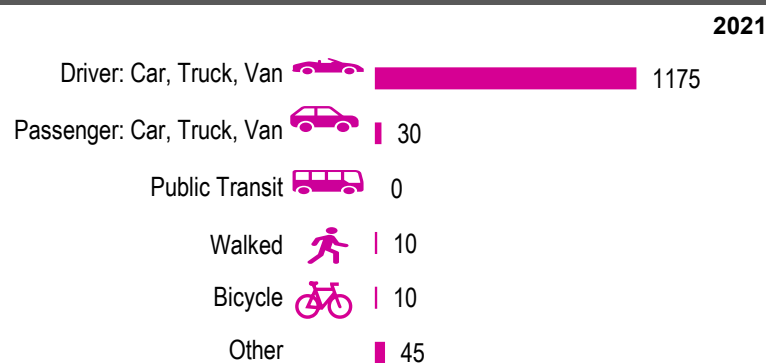
Source: 2021 Census

## Mother Tongue

<b>Top Languages</b>	<b>2021</b>
English	2935
French	30
Spanish	0
Ukrainian	50
Bengali	0

Source: 2021 Census

## Mode of Travel to Work



Source: 2021 Census Long Form

## Registered Vehicles

	<b>2022</b>	<b>2023</b>
Total (LV & PV)	3874	3931
Per Person	1.2	1.2
Saskatoon Per Person	0.9	0.9

LV - light vehicles (commercial & private) PV - private passenger vehicle

Source: SGI

## Education Level

	<b>2021</b>
No Certificate/diploma/degree	120
High school certificate or equivalent	445
Apprentice/trades certificate/diploma	260
College/CEGEP/non-university cert./dipl.	335
University diploma or degree	95

Source: 2021 Census Long Form

## Postsecondary Enrolment

	<b>2021</b>	<b>2022</b>	<b>2023</b>
Saskatchewan Polytechnic	31	29	26
University of Saskatchewan	0	75	78

Source: Saskatchewan Polytechnic Administrative Office and University of Saskatchewan Registrar's Office

## Enrolment by School

	<b>2021</b>	<b>2022</b>	<b>2023</b>
P- Saskatoon Public School			
S - Greater Saskatoon Catholic Schools			
Montgomery School (p)	271	287	275
St. Dominic School (s)	190	193	193

Source: Saskatoon Public School Division & Greater Saskatoon Catholic Schools

## Household Structure

	2021
One-family households	840
Multiple-family households	0
Non-family households	270
Total one-parent families	115
Total households	1165
Household size	2.5

Source: 2021 Census

## Age of Dwelling

	2021
Before 1960	19%
1961-1980	39%
1981-1990	13%
1991-2000	3%
2001-2005	1%
2006-2010	4%
2011-2016	11%
2016-2021	10%

Source: 2021 Census

## Housing Affordability

Median Multiple	2023
Saskatoon	4.21
Montgomery Place	5.09

Note: Median Multiple of 3.0 & under is rated as "affordable"

Source: City of Saskatoon, Assessment & Taxation and RBC Economics Research

## Housing Costs

	2021
Average Owner's Major Payments	\$1,520
Average Gross Rent	\$1,420

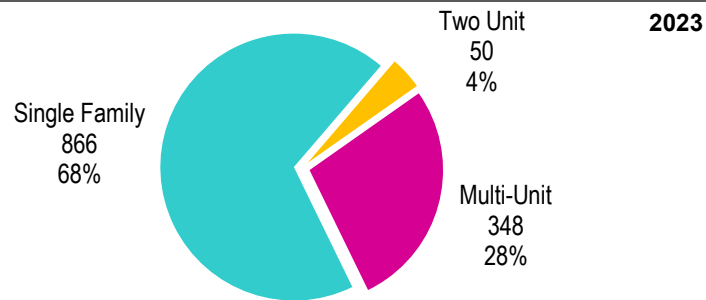
Source: 2021 Census

## Housing by Tenure

	2021
Rented	23%
Owned	77%

Source: 2021 Census

## Dwelling Unit Count (Livable Units)



Total Dwellings	1264	
Neighbourhood Area	193.3 hectares	477.7 acres
Dwelling Units per Area	6.5 per hectare	2.6 per acre

Source: City of Saskatoon, Planning & Development

## Real Estate Sales

2023	No. of Sales	Average Price
Condo Townhouse	0	\$ -
High Rise Apt Condo	0	\$ -
Low Rise Apt Condo	0	\$ -
Semi-detached	0	\$ -
Semi-detached - two titles	0	\$ -
Single Family Dwelling	30	\$ 548,360

Source: City of Saskatoon, Assessment & Taxation

## Park Space

2024	Hectares	Acres
Total Park Area	6.2	15.3
Population per Park Area	538.1	217.8

Park Type: N - Neighbourhood D - District MD - Multi-district  
SU- Special Use I - Industrial

Gougeon	N	0.9	2.3
Lt Colonel D Walker	N	0.8	1.9
Lt General GG Simonds	N	1.1	2.8
Montgomery	N	3.4	8.3

Source: City of Saskatoon, Planning & Development

# MONTGOMERY PLACE

## Voter Turn-out (%)

Provincial	2007	75%
Federal	2008	60%
Civic	2009	36%
Federal	2011	62%
Provincial	2011	62%
Civic	2012	42%
Federal	2015	80%
Provincial	2016	47%
Civic	2016	46%
Federal	2019	76%
Provincial	2020	57%
Civic	2020	30%

Source: City of Saskatoon, City Clerk's office; Elections Saskatchewan; and Elections Canada

## Licensed Home-Based Businesses

	2022	2023
Saskatoon	5293	5531
Montgomery Place	93	86

Source: City of Saskatoon, Business License Program

## Labour Force

### Labour Force Participation Rate

### Economic Dependency Ratio

### Median Total Income (personal)

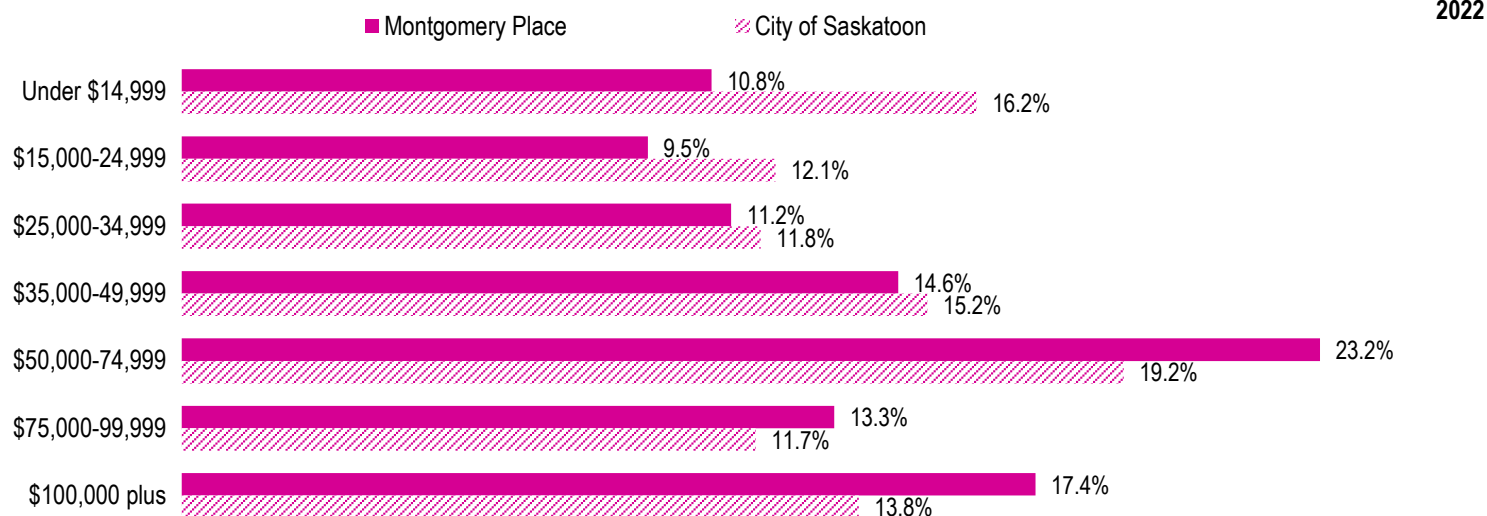
### Provincial Index of Median Income (base=100)

### Canadian Index of Median Income (base=100)

	2022	2023
Montgomery Place	68.3%	69.3%
Saskatoon	18.7%	18.5%
Montgomery Place	\$54,160	\$44,650
Saskatoon	125.30	103.30
Montgomery Place	125.70	103.60
Saskatoon		

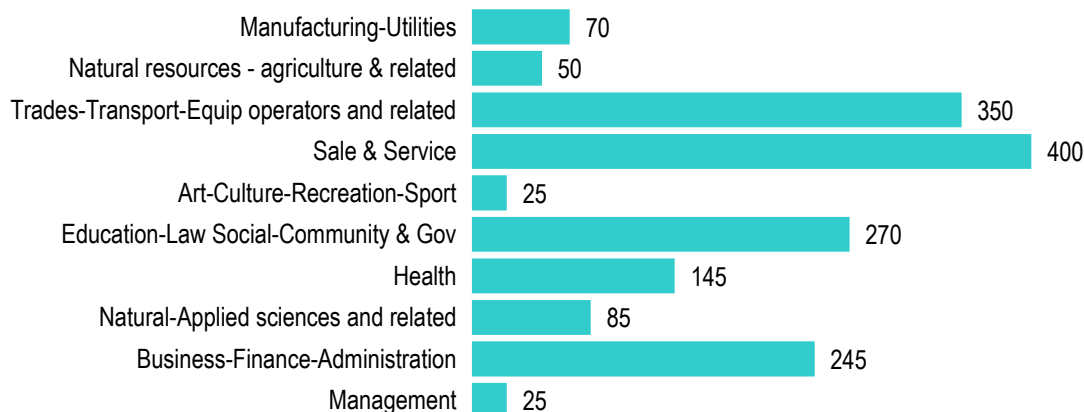
Source: Statistics Canada, Income Statistics Division, T1 Family File (T1FF) based on the final tax file, 2022

## Personal Income



Source: Statistics Canada, Income Statistics Division, T1 Family File (T1FF) based on the final tax file, 2022

## Major Occupation



Source: 2021 Census