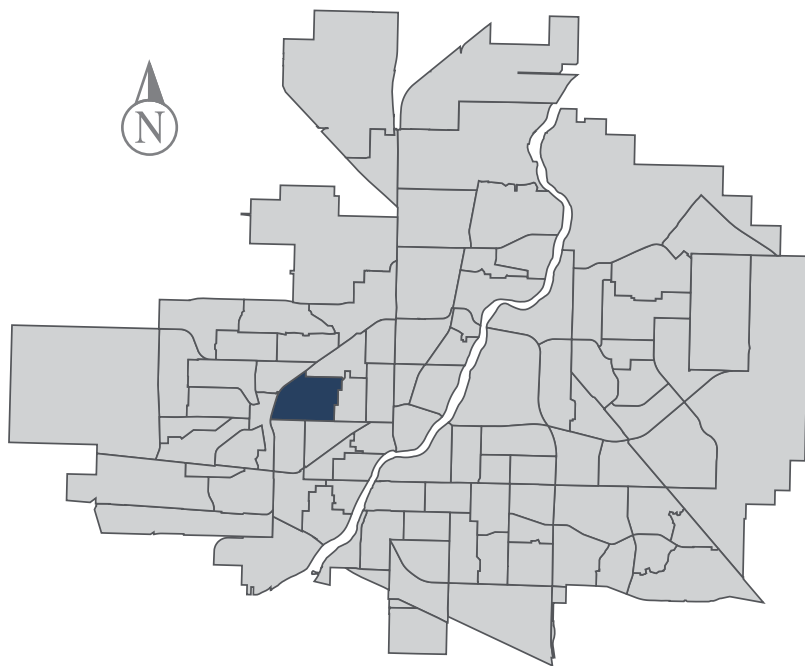


Mount Royal

MUNICIPAL WARD 4



Population
5,578



COMMUNITY QUICK FACTS



61.0%

homeownership



\$186,339

average
sale price



\$50,800

median
personal
income

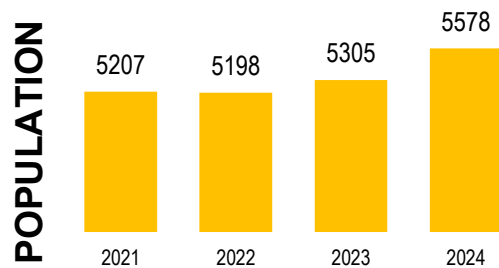


2.4

household
size

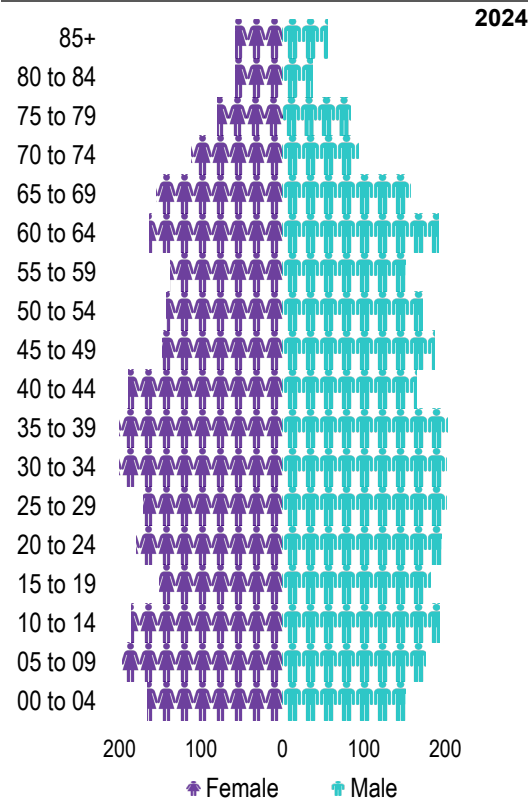


MOUNT ROYAL



Source: eHealth Saskatchewan, 2024

Age Group



Source: eHealth Saskatchewan, 2024

Ethnic Diversity

* Higher number indicates greater diversity

	2021
Mount Royal	0.52
Saskatoon	0.46

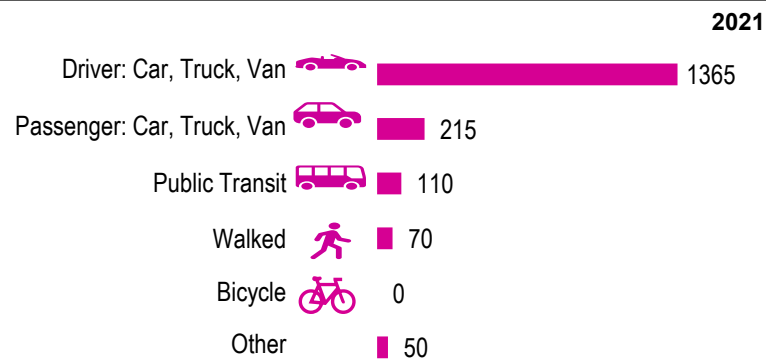
Source: 2021 Census

Mother Tongue

Top Languages	2021
English	3410
Tagalog (Pilipino, Filipino)	315
Bengali	90
Ukrainian	65
Spanish	25

Source: 2021 Census

Mode of Travel to Work



Source: 2021 Census Long Form

Registered Vehicles

	2022	2023
Total (LV & PV)	3678	3751
Per Person	0.7	0.7
Saskatoon Per Person	0.9	0.9

LV - light vehicles (commercial & private) PV - private passenger vehicle

Source: SGI

Education Level

2021

No Certificate/diploma/degree	380
High school certificate or equivalent	885
Apprentice/trades certificate/diploma	260
College/CEGEP/non-university cert./dipl.	440
University diploma or degree	85

Source: 2021 Census Long Form

Postsecondary Enrolment

	2021	2022	2023
Saskatchewan Polytechnic	48	69	77
University of Saskatchewan	0	91	95

Source: Saskatchewan Polytechnic Administrative Office and University of Saskatchewan Registrar's Office

Enrolment by School

	2021	2022	2023
P- Saskatoon Public School			
Howard Coad School (p)	262	292	311
Mount Royal Collegiate (p)	756	582	847
St. Gerard School (s)	410	392	392
St. Maria Goretti (s)	169	187	187
Royal West Campus (p)	263	142	N/A
S - Greater Saskatoon Catholic Schools			

Source: Saskatoon Public School Division & Greater Saskatoon Catholic Schools

Household Structure

	2021
One-family households	900
Multiple-family households	10
Non-family households	765
Total one-parent families	275
Total households	1820
Household size	2.4

Source: 2021 Census

Age of Dwelling

	2021
Before 1960	44%
1961-1980	44%
1981-1990	4%
1991-2000	3%
2001-2005	1%
2006-2010	1%
2011-2016	1%
2016-2021	1%

Source: 2021 Census

Housing Affordability

Median Multiple	2023
Saskatoon	4.21
Mount Royal	2.93

Note: Median Multiple of 3.0 & under is rated as "affordable"

Source: City of Saskatoon, Assessment & Taxation and RBC Economics Research

Housing Costs

	2021
Average Owner's Major Payments	\$1,216
Average Gross Rent	\$1,000

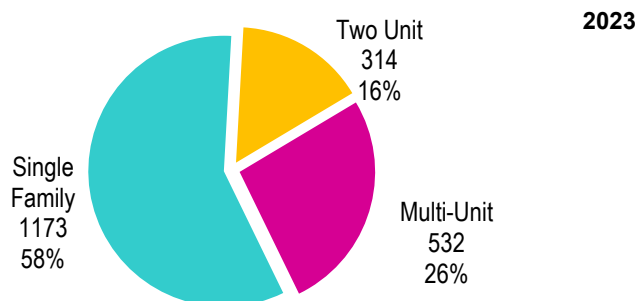
Source: 2021 Census

Housing by Tenure

	2021
Rented	39%
Owned	61%

Source: 2021 Census

Dwelling Unit Count (Livable Units)



Total Dwellings	2019	
Neighbourhood Area	198.2 hectares	489.7 acres
Dwelling Units per Area	10.2 per hectare	4.1 per acre

Source: City of Saskatoon, Planning & Development

Real Estate Sales

2023	No. of Sales	Average Price
Condo Townhouse	3	\$ 116,000
High Rise Apt Condo	0	\$ -
Low Rise Apt Condo	0	\$ -
Semi-detached	1	\$ 187,000
Semi-detached - two titles	0	\$ -
Single Family Dwelling	73	\$ 256,018

Source: City of Saskatoon, Assessment & Taxation

Park Space

2024	Hectares	Acres
Total Park Area	11.3	27.9
Population per Park Area	470.0	190.2

Park Type: N - Neighbourhood D - District MD - Multi-district
SU- Special Use I - Industrial

Mount Royal	D	3.2	7.8
Riversdale Kiwanis	SU	1.9	4.8
Sifton	N	6.2	15.3

Source: City of Saskatoon, Planning & Development

MOUNT ROYAL

Voter Turn-out (%)

Provincial	2007	70%
Federal	2008	50%
Civic	2009	28%
Federal	2011	53%
Provincial	2011	55%
Civic	2012	26%
Federal	2015	65%
Provincial	2016	31%
Civic	2016	23%
Federal	2019	59%
Provincial	2020	44%
Civic	2020	18%

Source: City of Saskatoon, City Clerk's office; Elections Saskatchewan; and Elections Canada

Licensed Home-Based Businesses

	2022	2023
Saskatoon	5293	5531
Mount Royal	65	102

Source: City of Saskatoon, Business License Program

Labour Force

Labour Force Participation Rate

Economic Dependency Ratio

Median Total Income (personal)

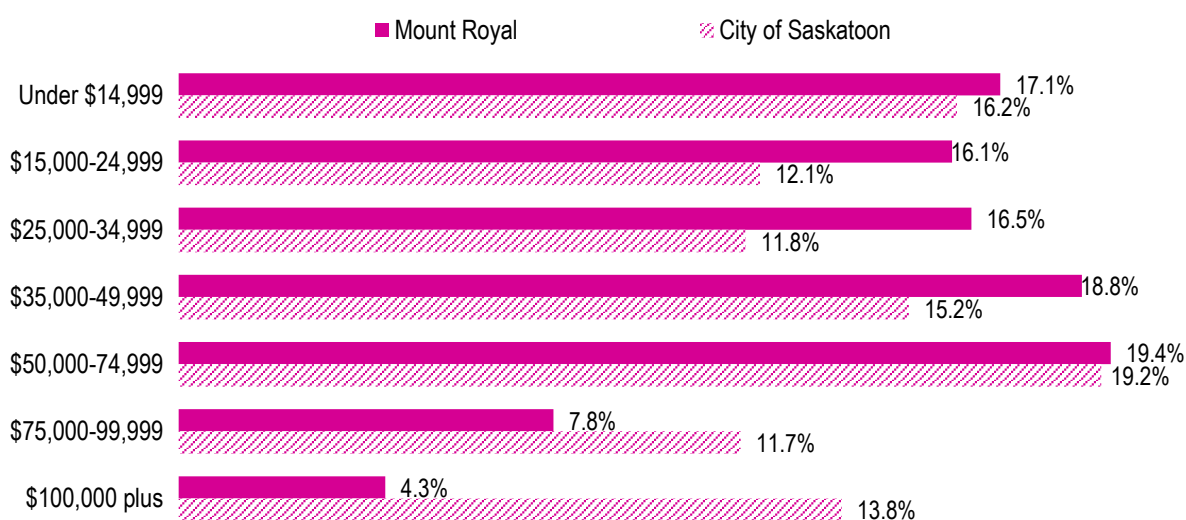
Provincial Index of Median Income (base=100)

Canadian Index of Median Income (base=100)

	2022	2023
Mount Royal	Saskatoon	
61.9%	69.3%	
35.4%	18.5%	
\$35,230	\$44,650	
81.50	103.30	
81.80	103.60	

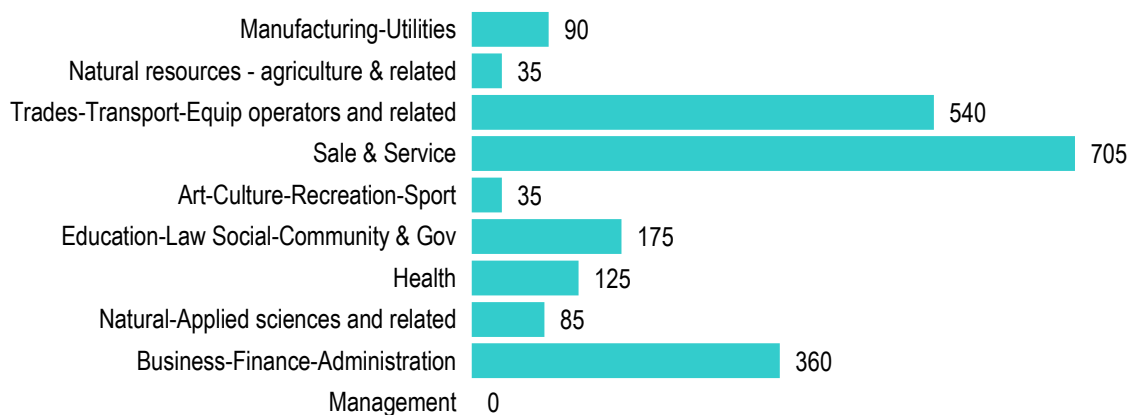
Source: Statistics Canada, Income Statistics Division, T1 Family File (T1FF) based on the final tax file, 2022

Personal Income



Source: Statistics Canada, Income Statistics Division, T1 Family File (T1FF) based on the final tax file, 2022

Major Occupation



Source: 2021 Census