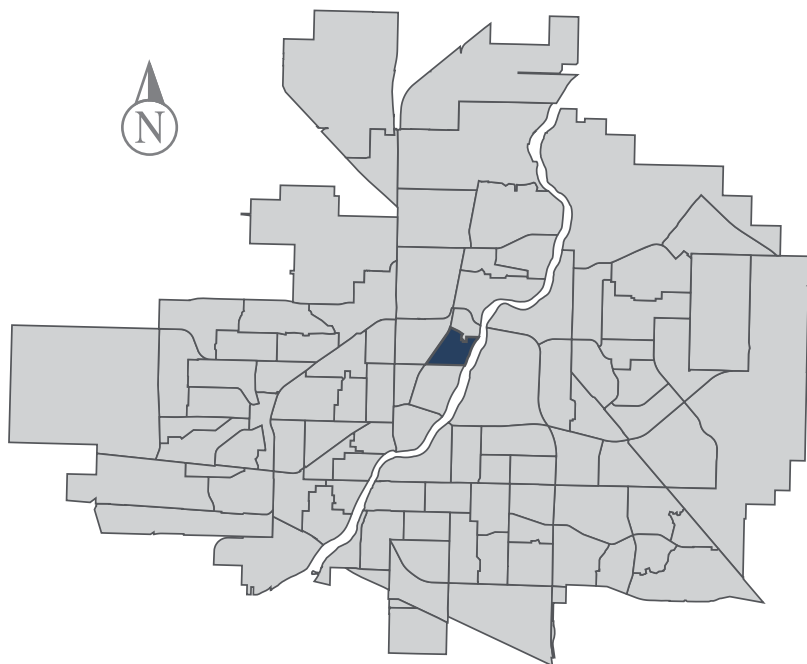


North Park

MUNICIPAL WARD 1



Population
2,134



COMMUNITY QUICK FACTS



58.0%

homeownership



\$391,459

average
sale price



\$34,800

median
personal
income



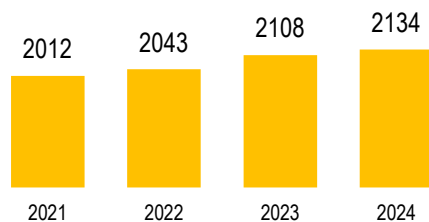
2.1

household
size




NORTH PARK

POPULATION



Source: eHealth Saskatchewan, 2024

Age Group



Source: eHealth Saskatchewan, 2024

Ethnic Diversity

* Higher number indicates greater diversity	2021
North Park	0.18
Saskatoon	0.46

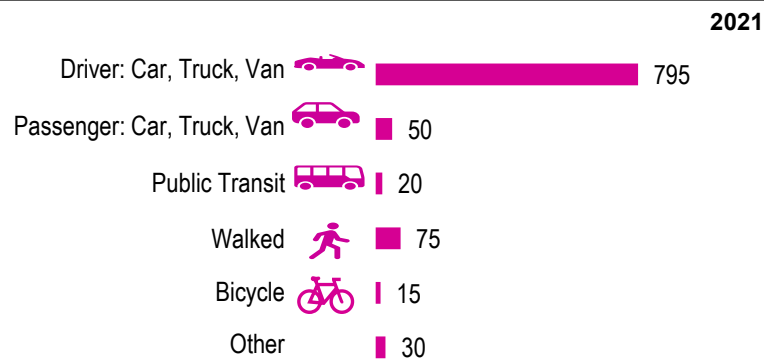
Source: 2021 Census

Mother Tongue

Top Languages	2021
English	1720
French	60
German	20
Ukrainian	15
Tagalog (Pilipino, Filipino)	20
Assyrian Neo-Aramaic	0

Source: 2021 Census

Mode of Travel to Work



Source: 2021 Census Long Form

Registered Vehicles

	2022	2023
Total (LV & PV)	2391	2038
Per Person	1.1	1.0
Saskatoon Per Person	0.9	0.9

LV - light vehicles (commercial & private) PV - private passenger vehicle

Source: SGI

Education Level

	2021
No Certificate/diploma/degree	95
High school certificate or equivalent	365
Apprentice/trades certificate/diploma	115
College/CEGEP/non-university cert./dipl.	255
University diploma or degree	40

Source: 2021 Census Long Form

Postsecondary Enrolment

	2021	2022	2023
Saskatchewan Polytechnic	24	27	29
University of Saskatchewan	77	75	88

Source: Saskatchewan Polytechnic Administrative Office and University of Saskatchewan Registrar's Office

Enrolment by School

	2021	2022	2023
P- Saskatoon Public School			
École St. Paul (s)	165	149	119
North Park Wilson School (p)	304	343	378
S - Greater Saskatoon Catholic Schools			

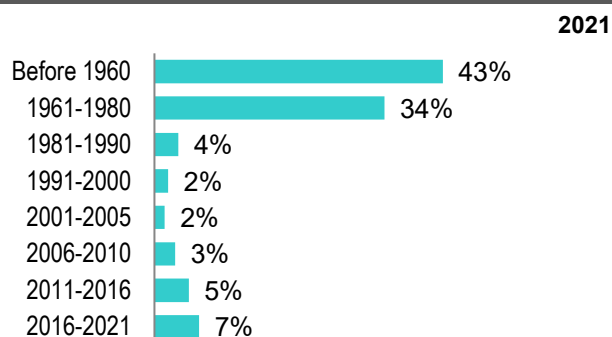
Source: Saskatoon Public School Division & Greater Saskatoon Catholic Schools

Household Structure

	2021
One-family households	505
Multiple-family households	0
Non-family households	430
Total one-parent families	130
Total households	985
Household size	2.1

Source: 2021 Census

Age of Dwelling



Source: 2021 Census

Housing Affordability

Median Multiple	2023
Saskatoon	4.21
North Park	3.90

Note: Median Multiple of 3.0 & under is rated as "affordable"

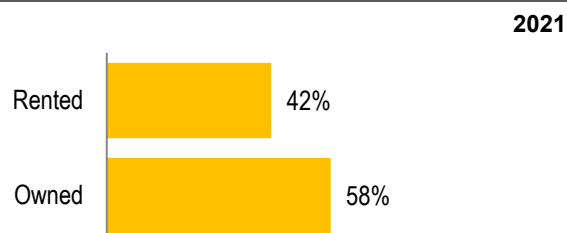
Source: City of Saskatoon, Assessment & Taxation and RBC Economics Research

Housing Costs

	2021
Average Owner's Major Payments	\$1,350
Average Gross Rent	\$1,164

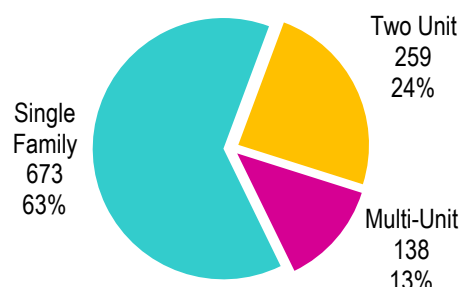
Source: 2021 Census

Housing by Tenure



Source: 2021 Census

Dwelling Unit Count (Livable Units)



Total Dwellings	1070	
Neighbourhood Area	83.2 hectares	205.5 acres
Dwelling Units per Area	12.9 per hectare	5.2 per acre

Source: City of Saskatoon, Planning & Development

Real Estate Sales

2023	No. of Sales	Average Price
Condo Townhouse	0	\$ -
High Rise Apt Condo	0	\$ -
Low Rise Apt Condo	0	\$ 141,833
Semi-detached	5	\$ 487,700
Semi-detached - two titles	7	\$ 540,811
Single Family Dwelling	45	\$ 395,494

Source: City of Saskatoon, Assessment & Taxation

Park Space

2024	Hectares	Acres
Total Park Area	7.6	18.8
Population per Park Area	277.3	112.2

Park Type: N - Neighbourhood D - District MD - Multi-district
SU- Special Use I - Industrial

GD Archibald Memorial	D	3.8	9.3
Horn	N	0.2	0.4
Marriot	N	0.3	0.8
Meewasin	SU	3.0	7.4
North Park	N	0.4	0.9

Source: City of Saskatoon, Planning & Development

NORTH PARK

Voter Turn-out (%)

Provincial	2007	73%
Federal	2008	50%
Civic	2009	37%
Federal	2011	48%
Provincial	2011	55%
Civic	2012	33%
Federal	2015	69%
Provincial	2016	41%
Civic	2016	36%
Federal	2019	72%
Provincial	2020	65%
Civic	2020	30%

Source: City of Saskatoon, City Clerk's office; Elections Saskatchewan; and Elections Canada

Licensed Home-Based Businesses

	2022	2023
Saskatoon	5293	5531
North Park	76	77

Source: City of Saskatoon, Business License Program

Labour Force

Labour Force Participation Rate

Economic Dependency Ratio

Median Total Income (personal)

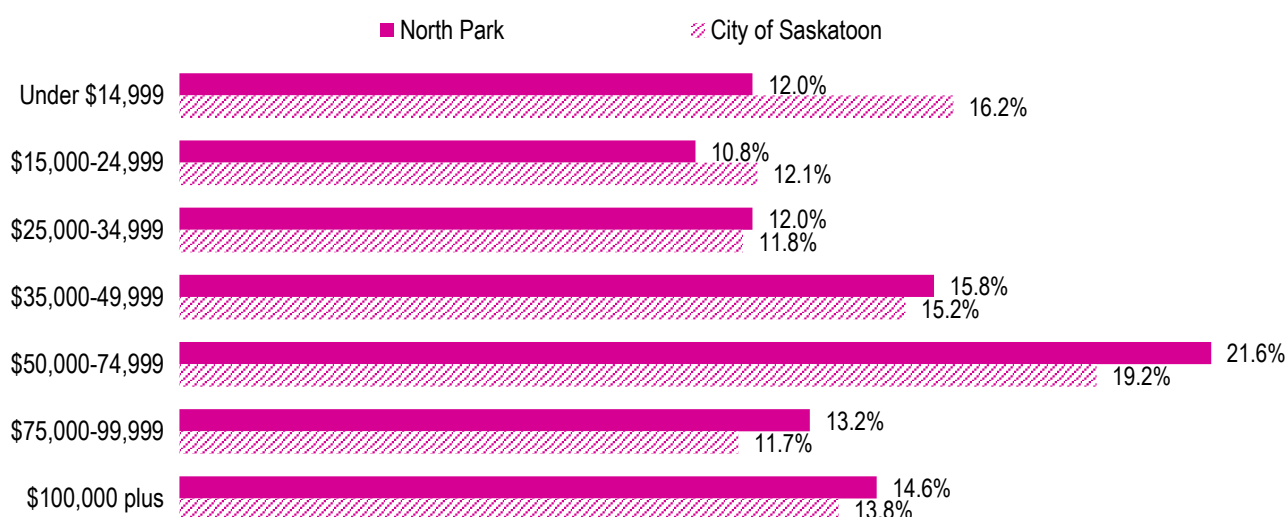
Provincial Index of Median Income (base=100)

Canadian Index of Median Income (base=100)

	2022	
North Park	Saskatoon	
74.8%	69.3%	
15.0%	18.5%	
\$49,310	\$44,650	
114.00	103.30	
114.40	103.60	

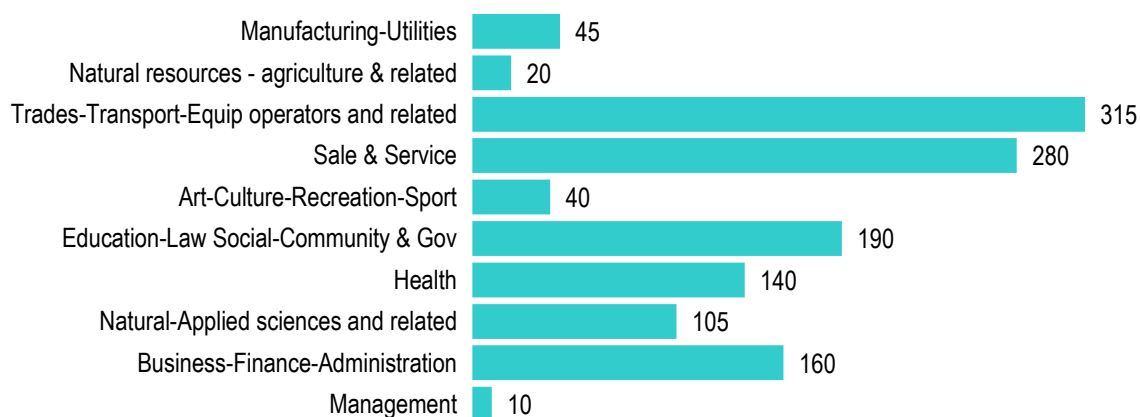
Source: Statistics Canada, Income Statistics Division, T1 Family File (T1FF) based on the final tax file, 2022

Personal Income



Source: Statistics Canada, Income Statistics Division, T1 Family File (T1FF) based on the final tax file, 2022

Major Occupation



Source: 2021 Census