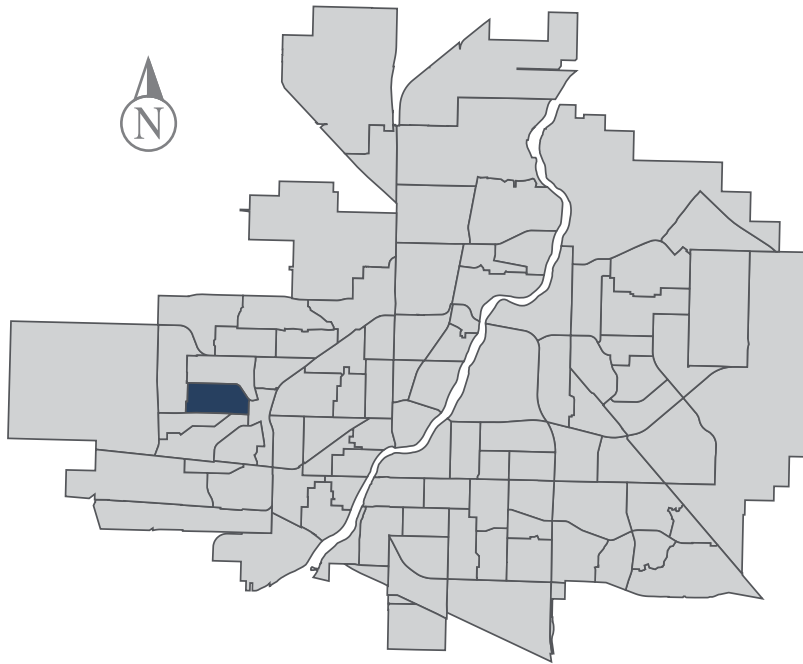


Pacific Heights

MUNICIPAL WARD 3



Population
4,585



COMMUNITY QUICK FACTS



80.0%

homeownership



\$234,208

average
sale price



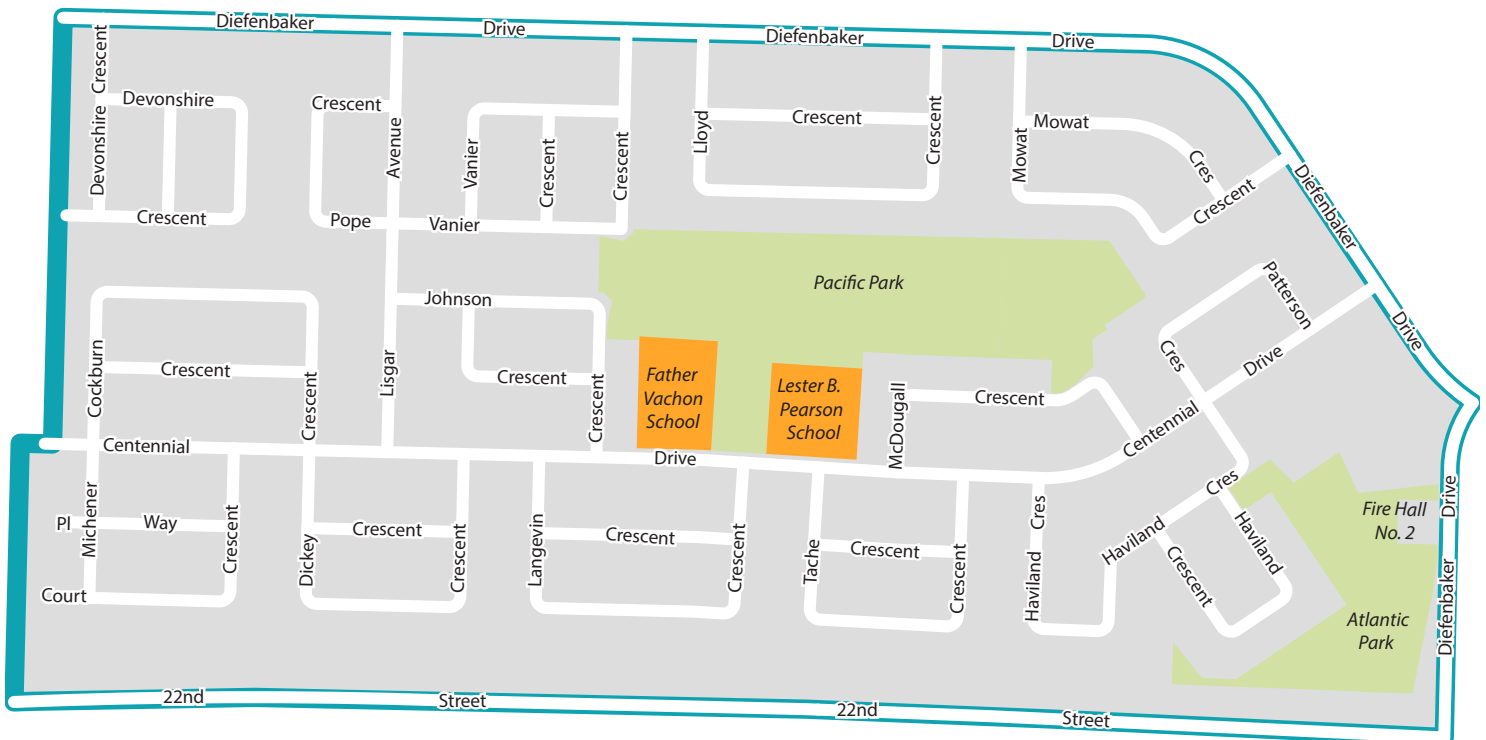
\$31,000

median
personal
income

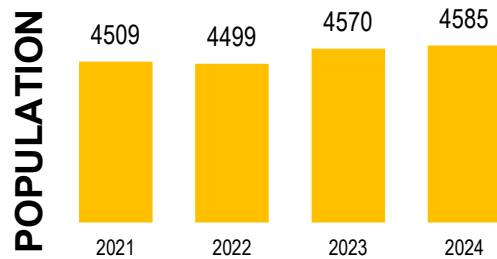


2.9

household
size

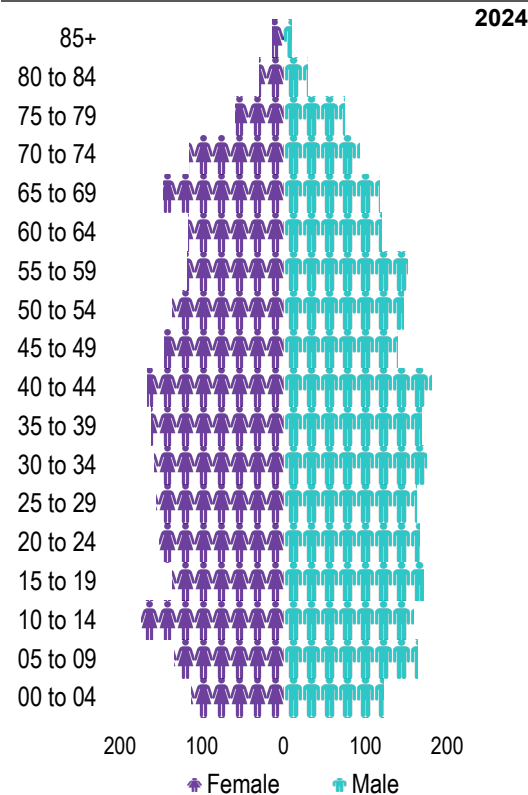


PACIFIC HEIGHTS



Source: eHealth Saskatchewan, 2024

Age Group



Source: eHealth Saskatchewan, 2024

Ethnic Diversity

* Higher number indicates greater diversity

	2021
Pacific Heights	0.43
Saskatoon	0.46

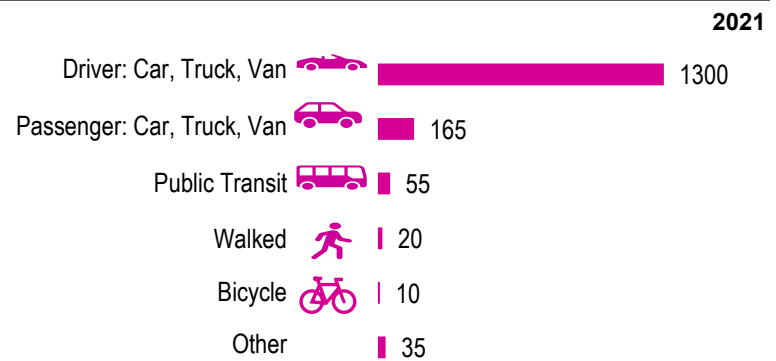
Source: 2021 Census

Mother Tongue

Top Languages	2021
English	3060
Tagalog (Pilipino, Filipino)	180
Ukrainian	25
Vietnamese	40
Urdu	0

Source: 2021 Census

Mode of Travel to Work



Source: 2021 Census Long Form

Registered Vehicles

	2022	2023
Total (LV & PV)	3925	3799
Per Person	0.9	0.8
Saskatoon Per Person	0.9	0.9

LV - light vehicles (commercial & private) PV - private passenger vehicle

Source: SGI

Education Level

2021

No Certificate/diploma/degree	270
High school certificate or equivalent	690
Apprentice/trades certificate/diploma	200
College/CEGEP/non-university cert./dipl.	435
University diploma or degree	70

Source: 2021 Census Long Form

Postsecondary Enrolment

	2021	2022	2023
Saskatchewan Polytechnic	62	46	56
University of Saskatchewan	0	91	103

Source: Saskatchewan Polytechnic Administrative Office and University of Saskatchewan Registrar's Office

Enrolment by School

	2021	2022	2023
P- Saskatoon Public School			
S - Greater Saskatoon Catholic Schools			
Father Vachon School (s)	353	357	357
Lester B. Pearson School (p)	283	319	344

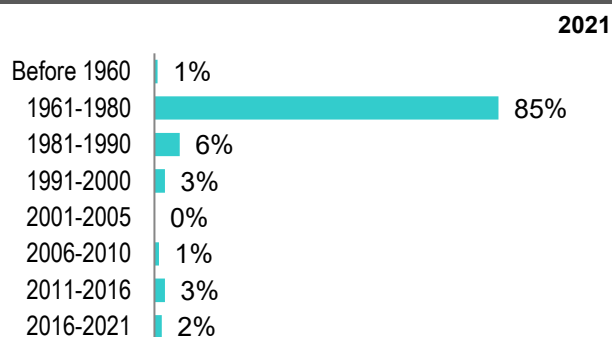
Source: Saskatoon Public School Division & Greater Saskatoon Catholic Schools

Household Structure

	2021
One-family households	920
Multiple-family households	10
Non-family households	280
Total one-parent families	270
Total households	1345
Household size	2.9

Source: 2021 Census

Age of Dwelling



Source: 2021 Census

Housing Affordability

Median Multiple	2023
Saskatoon	4.21
Pacific Heights	3.39

Note: Median Multiple of 3.0 & under is rated as "affordable"

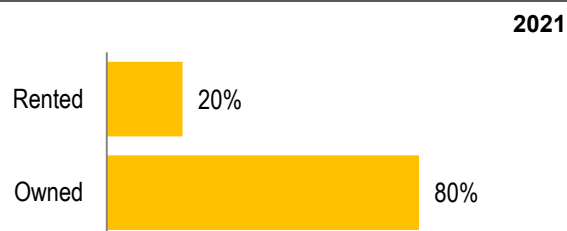
Source: City of Saskatoon, Assessment & Taxation and RBC Economics Research

Housing Costs

	2021
Average Owner's Major Payments	\$1,218
Average Gross Rent	\$1,240

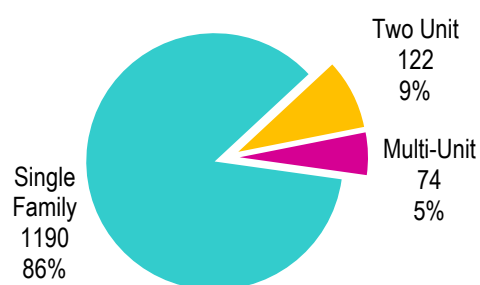
Source: 2021 Census

Housing by Tenure



Source: 2021 Census

Dwelling Unit Count (Livable Units)



Total Dwellings	1386	
Neighbourhood Area	133.9 hectares	330.8 acres
Dwelling Units per Area	10.4 per hectare	4.2 per acre

Source: City of Saskatoon, Planning & Development

Real Estate Sales

2023	No. of Sales	Average Price
Condo Townhouse	0	\$ -
High Rise Apt Condo	0	\$ -
Low Rise Apt Condo	0	\$ -
Semi-detached	3	\$ 209,667
Semi-detached - two titles	3	\$ 204,333
Single Family Dwelling	40	\$ 288,625

Source: City of Saskatoon, Assessment & Taxation

Park Space

2024	Hectares	Acres
Total Park Area	14.0	34.6
Population per Park Area	326.0	131.9

Park Type: N - Neighbourhood D - District MD - Multi-district
SU- Special Use I - Industrial

Atlantic	D	4.1	10.1
Pacific	N	9.9	24.6

Source: City of Saskatoon, Planning & Development

PACIFIC HEIGHTS

Voter Turn-out (%)

Provincial	2007	69%
Federal	2008	49%
Civic	2009	23%
Federal	2011	52%
Provincial	2011	51%
Civic	2012	26%
Federal	2015	71%
Provincial	2016	34%
Civic	2016	30%
Federal	2019	69%
Provincial	2020	46%
Civic	2020	20%

Source: City of Saskatoon, City Clerk's office; Elections Saskatchewan; and Elections Canada

Licensed Home-Based Businesses

	2022	2023
Saskatoon	5293	5531
Pacific Heights	71	74

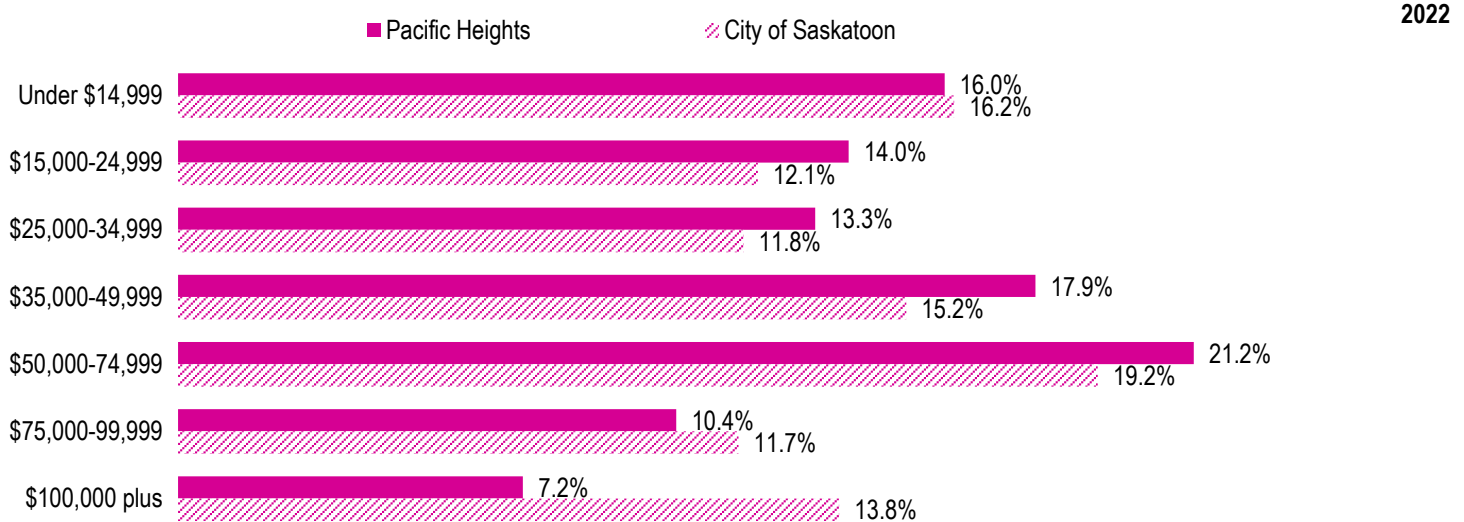
Source: City of Saskatoon, Business License Program

Labour Force

	2022	2023
Pacific Heights		
Saskatoon		
Labour Force Participation Rate	69.0%	69.3%
Economic Dependency Ratio	25.4%	18.5%
Median Total Income (personal)	\$40,040	\$44,650
Provincial Index of Median Income (base=100)	92.60	103.30
Canadian Index of Median Income (base=100)	92.90	103.60

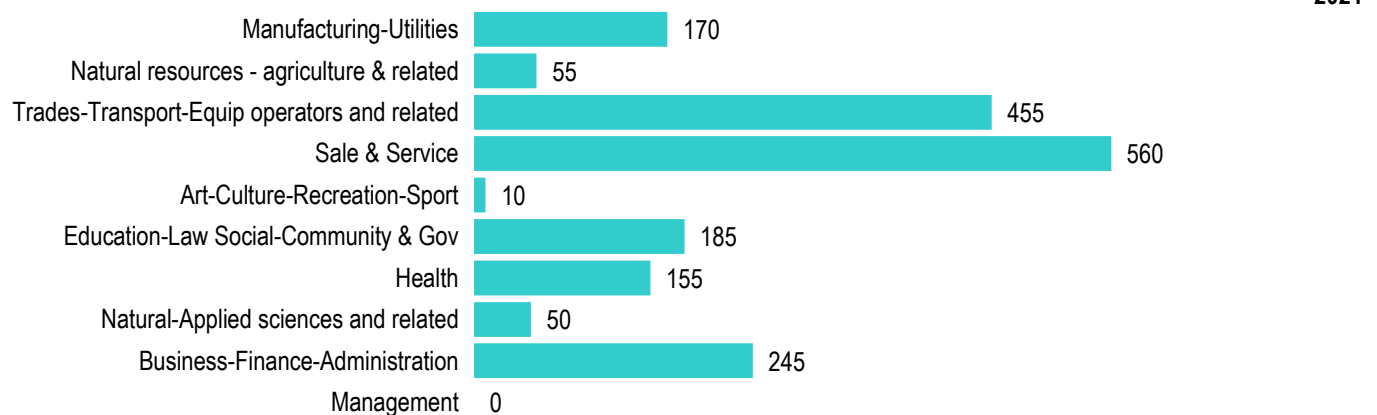
Source: Statistics Canada, Income Statistics Division, T1 Family File (T1FF) based on the final tax file, 2022

Personal Income



Source: Statistics Canada, Income Statistics Division, T1 Family File (T1FF) based on the final tax file, 2022

Major Occupation



Source: 2021 Census