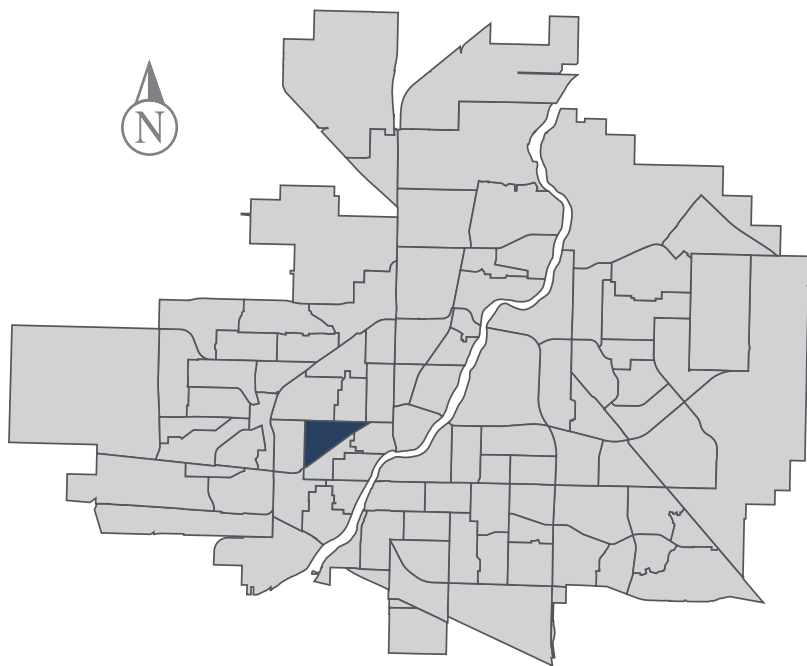


Pleasant Hill

MUNICIPAL WARD 2



Population
5,064



COMMUNITY QUICK FACTS



58.0%

homeownership



\$281,803

average
sale price



\$42,400

median
personal
income

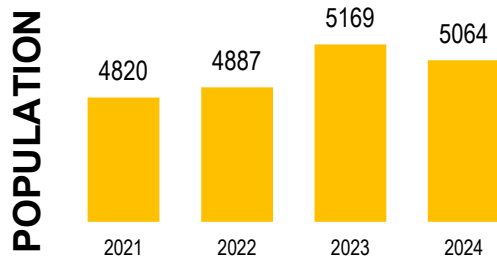


2.2

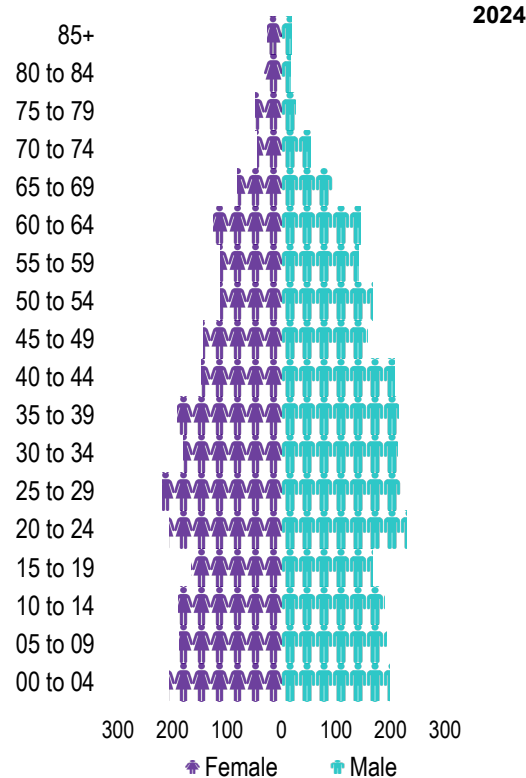
household
size



PLEASANT HILL



Age Group



Ethnic Diversity

* Higher number indicates greater diversity

	2021
Pleasant Hill	0.46
Saskatoon	0.46

Source: 2021 Census

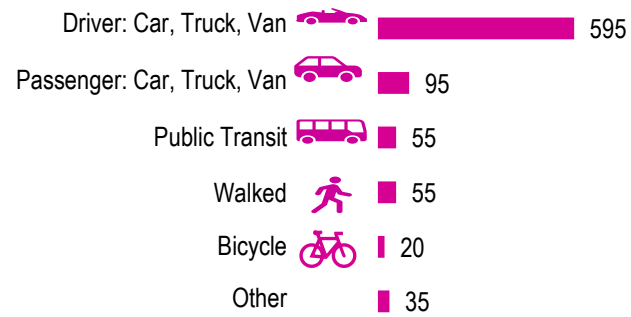
Mother Tongue

Top Languages	2021
English	2290
Tagalog (Pilipino, Filipino)	105
Bengali	40
Ukrainian	35
Urdu	0
Cree, n.o.s	45

Source: 2021 Census

Mode of Travel to Work

2021



Source: 2021 Census Long Form

Registered Vehicles

	2022	2023
Total (LV & PV)	2533	1964
Per Person	0.5	0.4
Saskatoon Per Person	0.9	0.9

LV - light vehicles (commercial & private) PV - private passenger vehicle

Source: SGI

Education Level

2021

No Certificate/diploma/degree	475
High school certificate or equivalent	655
Apprentice/trades certificate/diploma	180
College/CEGEP/non-university cert./dipl.	185
University diploma or degree	35

Source: 2021 Census Long Form

Postsecondary Enrolment

	2021	2022	2023
Saskatchewan Polytechnic	28	48	58
University of Saskatchewan	0	54	73

Source: Saskatchewan Polytechnic Administrative Office and University of Saskatchewan Registrar's Office

Enrolment by School

P - Saskatoon Public School

S - Greater Saskatoon Catholic Schools

	2021	2022	2023
Pleasant Hill School (p)	126	156	N/A
St. Mary School (s)	257	272	272

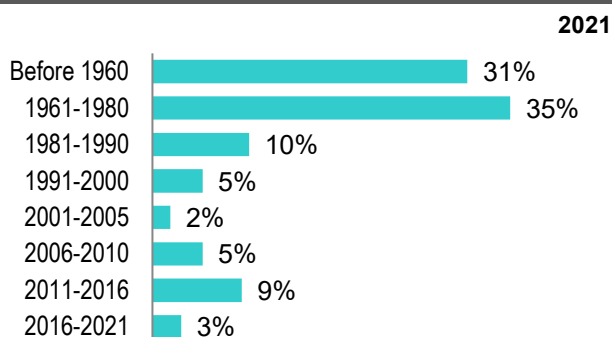
Source: Saskatoon Public School Division & Greater Saskatoon Catholic Schools

Household Structure

	2021
One-family households	635
Multiple-family households	5
Non-family households	795
Total one-parent families	360
Total households	1585
Household size	2.2

Source: 2021 Census

Age of Dwelling



Source: 2021 Census

Housing Affordability

Median Multiple	2023
Saskatoon	4.21
Pleasant Hill	1.62

Note: Median Multiple of 3.0 & under is rated as "affordable"

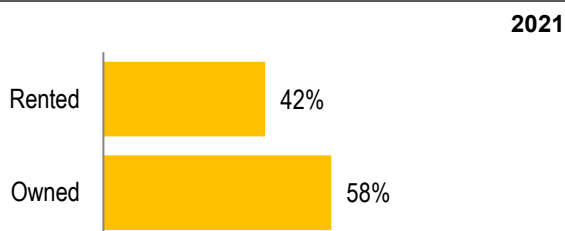
Source: City of Saskatoon, Assessment & Taxation and RBC Economics Research

Housing Costs

	2021
Average Owner's Major Payments	\$1,108
Average Gross Rent	\$906

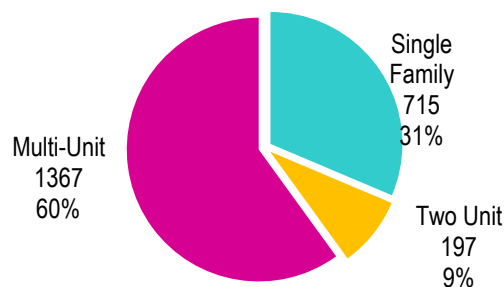
Source: 2021 Census

Housing by Tenure



Source: 2021 Census

Dwelling Unit Count (Livable Units)



Total Dwellings	2279	
Neighbourhood Area	116.6 hectares	288.2 acres
Dwelling Units per Area	19.5 per hectare	7.9 per acre

Source: City of Saskatoon, Planning & Development

Real Estate Sales

2023	No. of Sales	Average Price
Condo Townhouse	0	\$ -
High Rise Apt Condo	0	\$ -
Low Rise Apt Condo	1	\$ 172,000
Semi-detached	3	\$ 404,633
Semi-detached - two titles	1	\$ 400,000
Single Family Dwelling	52	\$ 150,578

Source: City of Saskatoon, Assessment & Taxation

Park Space

2024	Hectares	Acres
Total Park Area	9.0	22.3
Population per Park Area	574.0	232.3

Park Type: N - Neighbourhood D - District MD - Multi-district
SU- Special Use I - Industrial

DL Hamilton	N	0.6	1.4
Fred Mendel	N	5.2	12.9
Grace Adam Metawewinihk North	N	0.6	1.5
Grace Adam Metawewinihk South	N	1.1	2.6
Pleasant Hill	N	1.2	2.9
Steve Patola	N	0.4	0.9

Source: City of Saskatoon, Planning & Development

PLEASANT HILL

Voter Turn-out (%)

Provincial	2007	60%
Federal	2008	32%
Civic	2009	11%
Federal	2011	37%
Provincial	2011	50%
Civic	2012	10%
Federal	2015	49%
Provincial	2016	18%
Civic	2016	12%
Federal	2019	44%
Provincial	2020	33%
Civic	2020	14%

Source: City of Saskatoon, City Clerk's office; Elections Saskatchewan; and Elections Canada

Licensed Home-Based Businesses

	2022	2023
Saskatoon	5293	5531
Pleasant Hill	34	86

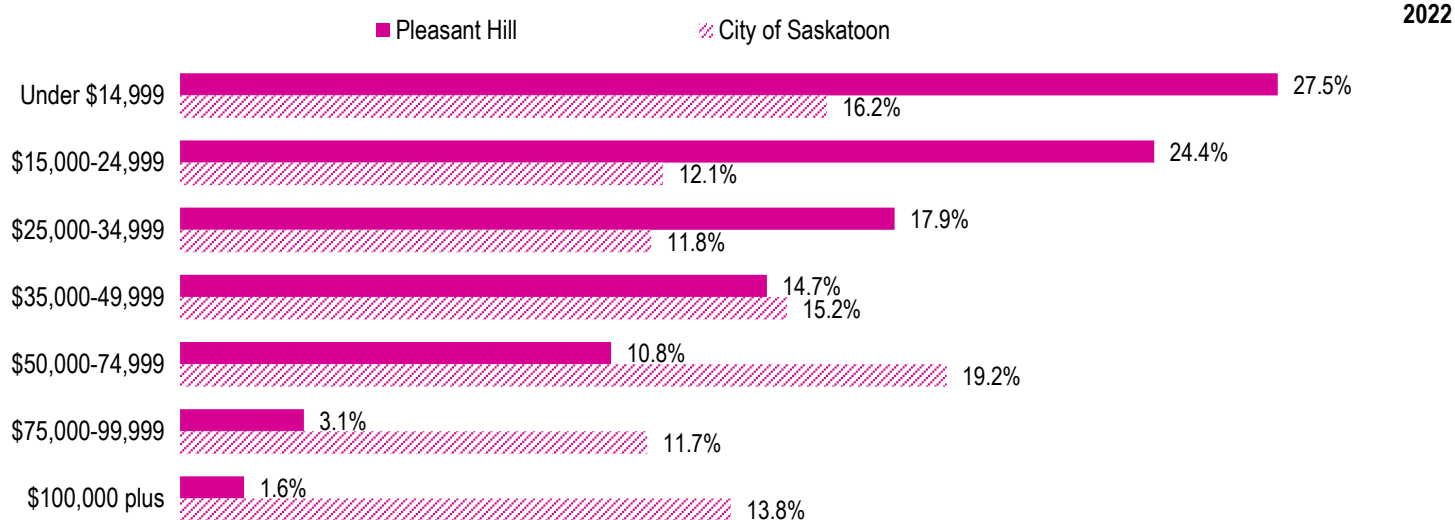
Source: City of Saskatoon, Business License Program

Labour Force

	2022	
	Pleasant Hill	Saskatoon
Labour Force Participation Rate	46.5%	69.3%
Economic Dependency Ratio	72.9%	18.5%
Median Total Income (personal)	\$24,460	\$44,650
Provincial Index of Median Income (base=100)	56.60	103.30
Canadian Index of Median Income (base=100)	56.80	103.60

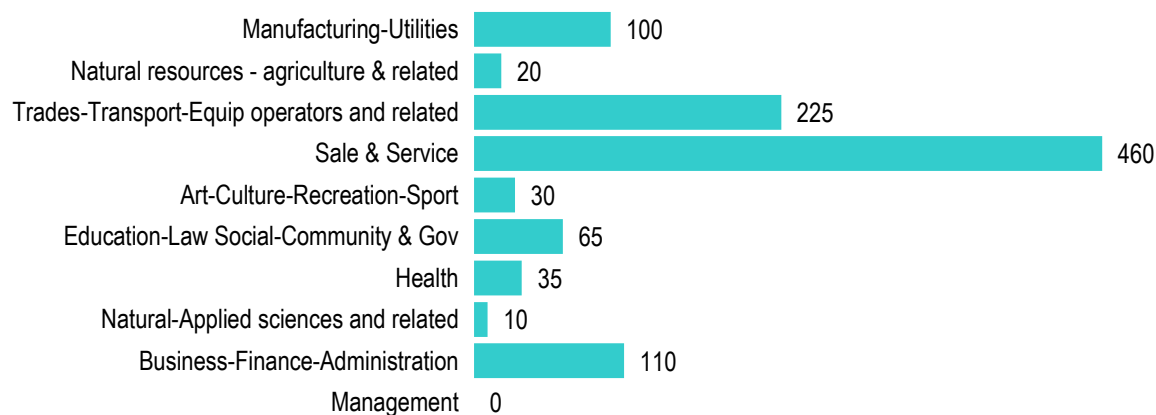
Source: Statistics Canada, Income Statistics Division, T1 Family File (T1FF) based on the final tax file, 2022

Personal Income



Source: Statistics Canada, Income Statistics Division, T1 Family File (T1FF) based on the final tax file, 2022

Major Occupation



Source: 2021 Census