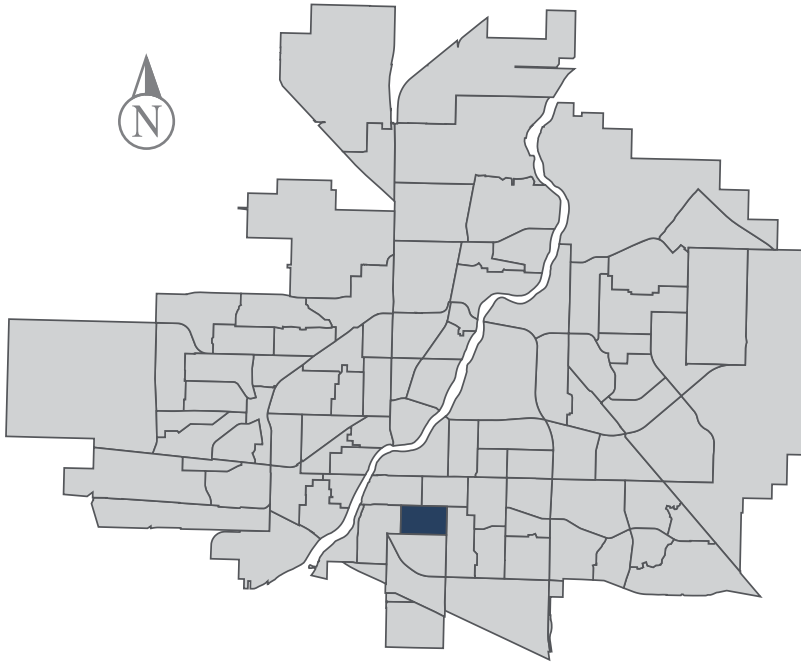


# Queen Elizabeth

## MUNICIPAL WARD 7



Population  
2,693



## COMMUNITY QUICK FACTS



58.0%

homeownership



**SOLD** \$463,606

average  
sale price



\$25,000

median  
personal  
income



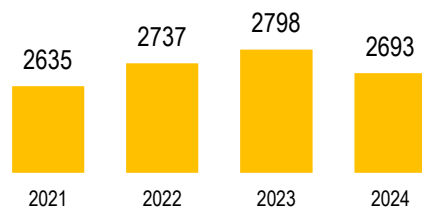
2.4

household  
size



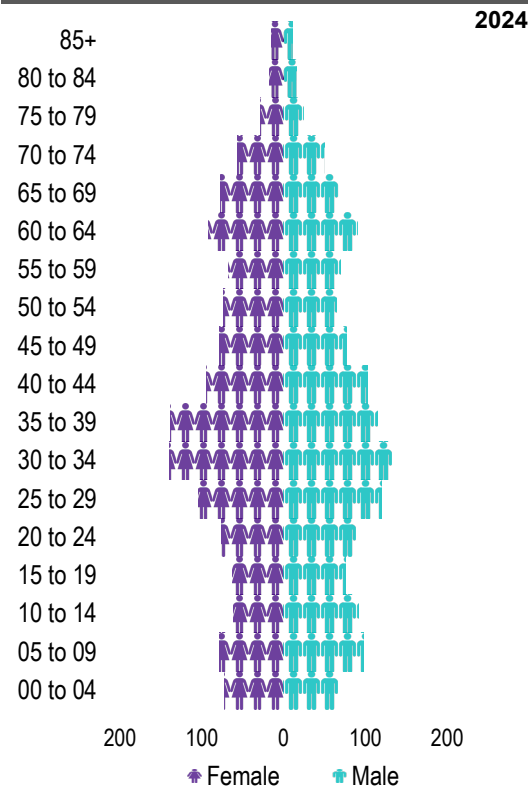
# QUEEN ELIZABETH

## POPULATION



Source: eHealth Saskatchewan, 2024

## Age Group



Source: eHealth Saskatchewan, 2024

## Ethnic Diversity

* Higher number indicates greater diversity	2021
Queen Elizabeth	0.29
Saskatoon	0.46

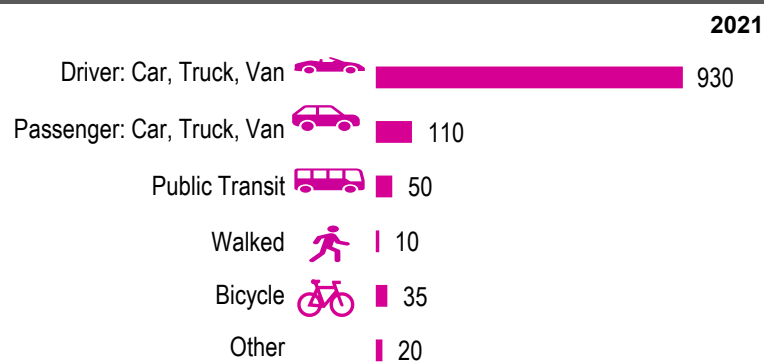
Source: 2021 Census

## Mother Tongue

Top Languages	2021
English	2235
German	30
Mandarin	30
French	75
Bengali	0

Source: 2021 Census

## Mode of Travel to Work



Source: 2021 Census Long Form

## Registered Vehicles

	2022	2023
Total (LV & PV)	2328	2332
Per Person	0.8	0.8
Saskatoon Per Person	0.9	0.9

LV - light vehicles (commercial & private) PV - private passenger vehicle

Source: SGI

## Education Level

	2021
No Certificate/diploma/degree	85
High school certificate or equivalent	390
Apprentice/trades certificate/diploma	120
College/CEGEP/non-university cert./dipl.	265
University diploma or degree	50

Source: 2021 Census Long Form

## Postsecondary Enrolment

	2021	2022	2023
Saskatchewan Polytechnic	28	34	38
University of Saskatchewan	148	132	141

Source: Saskatchewan Polytechnic Administrative Office and University of Saskatchewan Registrar's Office

## Enrolment by School

	2021	2022	2023
P- Saskatoon Public School			
Aden Bowman Collegiate (p)	814	857	#N/A
Queen Elizabeth School (p)	124	134	115
S - Greater Saskatoon Catholic Schools			

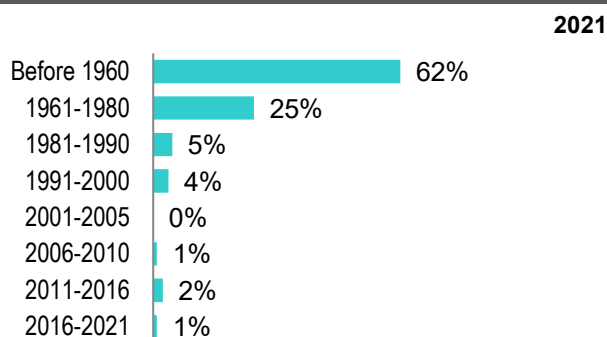
Source: Saskatoon Public School Division & Greater Saskatoon Catholic Schools

## Household Structure

	2021
One-family households	620
Multiple-family households	10
Non-family households	370
Total one-parent families	155
Total households	1065
Household size	2.4

Source: 2021 Census

## Age of Dwelling



Source: 2021 Census

## Housing Affordability

Median Multiple	2023
Saskatoon	4.21
Queen Elizabeth	4.32

Note: Median Multiple of 3.0 & under is rated as "affordable"

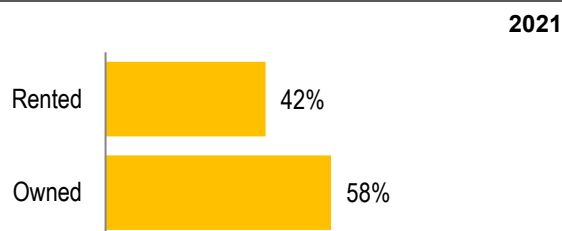
Source: City of Saskatoon, Assessment & Taxation and RBC Economics Research

## Housing Costs

	2021
Average Owner's Major Payments	\$1,390
Average Gross Rent	\$1,395

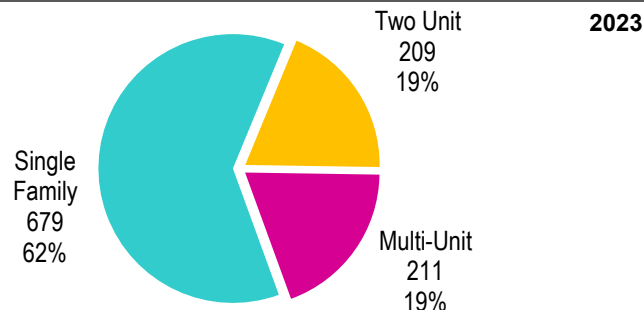
Source: 2021 Census

## Housing by Tenure



Source: 2021 Census

## Dwelling Unit Count (Livable Units)



Total Dwellings	1099	
Neighbourhood Area	100.0 hectares	247.0 acres
Dwelling Units per Area	11.0 per hectare	4.4 per acre

Source: City of Saskatoon, Planning & Development

## Real Estate Sales

2023	No. of Sales	Average Price
Condo Townhouse	0	\$ -
High Rise Apt Condo	0	\$ -
Low Rise Apt Condo	0	\$ -
Semi-detached	1	\$ 559,900
Semi-detached - two titles	2	\$ 456,950
Single Family Dwelling	42	\$ 373,967

Source: City of Saskatoon, Assessment & Taxation

## Park Space

2024	Hectares	Acres
Total Park Area	4.1	10.2
Population per Park Area	680.2	275.3

Park Type: N - Neighbourhood D - District MD - Multi-district  
SU- Special Use I - Industrial

Weaver	D	4.1	10.2
--------	---	-----	------

Source: City of Saskatoon, Planning & Development

# QUEEN ELIZABETH

## Voter Turn-out (%)

Provincial	2007	68%
Federal	2008	54%
Civic	2009	38%
Federal	2011	54%
Provincial	2011	59%
Civic	2012	33%
Federal	2015	73%
Provincial	2016	37%
Civic	2016	34%
Federal	2019	72%
Provincial	2020	62%
Civic	2020	34%

Source: City of Saskatoon, City Clerk's office; Elections Saskatchewan; and Elections Canada

## Licensed Home-Based Businesses

	2022	2023
Saskatoon	5293	5531
Queen Elizabeth	49	54

Source: City of Saskatoon, Business License Program

## Labour Force

### Labour Force Participation Rate

### Economic Dependency Ratio

### Median Total Income (personal)

### Provincial Index of Median Income (base=100)

### Canadian Index of Median Income (base=100)

### Queen Elizabeth

### Saskatoon

74.1%

69.3%

17.6%

18.5%

\$46,220

\$44,650

106.90

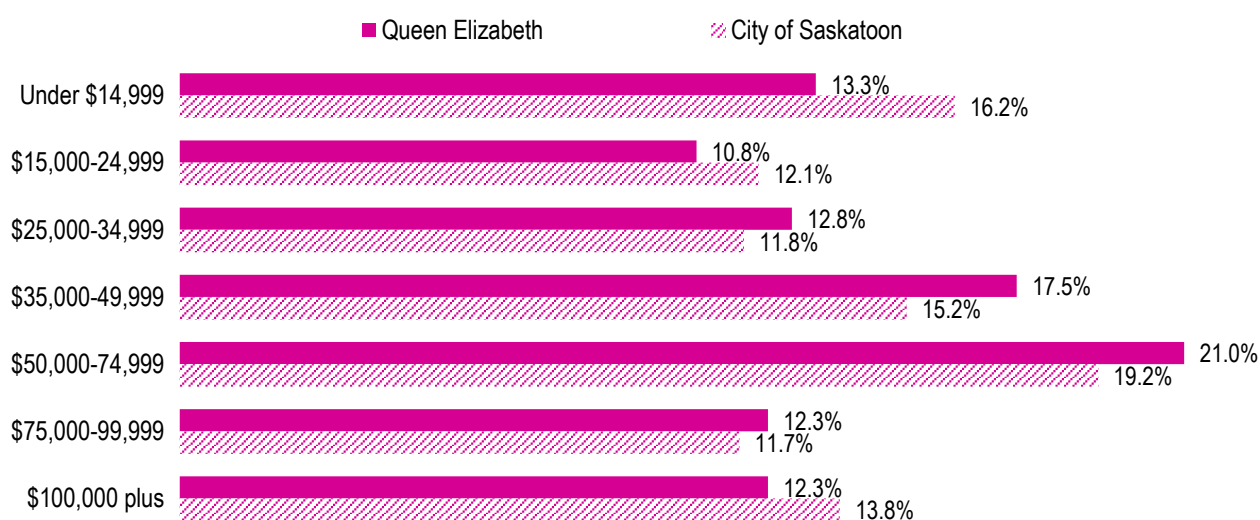
103.30

107.30

103.60

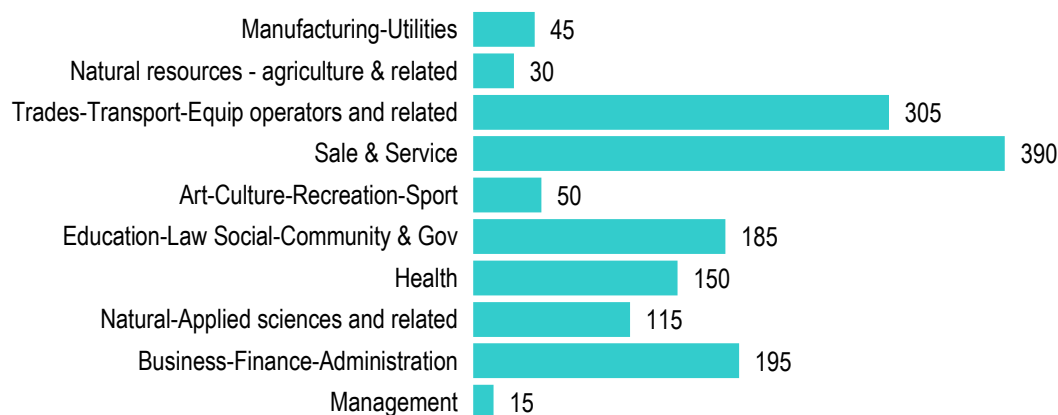
Source: Statistics Canada, Income Statistics Division, T1 Family File (T1FF) based on the final tax file, 2022

## Personal Income



Source: Statistics Canada, Income Statistics Division, T1 Family File (T1FF) based on the final tax file, 2022

## Major Occupation



Source: 2021 Census