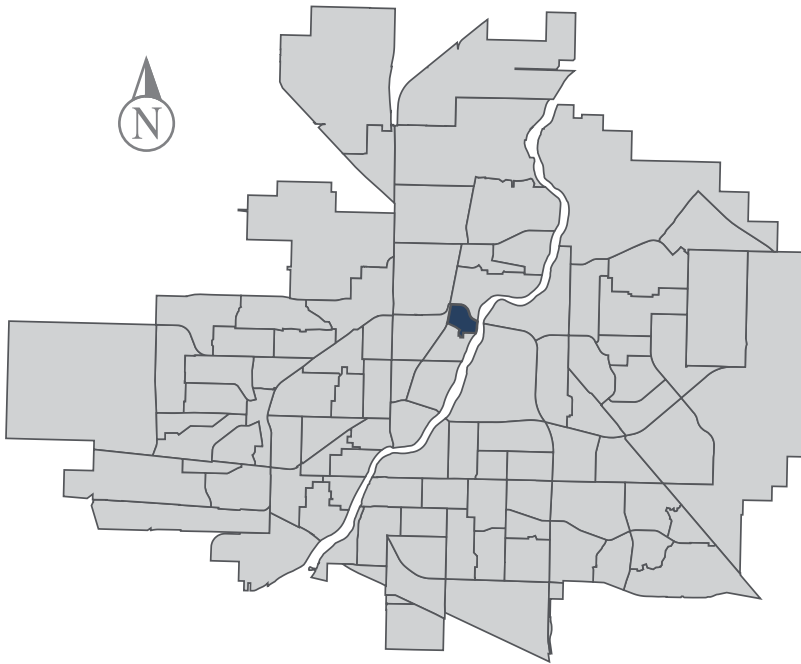


# Richmond Heights

## MUNICIPAL WARD 1



Population  
949



## COMMUNITY QUICK FACTS



79.0%

homeownership



\$334,458

average  
sale price



\$45,600

median  
personal  
income

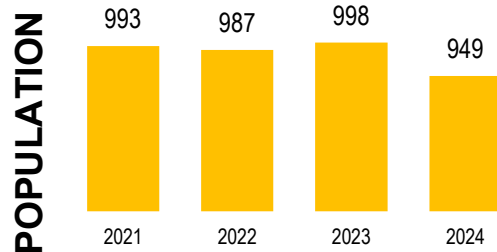


2.5

household  
size




# RICHMOND HEIGHTS



Source: eHealth Saskatchewan, 2024

## Age Group



Source: eHealth Saskatchewan, 2024

## Ethnic Diversity

* Higher number indicates greater diversity	<b>2021</b>
Richmond Heights	0.14
Saskatoon	0.46

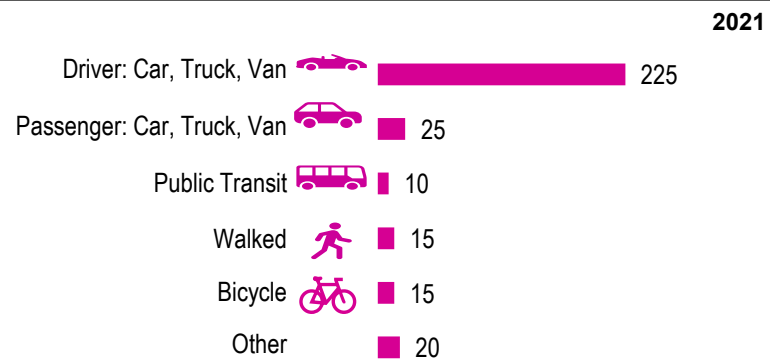
Source: 2021 Census

## Mother Tongue

<b>Top Languages</b>	<b>2021</b>
English	740
German	20
Korean	0
Russian	0
Vietnamese	0

Source: 2021 Census

## Mode of Travel to Work



Source: 2021 Census Long Form

## Registered Vehicles

	<b>2022</b>	<b>2023</b>
Total (LV & PV)	807	836
Per Person	0.8	0.8
Saskatoon Per Person	0.9	0.9

LV - light vehicles (commercial & private) PV - private passenger vehicle

Source: SGI

## Education Level

	<b>2021</b>
No Certificate/diploma/degree	35
High school certificate or equivalent	95
Apprentice/trades certificate/diploma	70
College/CEGEP/non-university cert./dipl.	85
University diploma or degree	25

Source: 2021 Census Long Form

## Postsecondary Enrolment

	<b>2021</b>	<b>2022</b>	<b>2023</b>
Saskatchewan Polytechnic	8	4	6
University of Saskatchewan	29	26	30

Source: Saskatchewan Polytechnic Administrative Office and University of Saskatchewan Registrar's Office

## Enrolment by School

	<b>2021</b>	<b>2022</b>	<b>2023</b>
P- Saskatoon Public School			
S - Greater Saskatoon Catholic Schools			
No schools located in neighbourhood			

Source: Saskatoon Public School Division & Greater Saskatoon Catholic Schools

## Household Structure

	2021
One-family households	195
Multiple-family households	0
Non-family households	100
Total one-parent families	30
Total households	310
Household size	2.5

Source: 2021 Census

## Age of Dwelling

	2021
Before 1960	8%
1961-1980	87%
1981-1990	3%
1991-2000	0%
2001-2005	0%
2006-2010	0%
2011-2016	0%
2016-2021	0%

Source: 2021 Census

## Housing Affordability

Median Multiple	2023
Saskatoon	4.21
Richmond Heights	4.47

Note: Median Multiple of 3.0 & under is rated as "affordable"

Source: City of Saskatoon, Assessment & Taxation and RBC Economics Research

## Housing Costs

	2021
Average Owner's Major Payments	\$1,230
Average Gross Rent	\$1,440

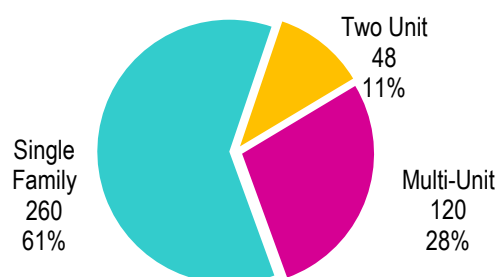
Source: 2021 Census

## Housing by Tenure

	2021
Rented	21%
Owned	79%

Source: 2021 Census

## Dwelling Unit Count (Livable Units)



Total Dwellings	428	
Neighbourhood Area	47.4 hectares	117.0 acres
Dwelling Units per Area	9.0 per hectare	3.7 per acre

Source: City of Saskatoon, Planning & Development

## Real Estate Sales

2023	No. of Sales	Average Price
Condo Townhouse	0	\$ -
High Rise Apt Condo	0	\$ -
Low Rise Apt Condo	0	\$ -
Semi-detached	0	\$ 278,133
Semi-detached - two titles	0	\$ -
Single Family Dwelling	9	\$ 390,783

Source: City of Saskatoon, Assessment & Taxation

## Park Space

2024	Hectares	Acres
Total Park Area	9.9	24.6
Population per Park Area	100.4	40.6

Park Type: N - Neighbourhood D - District MD - Multi-district  
SU- Special Use I - Industrial

GD Archibald Memorial	D	4.0	10.0
GD Archibald North	N	3.4	8.4
GD Archibald West	N	1.1	2.6
Meewasin	SU	1.4	3.5

Source: City of Saskatoon, Planning & Development

# RICHMOND HEIGHTS

## Voter Turn-out (%)

Provincial	2007	77%
Federal	2008	57%
Civic	2009	37%
Federal	2011	54%
Provincial	2011	71%
Civic	2012	33%
Federal	2015	72%
Provincial	2016	55%
Civic	2016	36%
Federal	2019	70%
Provincial	2020	64%
Civic	2020	30%

Source: City of Saskatoon, City Clerk's office; Elections Saskatchewan; and Elections Canada

## Licensed Home-Based Businesses

	2022	2023
Saskatoon	5293	5531
Richmond Heights	18	28

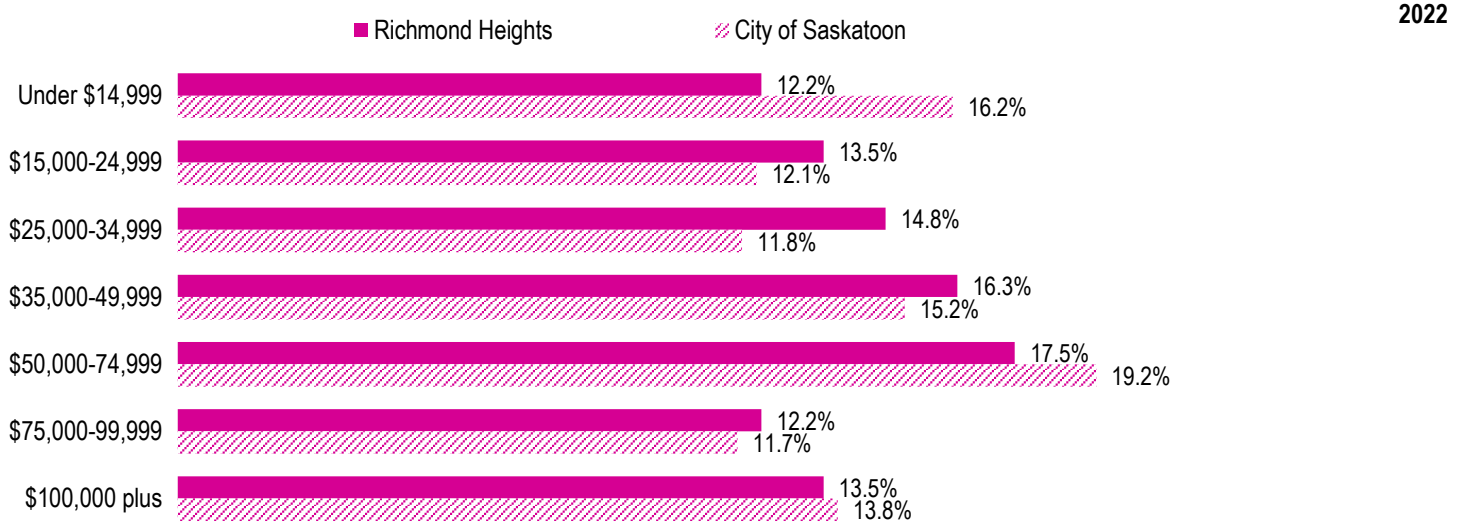
Source: City of Saskatoon, Business License Program

## Labour Force

	2022	
	Richmond Heights	Saskatoon
Labour Force Participation Rate	57.3%	69.3%
Economic Dependency Ratio	30.3%	18.5%
Median Total Income (personal)	\$43,150	\$44,650
Provincial Index of Median Income (base=100)	99.80	103.30
Canadian Index of Median Income (base=100)	100.10	103.60

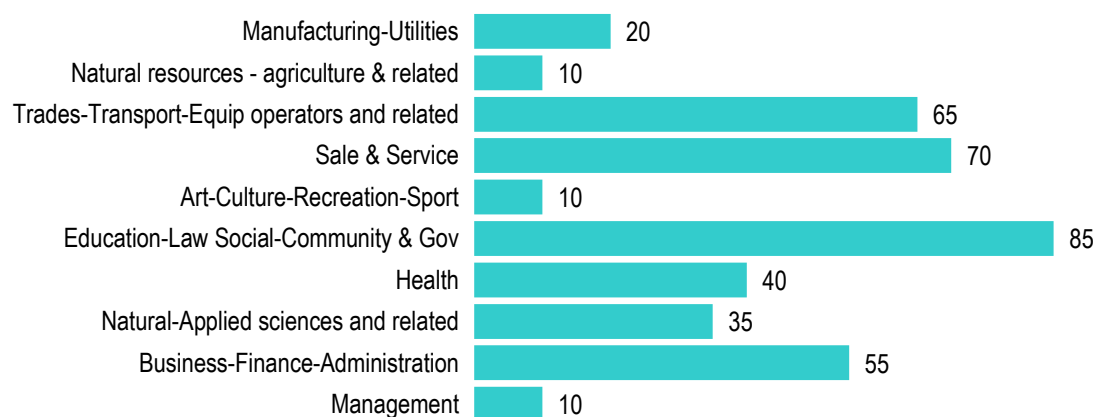
Source: Statistics Canada, Income Statistics Division, T1 Family File (T1FF) based on the final tax file, 2022

## Personal Income



Source: Statistics Canada, Income Statistics Division, T1 Family File (T1FF) based on the final tax file, 2022

## Major Occupation



Source: 2021 Census