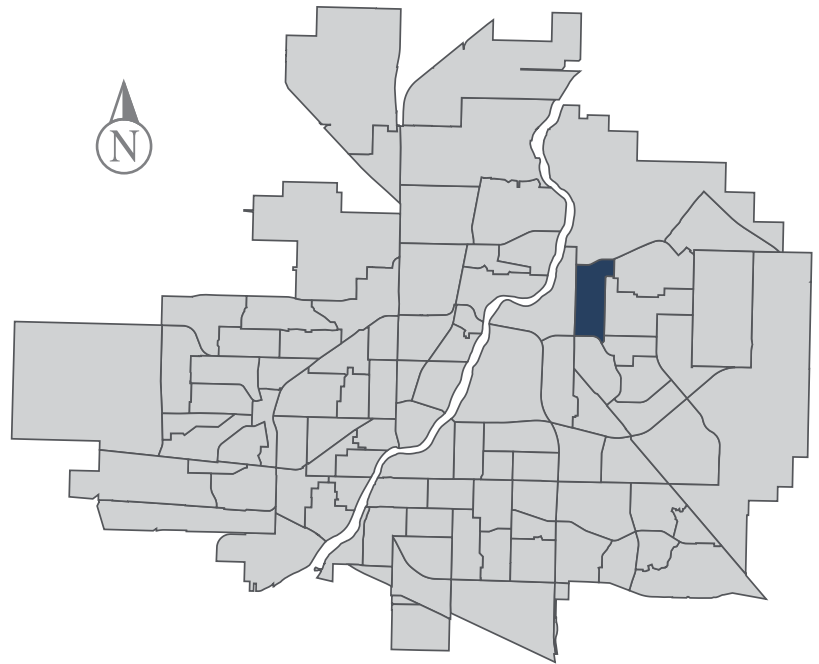


# Silverspring

## MUNICIPAL WARD 5



**Population**  
5,064



### COMMUNITY QUICK FACTS



90.0%

homeownership



\$323,961

average  
sale price



\$56,000

median  
personal  
income

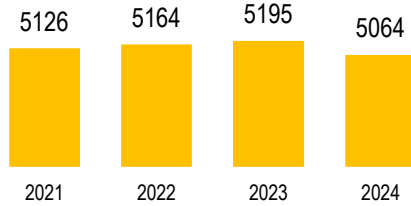


2.8

household  
size

# SILVERSPRING

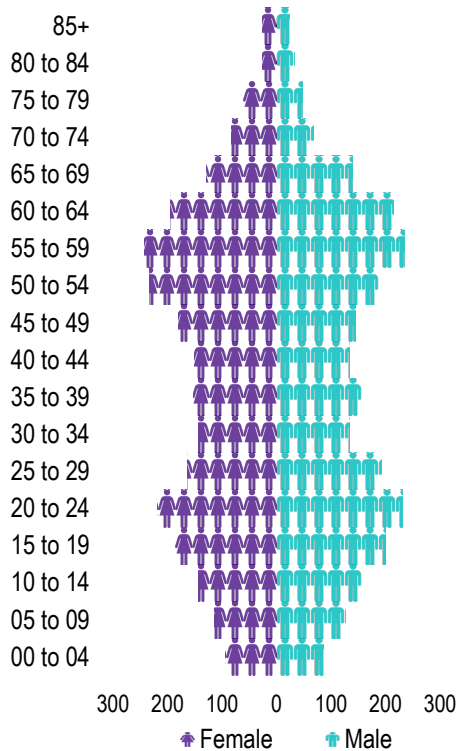
## POPULATION



Source: eHealth Saskatchewan, 2024

## Age Group

2024



Source: eHealth Saskatchewan, 2024

## Ethnic Diversity

* Higher number indicates greater diversity	2021
Silverspring	0.31
Saskatoon	0.46

Source: 2021 Census

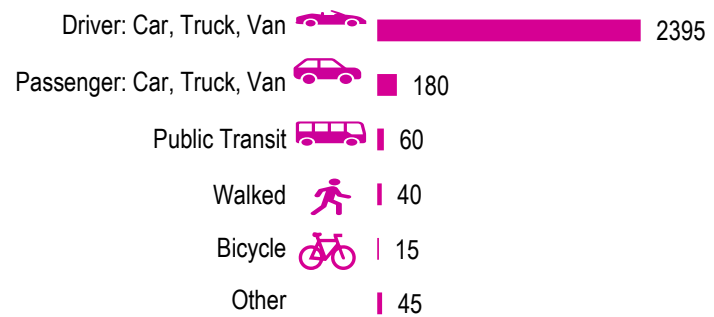
## Mother Tongue

Top Languages	2021
English	3885
Mandarin	95
Ukrainian	30
French	80
German	45
Tagalog (Pilipino, Filipino)	60
Arabic	90

Source: 2021 Census

## Mode of Travel to Work

2021



Source: 2021 Census Long Form

## Registered Vehicles

	2022	2023
Total (LV & PV)	4441	5108
Per Person	0.9	1.0
Saskatoon Per Person	0.9	0.9

LV - light vehicles (commercial & private) PV - private passenger vehicle

Source: SGI

## Education Level

2021

No Certificate/diploma/degree	80
High school certificate or equivalent	475
Apprentice/trades certificate/diploma	220
College/CEGEP/non-university cert./dipl.	585
University diploma or degree	145

Source: 2021 Census Long Form

## Postsecondary Enrolment

	2021	2022	2023
Saskatchewan Polytechnic	54	41	45
University of Saskatchewan	342	321	339

Source: Saskatchewan Polytechnic Administrative Office and University of Saskatchewan Registrar's Office

## Enrolment by School

	2021	2022	2023
P - Saskatoon Public School			
S - Greater Saskatoon Catholic Schools			
Mother Teresa School (s)	630	521	521
Silverspring School (p)	443	463	469

Source: Saskatoon Public School Division & Greater Saskatoon Catholic Schools

## Household Structure

	2021
One-family households	1270
Multiple-family households	5
Non-family households	315
Total one-parent families	130
Total households	1650
Household size	2.8

Source: 2021 Census

## Age of Dwelling

	2021
Before 1960	0%
1961-1980	1%
1981-1990	12%
1991-2000	58%
2001-2005	21%
2006-2010	2%
2011-2016	3%
2016-2021	2%

Source: 2021 Census

## Housing Affordability

Median Multiple	2023
Saskatoon	4.21
Silverspring	4.63

Note: Median Multiple of 3.0 & under is rated as "affordable"

Source: City of Saskatoon, Assessment & Taxation and RBC Economics Research

## Housing Costs

	2021
Average Owner's Major Payments	\$1,630
Average Gross Rent	\$1,370

Source: 2021 Census

## Housing by Tenure

	2021
Rented	10%
Owned	90%

Source: 2021 Census

## Dwelling Unit Count (Livable Units)



<b>Total Dwellings</b>	<b>1697</b>	
<b>Neighbourhood Area</b>	<b>178.1 hectares</b>	<b>440.1 acres</b>
<b>Dwelling Units per Area</b>	<b>9.5 per hectare</b>	<b>3.9 per acre</b>

Source: City of Saskatoon, Planning & Development

## Real Estate Sales

2023	No. of Sales	Average Price
Condo Townhouse	16	\$ 248,859
High Rise Apt Condo	0	\$ -
Low Rise Apt Condo	8	\$ 220,730
Semi-detached	0	\$ -
Semi-detached - two titles	0	\$ -
Single Family Dwelling	36	\$ 502,294

Source: City of Saskatoon, Assessment & Taxation

## Park Space

2024	Hectares	Acres
Total Park Area	8.9	22.1
Population per Park Area	581.4	235.3

Park Type: N - Neighbourhood D - District MD - Multi-district  
SU- Special Use I - Industrial

Christine Morris	N	0.2	0.6
Dave King	N	0.3	0.6
Silverspring	N	7.7	19.0
Silverspring Linear	N	0.8	1.9

Source: City of Saskatoon, Planning & Development

# SILVERSPRING

## Voter Turn-out (%)

Provincial	2007	70%
Federal	2008	57%
Civic	2009	31%
Federal	2011	60%
Provincial	2011	57%
Civic	2012	41%
Federal	2015	77%
Provincial	2016	38%
Civic	2016	44%
Federal	2019	77%
Provincial	2020	54%
Civic	2020	34%

Source: City of Saskatoon, City Clerk's office; Elections Saskatchewan; and Elections Canada

## Licensed Home-Based Businesses

	2022	2023
Saskatoon	5293	5531
Silverspring	102	102

Source: City of Saskatoon, Business License Program

## Labour Force

### Labour Force Participation Rate

### Economic Dependency Ratio

### Median Total Income (personal)

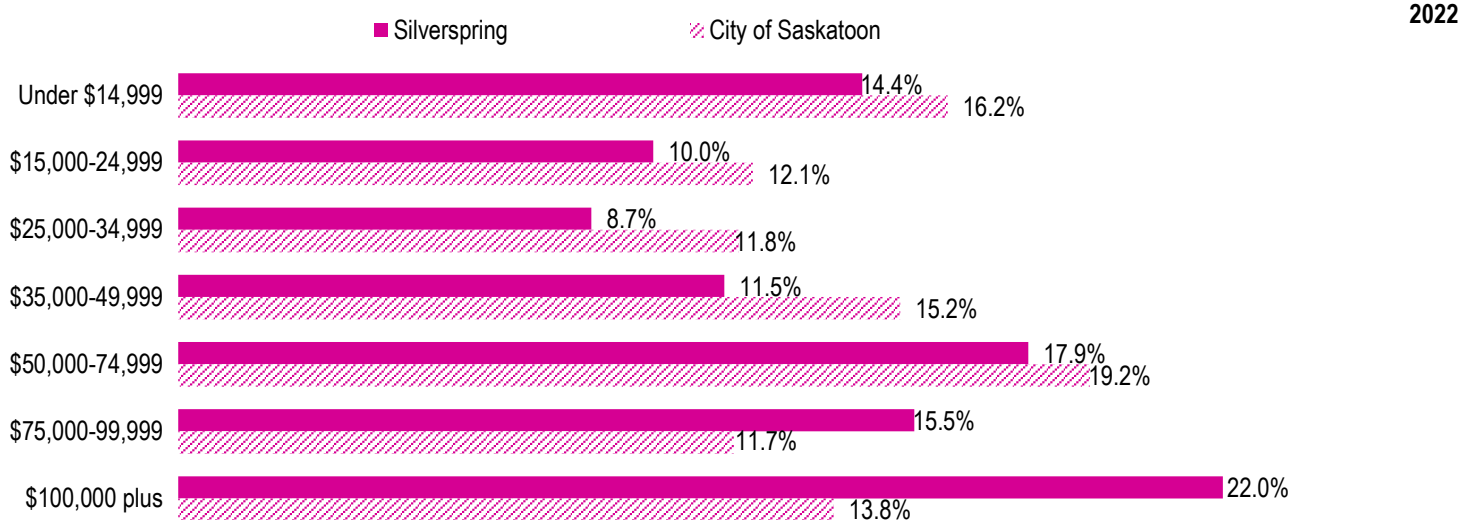
### Provincial Index of Median Income (base=100)

### Canadian Index of Median Income (base=100)

	2022	2023
Silverspring	75.5%	69.3%
Saskatoon	10.4%	18.5%
Silverspring	\$57,210	\$44,650
Saskatoon	132.30	103.30
Silverspring	132.80	103.60
Saskatoon		

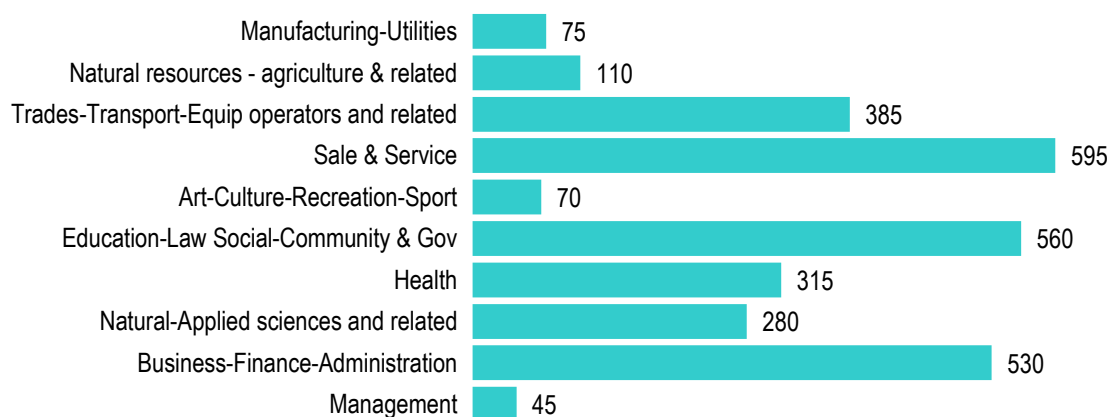
Source: Statistics Canada, Income Statistics Division, T1 Family File (T1FF) based on the final tax file, 2022

## Personal Income



Source: Statistics Canada, Income Statistics Division, T1 Family File (T1FF) based on the final tax file, 2022

## Major Occupation



Source: 2021 Census