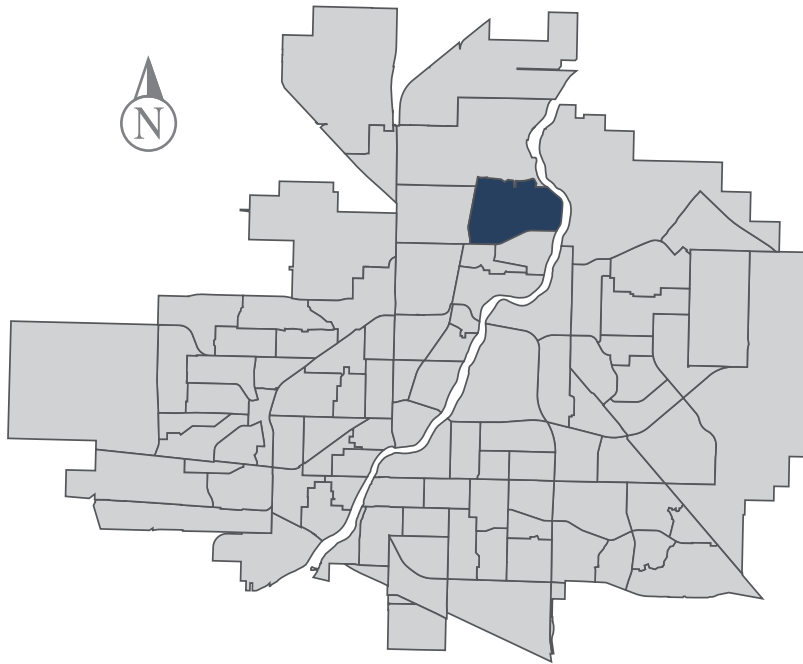


Silverwood Heights

MUNICIPAL WARD 5



Population
10,444



COMMUNITY QUICK FACTS



76.0%

homeownership



\$302,232

average
sale price



\$49,600

median
personal
income

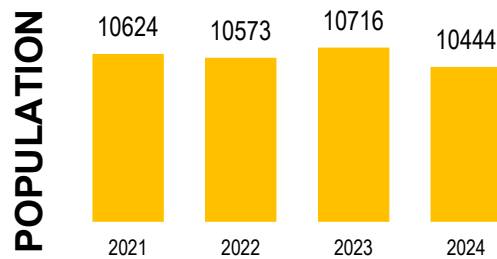


2.7

household
size

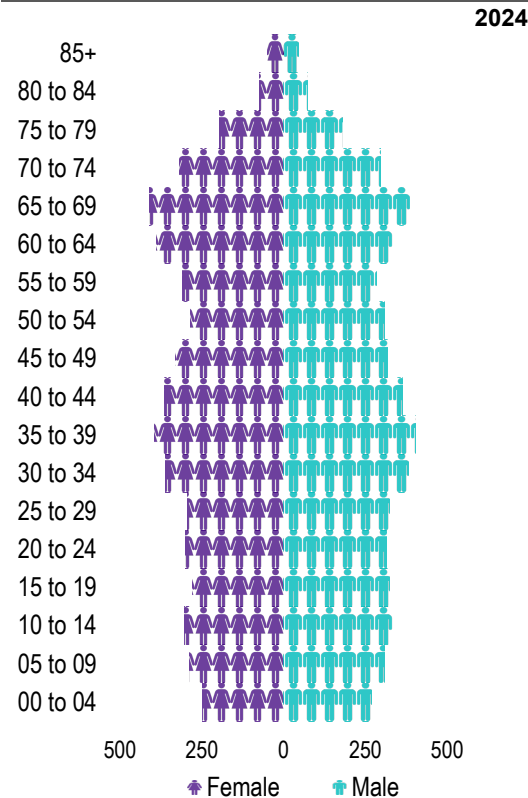


SILVERWOOD HEIGHTS



Source: eHealth Saskatchewan, 2024

Age Group



Source: eHealth Saskatchewan, 2024

Ethnic Diversity

* Higher number indicates greater diversity	2021
Silverwood Heights	0.28
Saskatoon	0.46

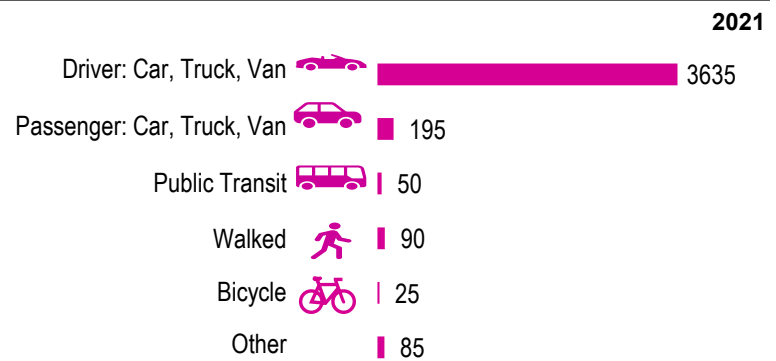
Source: 2021 Census

Mother Tongue

Top Languages	2021
English	7940
Tagalog (Pilipino, Filipino)	290
German	65
French	110
Ukrainian	125
Polish	35
Arabic	35

Source: 2021 Census

Mode of Travel to Work



Source: 2021 Census Long Form

Registered Vehicles

	2022	2023
Total (LV & PV)	8944	9689
Per Person	0.8	0.9
Saskatoon Per Person	0.9	0.9

LV - light vehicles (commercial & private) PV - private passenger vehicle

Source: SGI

Education Level

	2021
No Certificate/diploma/degree	210
High school certificate or equivalent	1385
Apprentice/trades certificate/diploma	555
College/CEGEP/non-university cert./dipl.	1025
University diploma or degree	220

Source: 2021 Census Long Form

Postsecondary Enrolment

	2021	2022	2023
Saskatchewan Polytechnic	98	106	114
University of Saskatchewan	364	336	368

Source: Saskatchewan Polytechnic Administrative Office and University of Saskatchewan Registrar's Office

Enrolment by School

	2021	2022	2023
P- Saskatoon Public School			
Brownell School (p)	178	198	214
Marion M. Graham Collegiate (p)	584	642	721
Silverwood Heights School (p)	269	262	257
Sister O'Brien School (s)	219	219	219
St. Angela School (s)	288	297	297
S - Greater Saskatoon Catholic Schools			

Source: Saskatoon Public School Division & Greater Saskatoon Catholic Schools

Household Structure

	2021
One-family households	2675
Multiple-family households	20
Non-family households	710
Total one-parent families	415
Total households	3580
Household size	2.7

Source: 2021 Census

Age of Dwelling

	2021
Before 1960	1%
1961-1980	23%
1981-1990	72%
1991-2000	3%
2001-2005	0%
2006-2010	0%
2011-2016	0%
2016-2021	0%

Source: 2021 Census

Housing Affordability

Median Multiple	2023
Saskatoon	4.21
Silverwood Heights	5.01

Note: Median Multiple of 3.0 & under is rated as "affordable"

Source: City of Saskatoon, Assessment & Taxation and RBC Economics Research

Housing Costs

	2021
Average Owner's Major Payments	\$1,442
Average Gross Rent	\$1,280

Source: 2021 Census

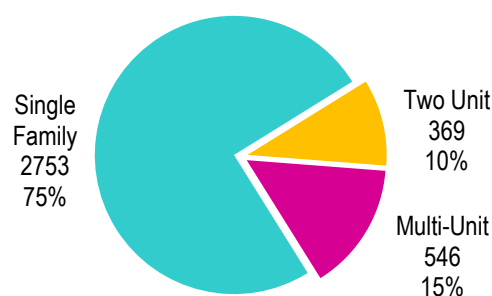
Housing by Tenure

	2021
Rented	24%
Owned	76%

Source: 2021 Census

Dwelling Unit Count (Livable Units)

2023



Total Dwellings	3668	
Neighbourhood Area	371.3 hectares	917.4 acres
Dwelling Units per Area	9.9 per hectare	4.0 per acre

Source: City of Saskatoon, Planning & Development

Real Estate Sales

2023	No. of Sales	Average Price
Condo Townhouse	5	\$ 229,180
High Rise Apt Condo	0	\$ -
Low Rise Apt Condo	2	\$ 186,000
Semi-detached	16	\$ 412,344
Semi-detached - two titles	7	\$ 218,500
Single Family Dwelling	102	\$ 465,136

Source: City of Saskatoon, Assessment & Taxation

Park Space

2024	Hectares	Acres
Total Park Area	31.1	76.8
Population per Park Area	344.9	139.6

Park Type: N - Neighbourhood D - District MD - Multi-district
SU- Special Use I - Industrial

Meewasin	SU	8.3	20.5
WJL Harvey	N	16.8	41.5
WJL Harvey South	D	6.0	14.8

Source: City of Saskatoon, Planning & Development

SILVERWOOD HEIGHTS

Voter Turn-out (%)

Provincial	2007	66%
Federal	2008	52%
Civic	2009	28%
Federal	2011	51%
Provincial	2011	48%
Civic	2012	32%
Federal	2015	76%
Provincial	2016	39%
Civic	2016	34%
Federal	2019	70%
Provincial	2020	61%
Civic	2020	36%

Source: City of Saskatoon, City Clerk's office; Elections Saskatchewan; and Elections Canada

Licensed Home-Based Businesses

	2022	2023
Saskatoon	5293	5531
Silverwood Heights	212	207

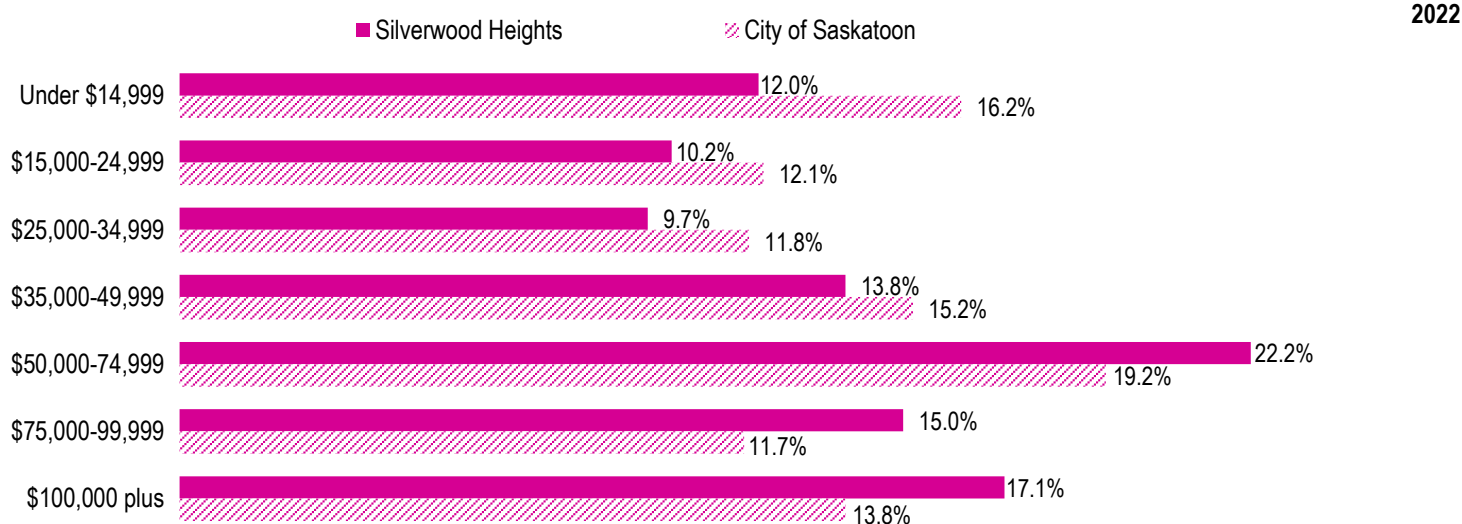
Source: City of Saskatoon, Business License Program

Labour Force

	2022	
	Silverwood Heights	Saskatoon
Labour Force Participation Rate	69.6%	69.3%
Economic Dependency Ratio	18.1%	18.5%
Median Total Income (personal)	\$54,090	\$44,650
Provincial Index of Median Income (base=100)	125.10	103.30
Canadian Index of Median Income (base=100)	125.50	103.60

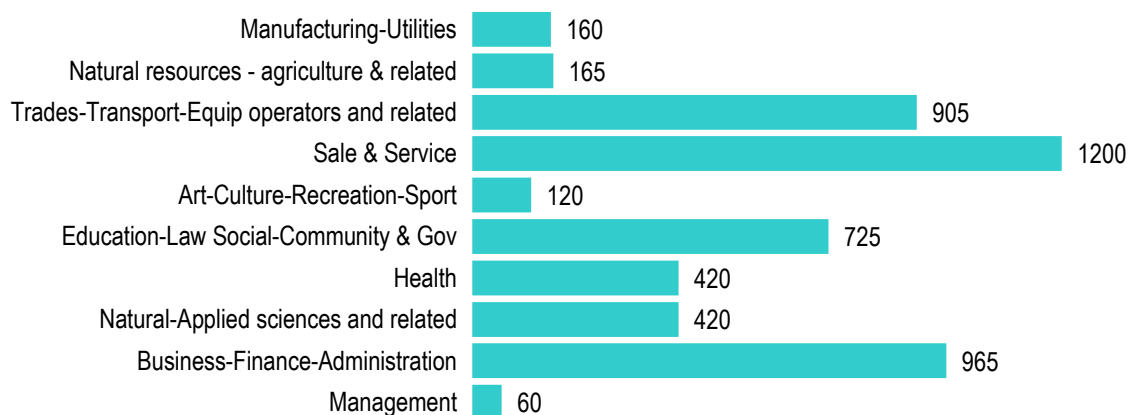
Source: Statistics Canada, Income Statistics Division, T1 Family File (T1FF) based on the final tax file, 2022

Personal Income



Source: Statistics Canada, Income Statistics Division, T1 Family File (T1FF) based on the final tax file, 2022

Major Occupation



Source: 2021 Census