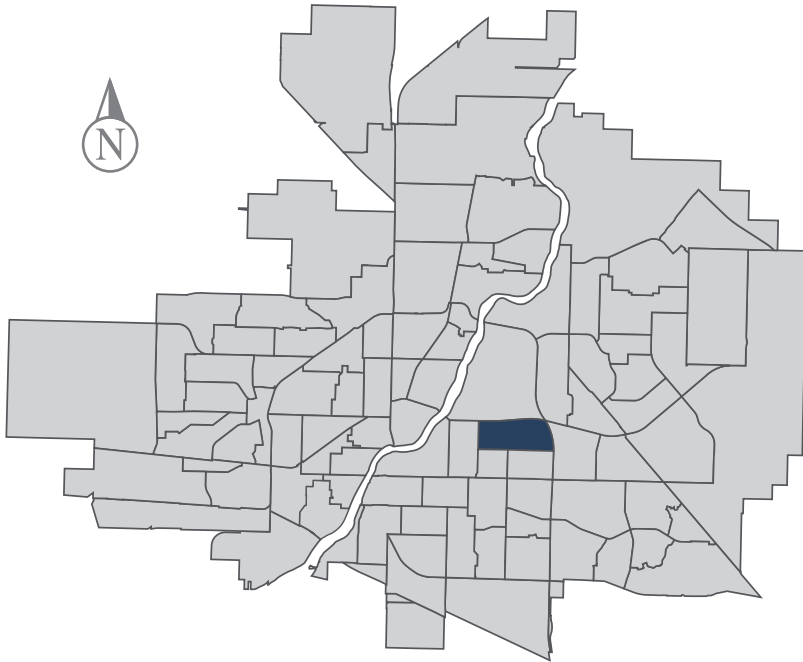


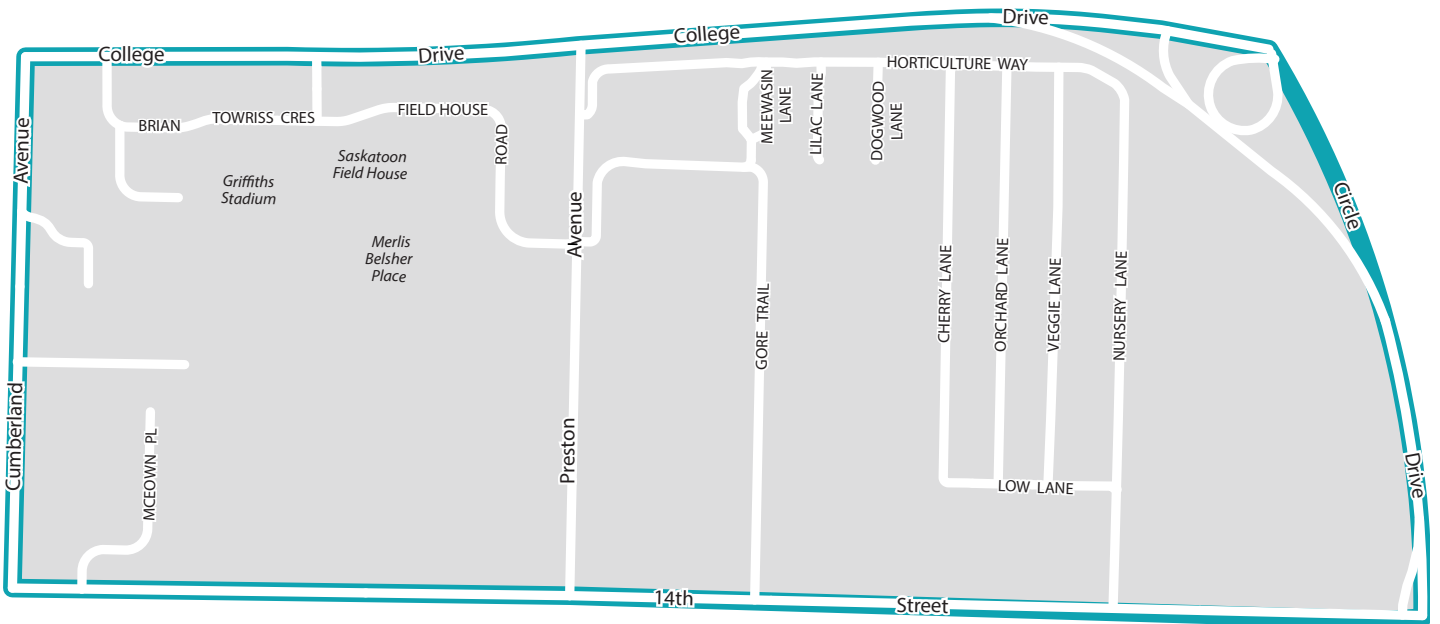
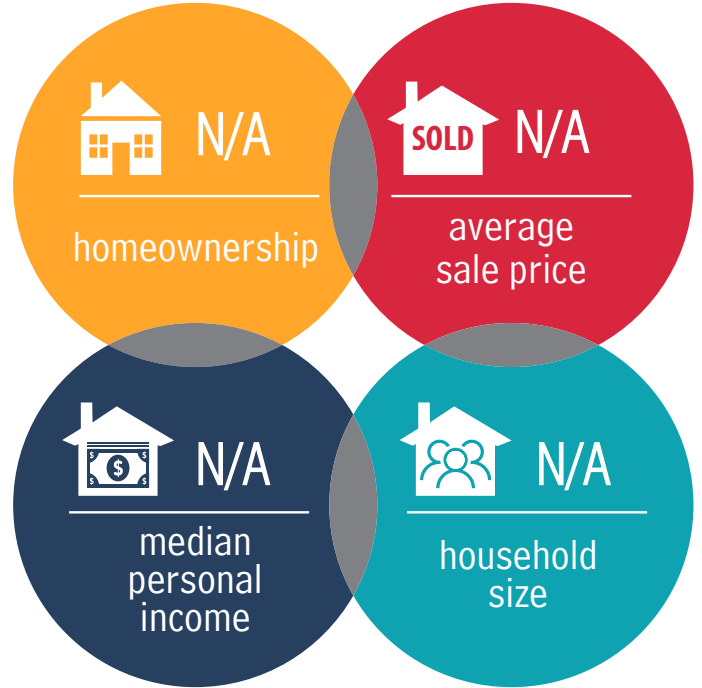
U of S Lands South Management Area

MUNICIPAL WARD 1

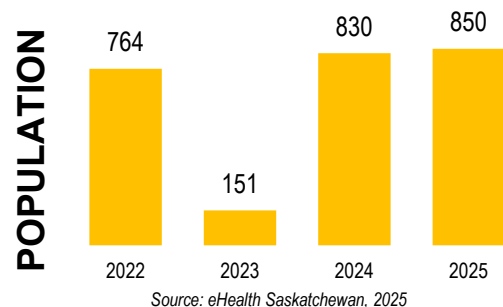
 Population
850



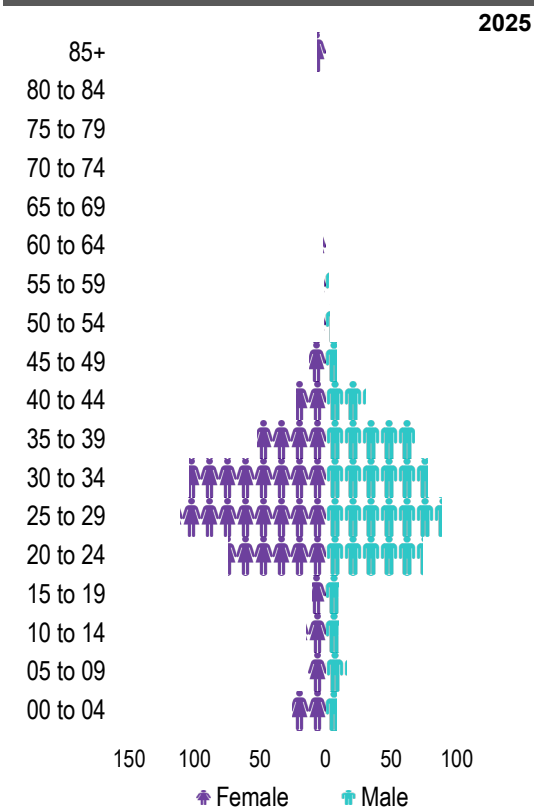
COMMUNITY QUICK FACTS



U OF S LANDS SOUTH MANAGEMENT AREA



Age Group



Ethnic Diversity

* Higher number indicates greater diversity

Area	2021
U Of S Lands South Management Area	N/A
Saskatoon	0.46

Source: 2021 Census

Mother Tongue

Top Languages 2021

Census data unavailable

Mode of Travel to Work

2021

Census Data Unavailable

Registered Vehicles

	2023	2024
Total (LV & PV)	256	192
Per Person	0.3	0.2
Saskatoon Per Person	0.9	0.7

LV - light vehicles (commercial & private) PV - private passenger vehicle

Source: SGI

Education Level

2021

Census Data Unavailable

Postsecondary Enrolment

	2022	2023	2024
Saskatchewan Polytechnic	3	3	0
University of Saskatchewan	476	535	434

Source: Saskatchewan Polytechnic Administrative Office and University of Saskatchewan Registrar's Office

Enrolment by School

P- Saskatoon Public School

S - Greater Saskatoon Catholic Schools

2022 2023 2024

No schools located in neighbourhood

Source: Saskatoon Public School Division & Greater Saskatoon Catholic Schools

U OF S LANDS SOUTH MANAGEMENT AREA

Voter Turn-out (%)

Federal	2008	58%
Civic	2009	22%
Federal	2011	33%
Provincial	2011	58%
Civic	2012	20%
Federal	2015	56%
Provincial	2016	82%
Civic	2016	21%
Federal	2019	67%
Provincial	2020	37%
Civic	2020	20%
Provincial	2020	37%

Source: City of Saskatoon, City Clerk's office; Elections Saskatchewan; and Elections Canada

Licensed Home-Based Businesses

	2023	2024
Saskatoon	5531	5334
U Of S Lands South Management Area	3	3

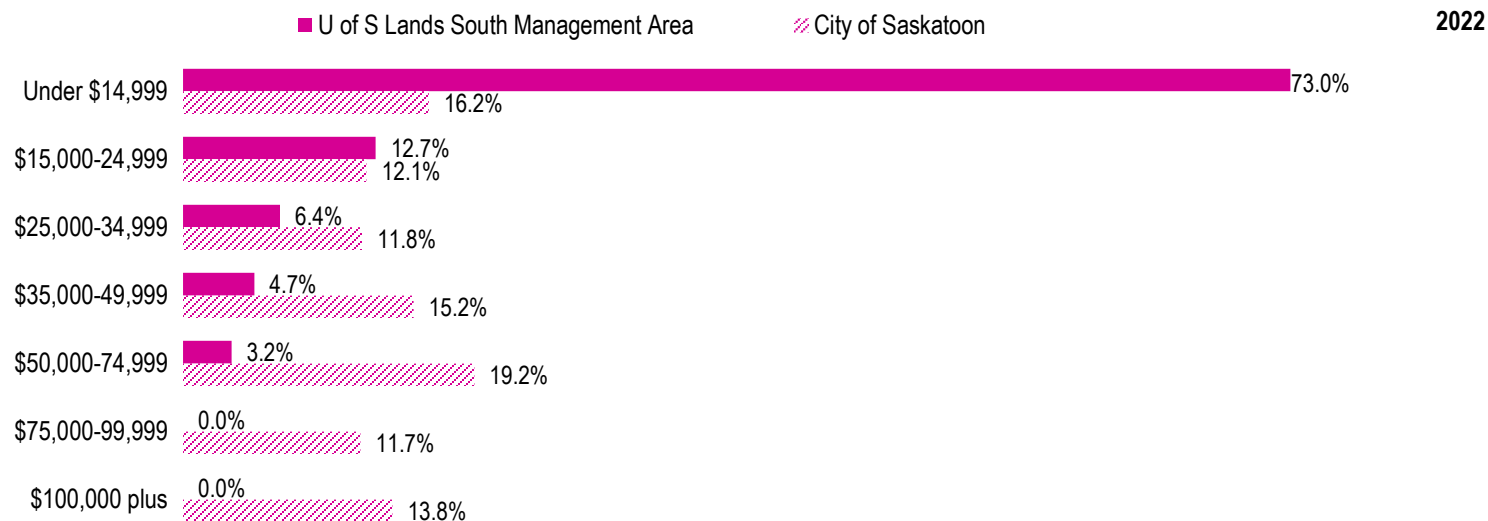
Source: City of Saskatoon, Business License Program

Labour Force

	2022	2022
	U Of S Lands South Management Area	Saskatoon
Labour Force Participation Rate	69.9%	69.3%
Economic Dependency Ratio	19.8%	18.5%
Median Total Income (personal)	\$6,300	\$44,650
Provincial Index of Median Income (base=100)	14.60	103.30
Canadian Index of Median Income (base=100)	14.60	103.60

Source: Statistics Canada, Income Statistics Division, T1 Family File (T1FF) based on the final tax file, 2022 (Data updates unavailable until 2027)

Personal Income



Source: Statistics Canada, Income Statistics Division, T1 Family File (T1FF) based on the final tax file, 2022 (Data updates unavailable until 2027)

Major Occupation

2021

Census Data Unavailable