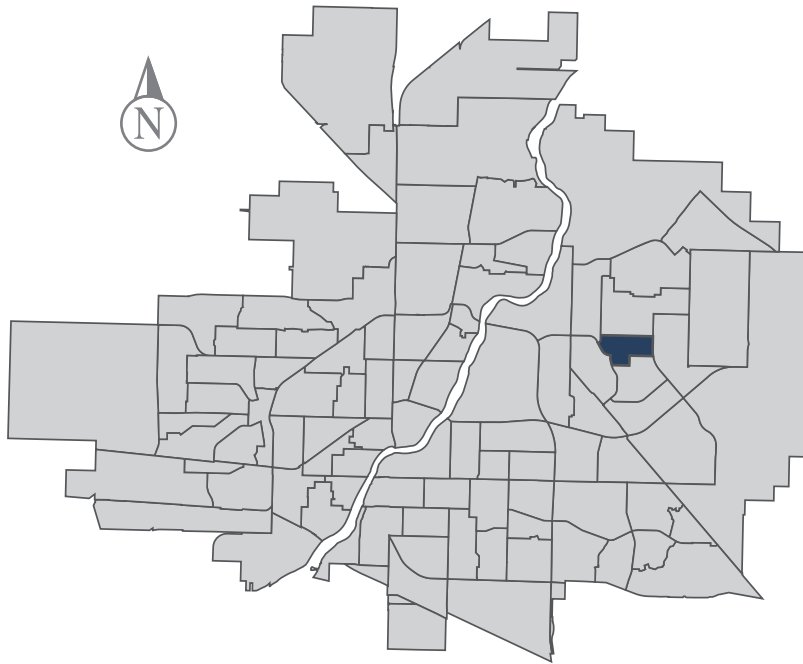


# University Heights Urban Centre

## MUNICIPAL WARD 10



Population  
1,959



## COMMUNITY QUICK FACTS



66.0%

homeownership



\$269,657

average  
sale price



\$40,800

median  
personal  
income

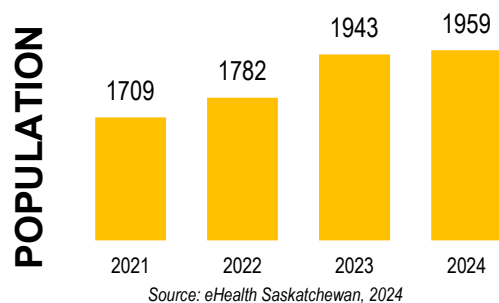


1.7

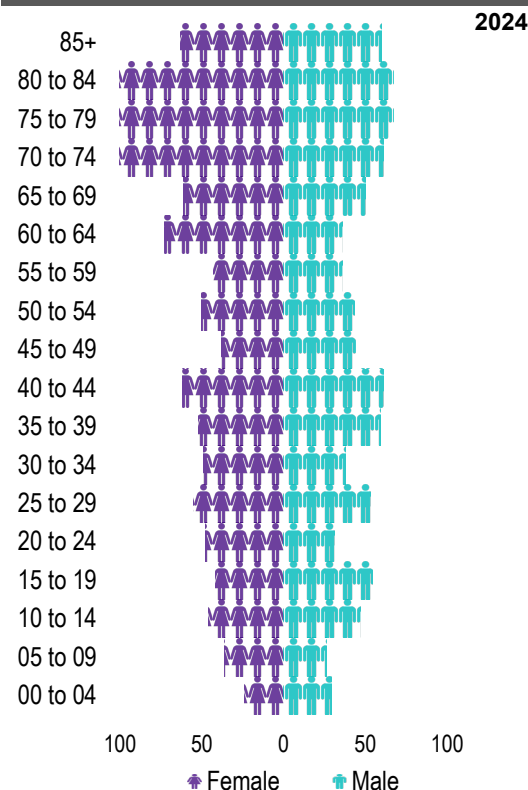
household  
size



# UNIVERSITY HEIGHTS URBAN CENTRE



## Age Group



## Ethnic Diversity

\* Higher number indicates greater diversity

	2021
University Heights Urban Centre	0.49
Saskatoon	0.46

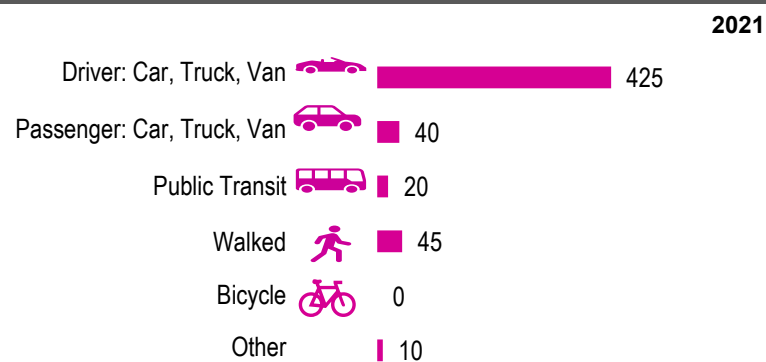
Source: 2021 Census

## Mother Tongue

Top Languages	2021
English	1240
German	35
Tagalog (Pilipino, Filipino)	0
Mandarin	65
Arabic	60
French	40

Source: 2021 Census

## Mode of Travel to Work



Source: 2021 Census Long Form

## Registered Vehicles

	2022	2023
Total (LV & PV)	2057	1588
Per Person	1.1	0.8
Saskatoon Per Person	0.9	0.9

LV - light vehicles (commercial & private) PV - private passenger vehicle

Source: SGI

## Education Level

	2021
No Certificate/diploma/degree	50
High school certificate or equivalent	180
Apprentice/trades certificate/diploma	15
College/CEGEP/non-university cert./dipl.	110
University diploma or degree	60

Source: 2021 Census Long Form

## Postsecondary Enrolment

	2021	2022	2023
Saskatchewan Polytechnic	17	10	19
University of Saskatchewan	86	79	80

Source: Saskatchewan Polytechnic Administrative Office and University of Saskatchewan Registrar's Office

## Enrolment by School

	2021	2022	2023
P- Saskatoon Public School			
S - Greater Saskatoon Catholic Schools			
Centennial Collegiate (p)	1339	1430	1504
St. Joseph High School (s)	1114	1195	1195

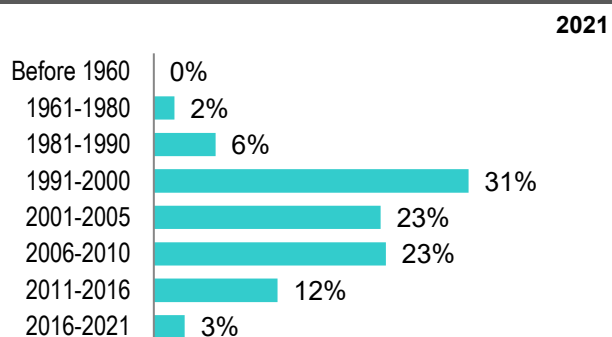
Source: Saskatoon Public School Division & Greater Saskatoon Catholic Schools

## Household Structure

	2021
One-family households	430
Multiple-family households	0
Non-family households	520
Total one-parent families	50
Total households	965
Household size	1.7

Source: 2021 Census

## Age of Dwelling



Source: 2021 Census

## Housing Affordability

Median Multiple	2023
Saskatoon	4.21
University Heights Urban Centre	2.95

Note: Median Multiple of 3.0 & under is rated as "affordable"

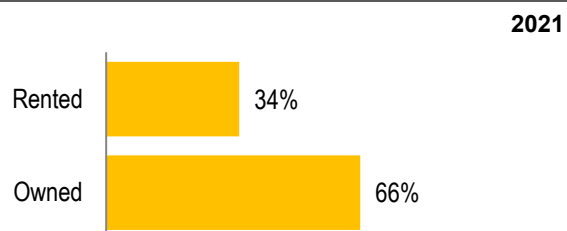
Source: City of Saskatoon, Assessment & Taxation and RBC Economics Research

## Housing Costs

	2021
Average Owner's Major Payments	\$1,106
Average Gross Rent	\$1,285

Source: 2021 Census

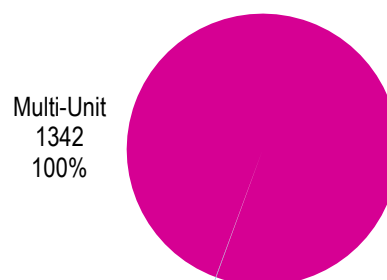
## Housing by Tenure



Source: 2021 Census

## Dwelling Unit Count (Livable Units)

2023



Total Dwellings	1343	
Neighbourhood Area	92.1 hectares	227.6 acres
Dwelling Units per Area	14.6 per hectare	5.9 per acre

Source: City of Saskatoon, Planning & Development

## Real Estate Sales

2023	No. of Sales	Average Price
Condo Townhouse	0	\$ -
High Rise Apt Condo	0	\$ -
Low Rise Apt Condo	69	\$ 269,657
Semi-detached	0	\$ -
Semi-detached - two titles	0	\$ -
Single Family Dwelling	0	\$ -

Source: City of Saskatoon, Assessment & Taxation

## Park Space

2024	Hectares	Acres
Total Park Area	24.5	60.6
Population per Park Area	79.2	32.1

Park Type: N - Neighbourhood D - District MD - Multi-district  
SU - Special Use I - Industrial

Forest	D	14.5	35.8
University Heights	MD	10.0	24.8

Source: City of Saskatoon, Planning & Development

# UNIVERSITY HEIGHTS URBAN CENTRE

## Voter Turn-out (%)

Provincial	2007	77%
Federal	2008	52%
Civic	2009	33%
Federal	2011	48%
Provincial	2011	40%
Civic	2012	34%
Federal	2015	74%
Provincial	2016	35%
Civic	2016	21%
Federal	2019	68%
Provincial	2020	49%
Civic	2020	25%

Source: City of Saskatoon, City Clerk's office; Elections Saskatchewan; and Elections Canada

## Licensed Home-Based Businesses

	2022	2023
Saskatoon	5293	5531
University Heights Urban Centre	14	142

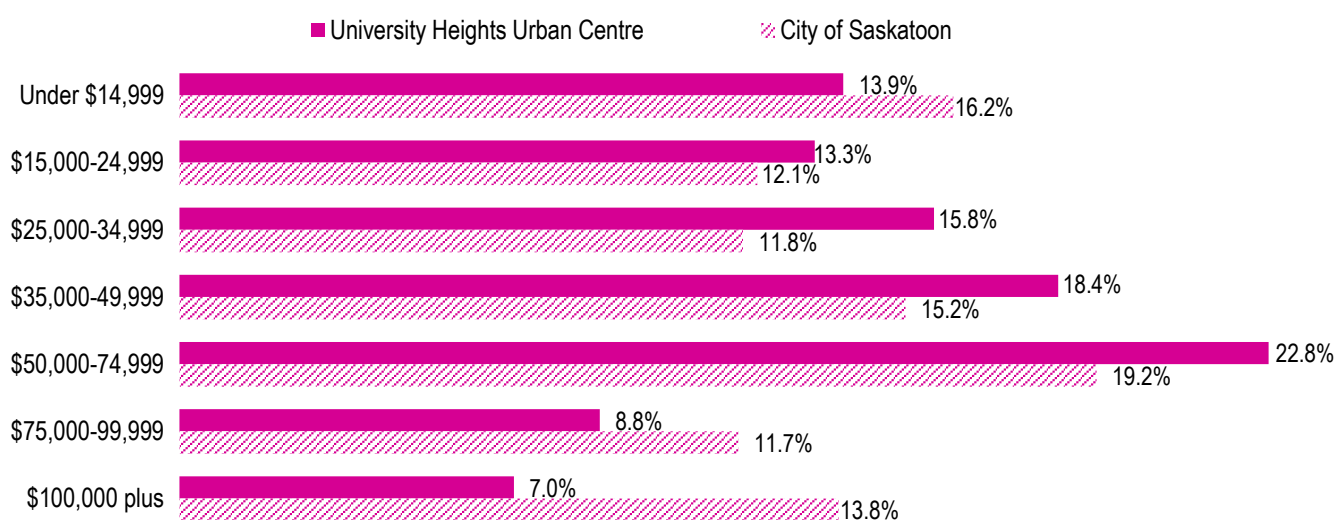
Source: City of Saskatoon, Business License Program

## Labour Force

	2022
University Heights Urban Centre	Saskatoon
Labour Force Participation Rate	49.4% 69.3%
Economic Dependency Ratio	53.6% 18.5%
Median Total Income (personal)	\$40,690 \$44,650
Provincial Index of Median Income (base=100)	94.10 103.30
Canadian Index of Median Income (base=100)	94.40 103.60

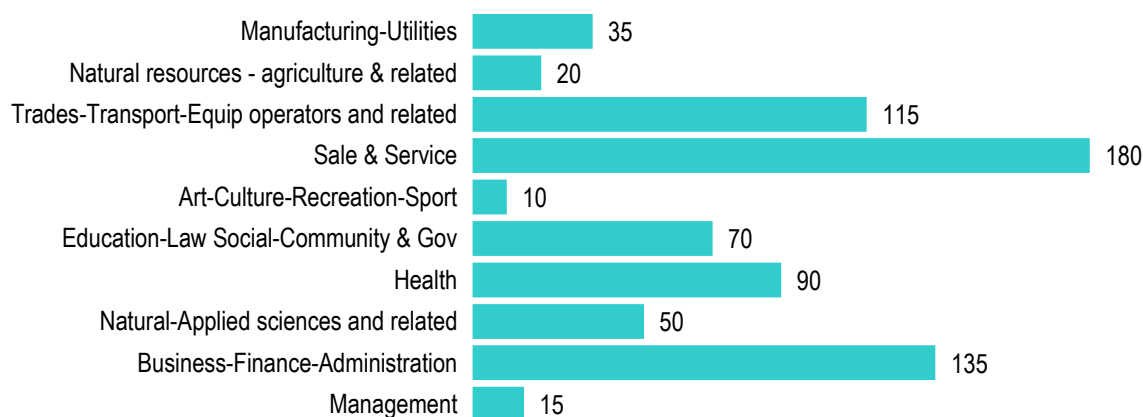
Source: Statistics Canada, Income Statistics Division, T1 Family File (T1FF) based on the final tax file, 2022

## Personal Income



Source: Statistics Canada, Income Statistics Division, T1 Family File (T1FF) based on the final tax file, 2022

## Major Occupation



Source: 2021 Census