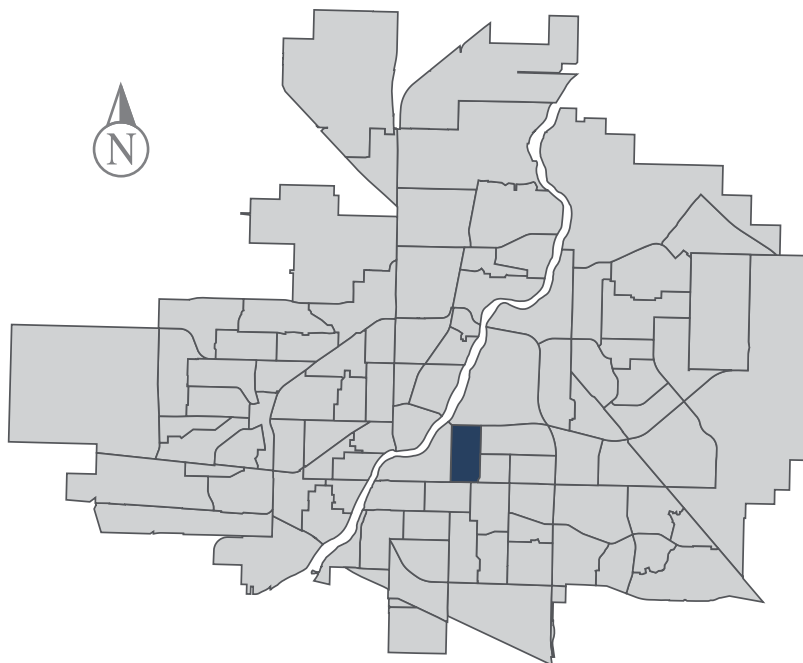


# Varsity View

## MUNICIPAL WARD 6



**Population**  
3,865



### COMMUNITY QUICK FACTS



43.0%

homeownership



\$541,093

average  
sale price



\$35,600

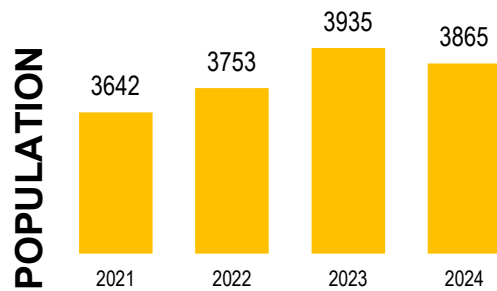
median  
personal  
income



2.0


household  
size

# VARSAITY VIEW



Source: eHealth Saskatchewan, 2024

## Age Group



Source: eHealth Saskatchewan, 2024

## Ethnic Diversity

* Higher number indicates greater diversity	<b>2021</b>
Varsity View	0.39
Saskatoon	0.46

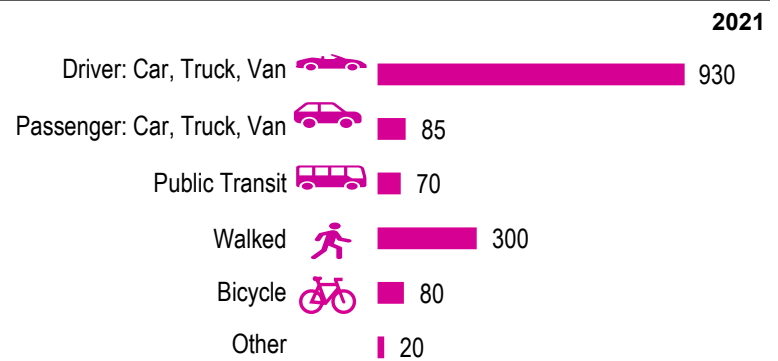
Source: 2021 Census

## Mother Tongue

<b>Top Languages</b>	<b>2021</b>
English	2915
Mandarin	80
Spanish	30
French	55
Chinese, n.o.s.	0

Source: 2021 Census

## Mode of Travel to Work



Source: 2021 Census Long Form

## Registered Vehicles

	<b>2022</b>	<b>2023</b>
Total (LV & PV)	3991	2686
Per Person	1.0	0.7
Saskatoon Per Person	0.9	0.9

LV - light vehicles (commercial & private) PV - private passenger vehicle

Source: SGI

## Education Level

	<b>2021</b>
No Certificate/diploma/degree	90
High school certificate or equivalent	365
Apprentice/trades certificate/diploma	85
College/CEGEP/non-university cert./dipl.	220
University diploma or degree	95

Source: 2021 Census Long Form

## Postsecondary Enrolment

	<b>2021</b>	<b>2022</b>	<b>2023</b>
Saskatchewan Polytechnic	43	57	58
University of Saskatchewan	684	613	635

Source: Saskatchewan Polytechnic Administrative Office and University of Saskatchewan Registrar's Office

## Enrolment by School

	<b>2021</b>	<b>2022</b>	<b>2023</b>
P- Saskatoon Public School			
S - Greater Saskatoon Catholic Schools			
Bishop Murray (s)	162	162	162
Brunskill School / KCC (p)	426	451	480

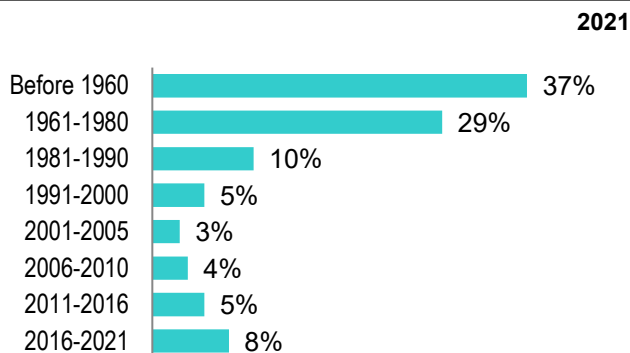
Source: Saskatoon Public School Division & Greater Saskatoon Catholic Schools

## Household Structure

	2021
One-family households	755
Multiple-family households	15
Non-family households	1050
Total one-parent families	140
Total households	1875
Household size	2

Source: 2021 Census

## Age of Dwelling



Source: 2021 Census

## Housing Affordability

Median Multiple	2023
Saskatoon	4.21
Varsity View	4.91

Note: Median Multiple of 3.0 & under is rated as "affordable"

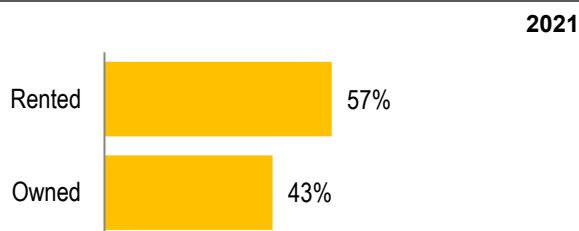
Source: City of Saskatoon, Assessment & Taxation and RBC Economics Research

## Housing Costs

	2021
Average Owner's Major Payments	\$1,808
Average Gross Rent	\$1,190

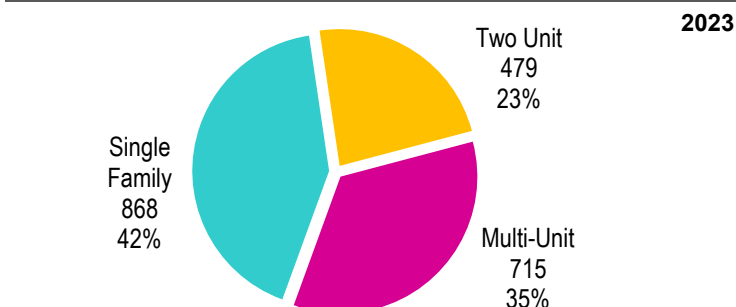
Source: 2021 Census

## Housing by Tenure



Source: 2021 Census

## Dwelling Unit Count (Livable Units)



Total Dwellings	2062	
Neighbourhood Area	126.6 hectares	312.8 acres
Dwelling Units per Area	16.3 per hectare	6.6 per acre

Source: City of Saskatoon, Planning & Development

## Real Estate Sales

2023	No. of Sales	Average Price
Condo Townhouse	1	\$ 663,800
High Rise Apt Condo	0	\$ -
Low Rise Apt Condo	15	\$ 252,037
Semi-detached	6	\$ 563,250
Semi-detached - two titles	12	\$ 652,017
Single Family Dwelling	63	\$ 574,363

Source: City of Saskatoon, Assessment & Taxation

## Park Space

2024	Hectares	Acres
Total Park Area	6.8	16.7
Population per Park Area	582.5	235.7

Park Type: N - Neighbourhood D - District MD - Multi-district  
SU- Special Use I - Industrial

Albert	N	1.4	3.4
Cumberland	D	1.4	3.3
President Murray	N	3.0	7.3
Raoul Wallenberg	N	1.0	2.6

Source: City of Saskatoon, Planning & Development

# Varsity View

## Voter Turn-out (%)

Provincial	2007	77%
Federal	2008	58%
Civic	2009	25%
Federal	2011	57%
Provincial	2011	61%
Civic	2012	30%
Federal	2015	79%
Provincial	2016	44%
Civic	2016	33%
Federal	2019	76%
Provincial	2020	60%
Civic	2020	34%

Source: City of Saskatoon, City Clerk's office; Elections Saskatchewan; and Elections Canada

## Licensed Home-Based Businesses

	2022	2023
Saskatoon	5293	5531
Varsity View	62	134

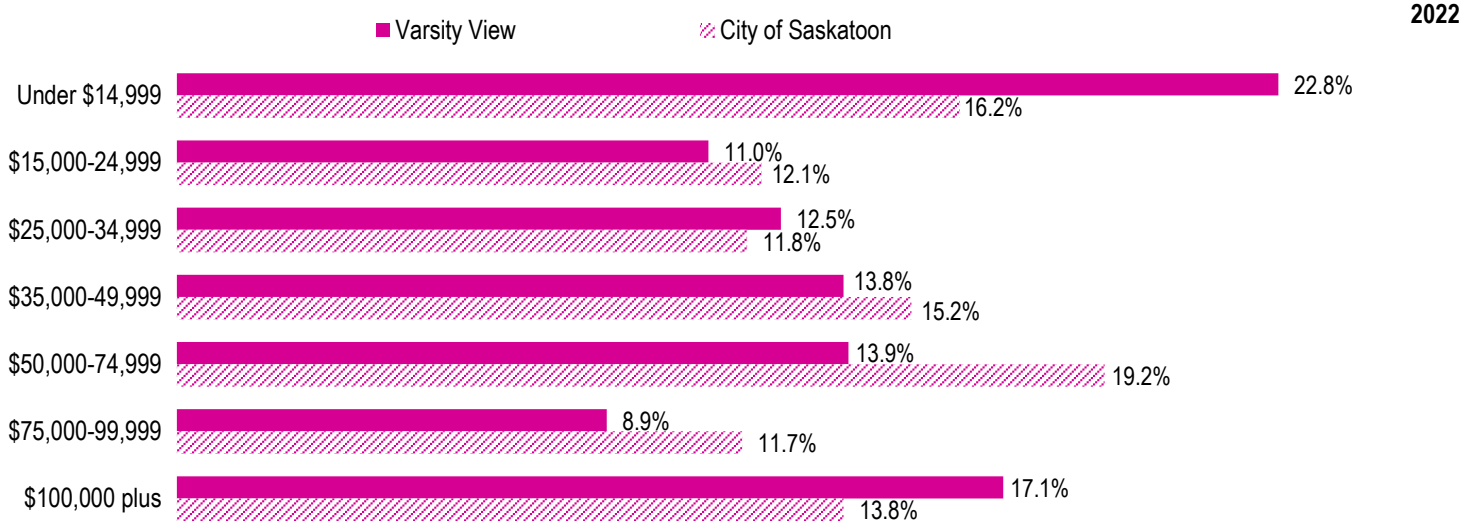
Source: City of Saskatoon, Business License Program

## Labour Force

	2022	
	Varsity View	Saskatoon
Labour Force Participation Rate	69.7%	69.3%
Economic Dependency Ratio	16.0%	18.5%
Median Total Income (personal)	\$38,240	\$44,650
Provincial Index of Median Income (base=100)	88.40	103.30
Canadian Index of Median Income (base=100)	88.70	103.60

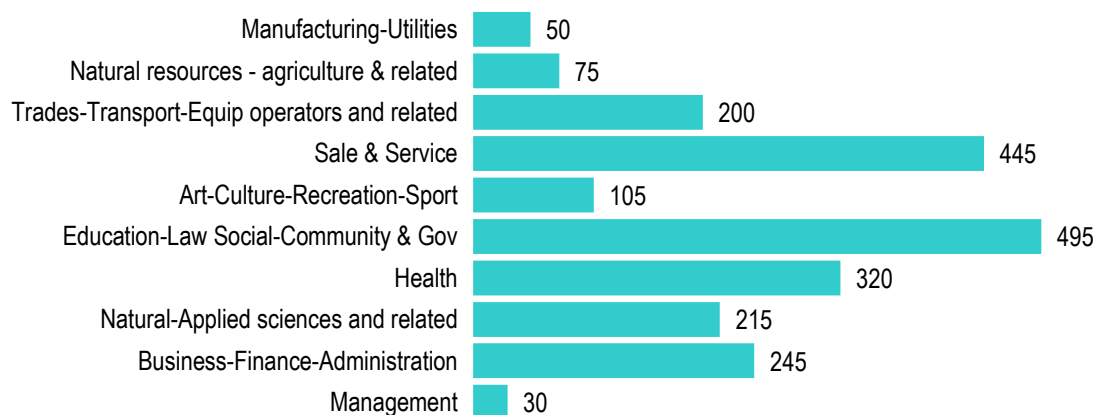
Source: Statistics Canada, Income Statistics Division, T1 Family File (T1FF) based on the final tax file, 2022

## Personal Income



Source: Statistics Canada, Income Statistics Division, T1 Family File (T1FF) based on the final tax file, 2022

## Major Occupation



Source: 2021 Census