

AT A GLANCE

2021

APPROVED Budget

To increase the accountability and transparency of the business plan and budget process and to adopt a longer-term view on financial planning, in November 2019, the City of Saskatoon approved its first Multi-Year Business Plan and Budget for 2021.

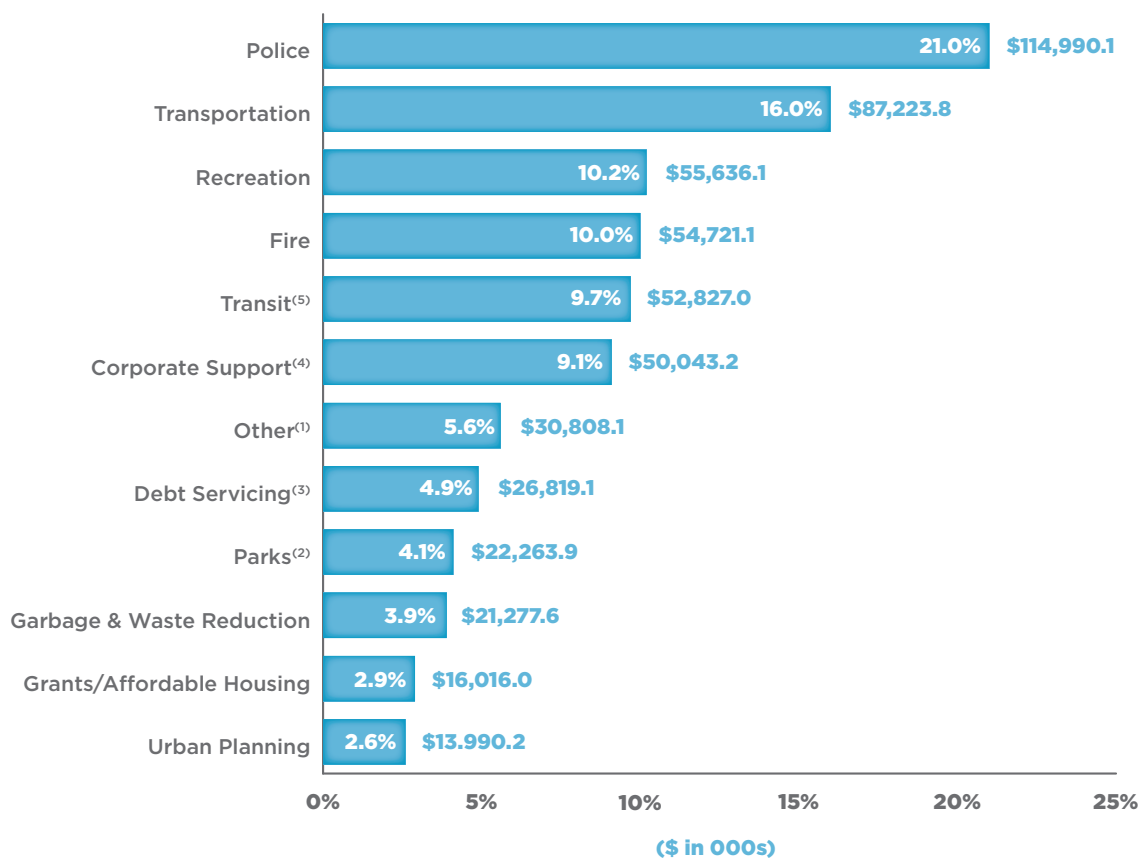
As part of the new budget process, City Council can revisit the prior approved budget in the second year so they may adapt, respond or adjust to the current or changing environment if needed.

For 2021, any significant changes as allowed within the Multi-Year Business Plan and Budget Policy

(Council Policy C03-036) had to be brought forward by the Administration for City Council approval. As defined within this Policy, the Administration has the ability to adjust unanticipated external factors of significant impact to the subsequent year of the multi-year budget. The economic impact of the COVID-19 pandemic on City operations was at the forefront of City Council's 2021 Adjusted Budget review.

City Council reviewed the Administration's proposed 2021 Adjusted Budget for 2021 on December 2 and 3, 2020, and finalized its investment decisions as follows.

2021 TOTAL OPERATING EXPENDITURES BY SERVICE



(1) Includes street lighting, animal services, cemeteries and asset management

(2) Includes urban forestry and urban biological services

(3) Includes provisions for current and future servicing

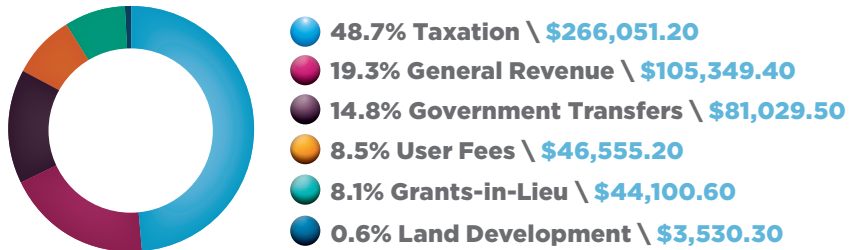
(4) Includes the offices of the City Manager, City Clerk, City Solicitor, Finance, Revenue, Assessment & Taxation, Information Technology, Human Resources, General Administration, Legislative, and Service Saskatoon

(5) Includes Access Transit

2021 Operating Budget Expenditures Increase: (\$ in Millions)

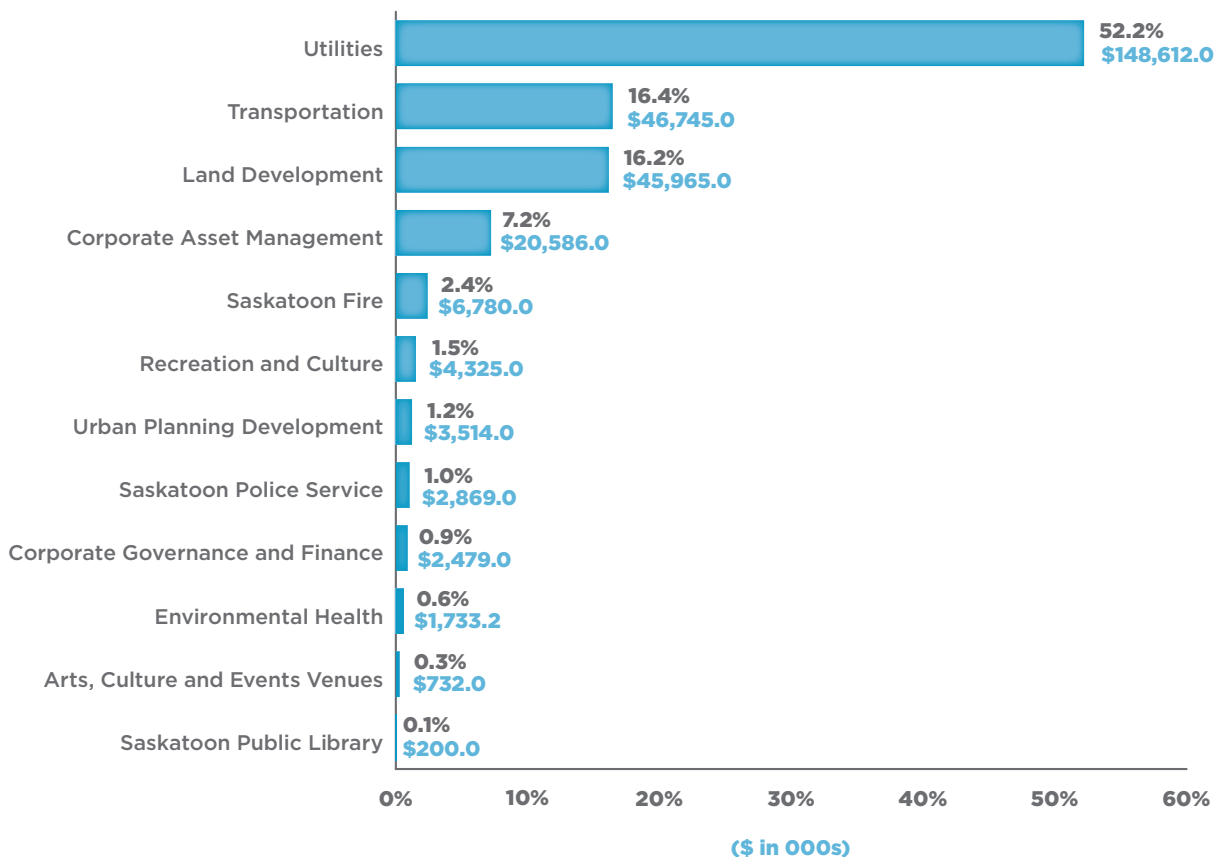
Item	2020 Approved	2021 Proposed	2021 Approved	2021 (\$) Increase	2021 (%) Increase
Saskatoon Police	\$ 110.4	\$ 115.2	\$ 115.0	\$ 4.6	4.17%
All Other Civic Operations	\$ 421.7	\$ 434.3	\$ 431.6	\$ 9.9	2.35%
Total	\$ 532.1	\$ 549.5	\$ 546.6	\$ 14.5	2.73%

2021 OPERATING BUDGET TOTAL REVENUE SOURCES



(\$ in 000s)

2021 CAPITAL INVESTMENT BY BUSINESS LINE



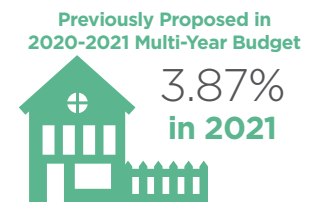
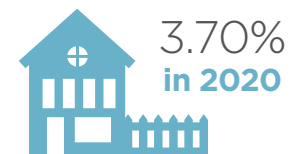
2021 Approved Balanced Budget Equation:

	Operating Expenditure Increase	-	Operating Revenue Increase	=	Total Revenue Gap (Amount covered by the Property Levy)	Property Tax % Increase (to fill the Revenue Gap)
2021 Proposed	\$17.4 Million		\$7.5 Million		\$9.9 Million	3.87%
2021 Approved	\$14.5 Million		\$7.3 Million		\$7.2 Million	2.83%

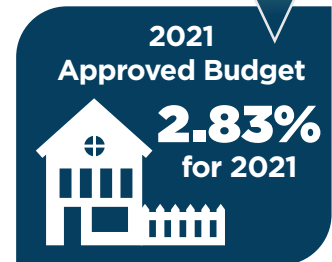
Property Tax in 2021

A homeowner who owns a single-family detached home with an assessed value of **\$371,000** will see their municipal property taxes change by the approximate amounts shown below.

Municipal Property Tax	Approved 2020	Previously Proposed 2021	Approved 2021
Increase Per Average Household \$371,000 Assessment	Total City Services 3.70%	Total City Services 3.87%	Total City Services 2.83%
Approximate Total Increase (\$ per year)	\$ 69.87	\$ 75.74	\$ 55.37
Approximate Total Increase (\$ per month)	\$ 5.82	\$ 6.31	\$ 4.61



Lowest municipal tax
increase since 2006



HOW YOUR MUNICIPAL PROPERTY TAX WILL BE DISTRIBUTED IN 2021

Every \$1 of municipal property tax is shared between the civic services shown in this chart.

