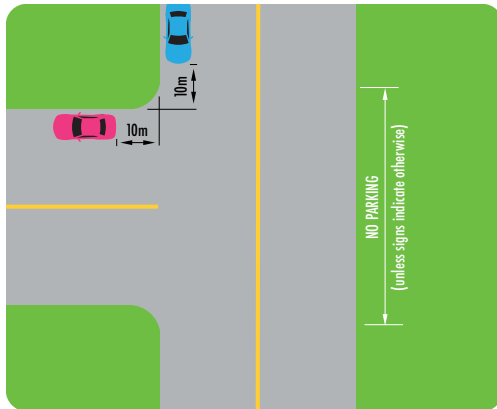


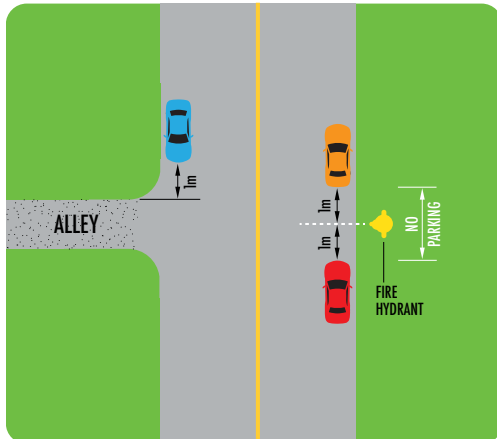
Parking Near an Intersection

Vehicles cannot be parked within ten metres of an intersection. Parking is not allowed along the continuous side of a "T" intersection unless there are signs indicating otherwise (as illustrated).

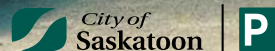
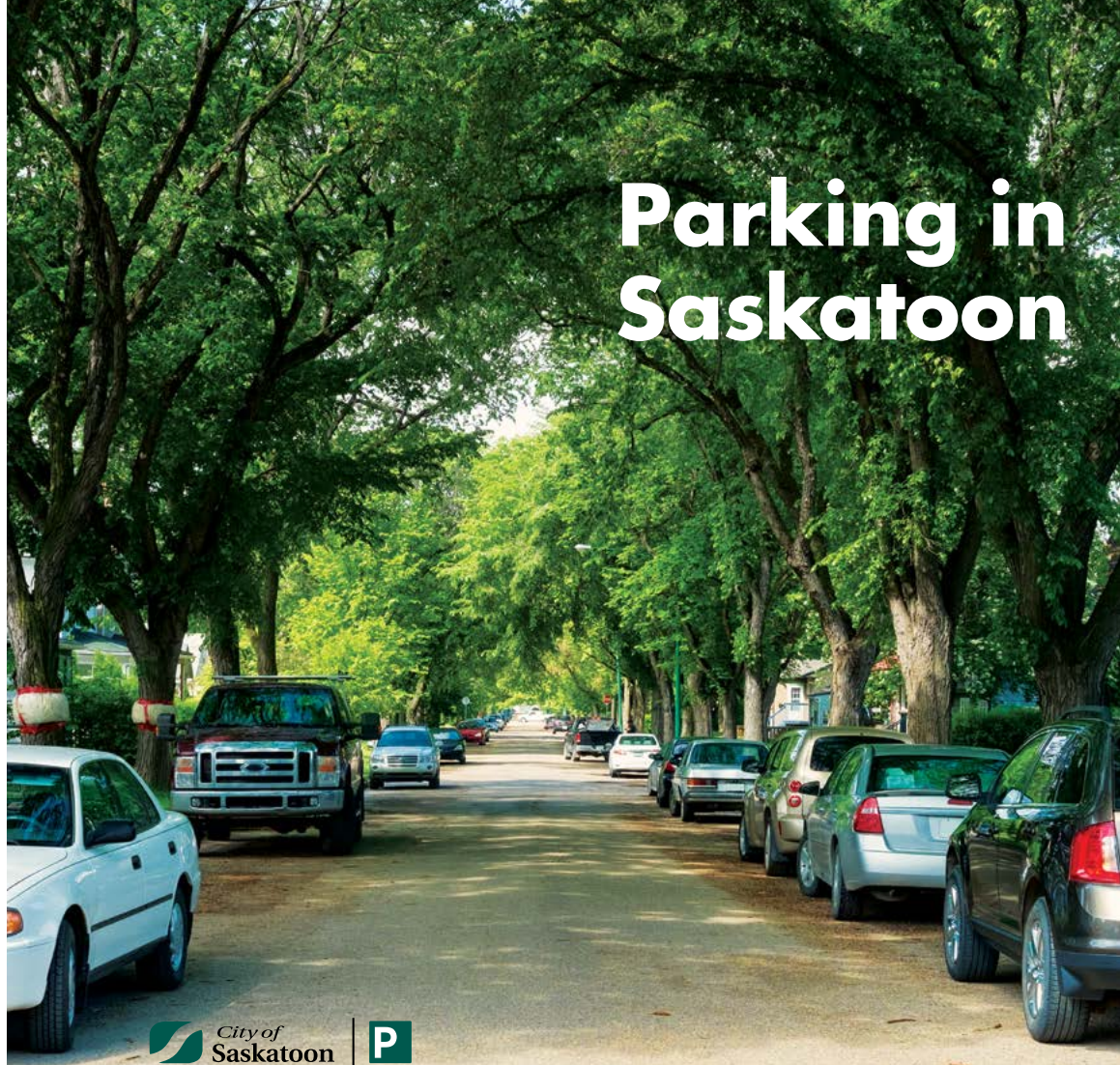


Parking Near a Fire Hydrant, Driveway or Alley

Vehicles cannot be parked within one metre of a driveway or alley and must be parked at least one metre from the centre of a fire hydrant (as illustrated).

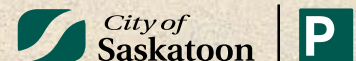


Parking in Saskatoon



Parking Services
306-975-2548
parking.services@saskatoon.ca

saskatoon.ca/parking



TIPS TO AVOID A PARKING TICKET

Parking Services is responsible for enforcing parking regulations that promote public safety, enhance traffic flow and maintain community standards.



1. **Watch for signs** that indicate where parking is and is not allowed, for how long and which areas require payment.



2. **Know the difference between 'No Parking' and 'No Stopping'.**

- **No Parking** – Vehicles can only stop briefly to load or unload. You may not park your vehicle and wait for someone.
- **No Stopping** – Vehicles must not stop for any reason, including dropping off or picking up passengers.



3. **Park safely in school zones.** Children's safety is paramount. To help ensure clear sightlines for drivers and students, please obey signage and park only in authorized areas.



4. **Leave accessible parking spaces for people with a disability.**

People without a valid government issued disabled parking permit are not allowed to park in or use these areas under any circumstance. Permits must be clearly displayed in vehicles.



5. **Pay attention to curbs, corners, driveways and fire hydrants.** Vehicles must be:

- Ten metres from a corner with or without a painted crosswalk.
- 15 metres from a pedestrian corridor unless there are signs indicating otherwise.
- One metre from a driveway or alley.
- One metre from the centre of a fire hydrant.
- Within 30 centimetres from the curb.



6. **Enter the correct license plate information when paying for parking** at a FlexParking station or when using the WayToPark app. Much like a password, your plate number must be entered correctly for the system to verify your payment.



7. **Respect parking time limits.** Vehicles may be parked on a city street for up to 72 hours, except as otherwise indicated by a sign or provided for in the Traffic Bylaw. Vehicles displaying a parking permit, such as a Residential Parking Permit or Disabled Parking Permit, must also observe the 72 hour time limit.

8. **Know the parking restrictions for over-length and recreational vehicles.** Over-length units longer than six metres are not allowed to park in a pay parking zone and, with the exception of recreational vehicles, may only park unattended for up to an hour on a residential street.



Recreational vehicles cannot be parked on a residential street for more than 36 hours and must be removed from all streets for at least 48 hours prior to being parked again.



9. **Do not park in an alley** unless your vehicle is being actively loaded or unloaded and is not blocking traffic.



10. **Get to know your neighbours.** Most parking issues in residential areas can be resolved by neighbours discussing the problem and working toward a mutually beneficial solution for all involved. Remember, the street in front of your house does not belong to you.

