
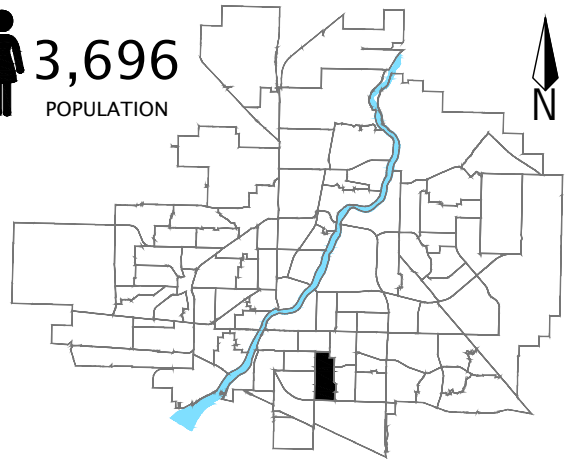


Adelaide-Churchill


3,696
 POPULATION

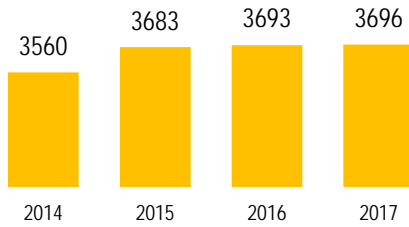


Community Quick Facts

Homeownership	87.9%
Average Sale Price	\$375,070
Median Personal Income	\$45,510
Household Size	2.6
Municipal Ward	7

ADELAIDE/CHURCHILL

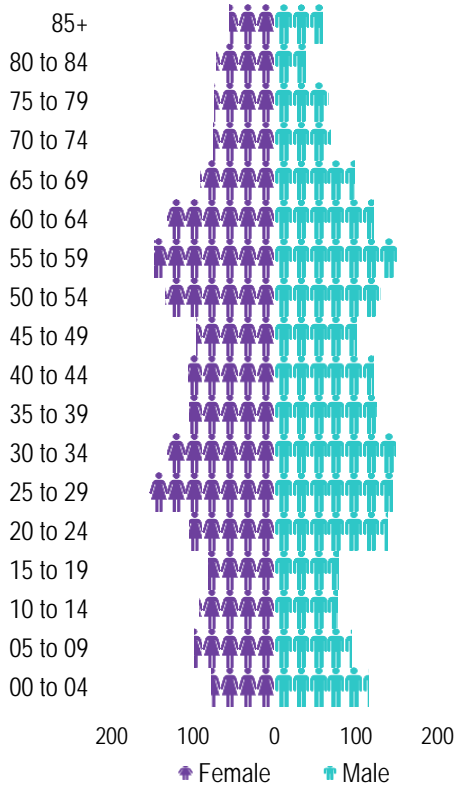
POPULATION



Source: eHealth Saskatchewan, 2017

Age Group

2017



Source: eHealth Saskatchewan, 2017

Ethnic Diversity

* Higher number indicates greater diversity

Location	2011
Adelaide/Churchill	0.26
Saskatoon	0.61

Source: 2011 National Household Survey

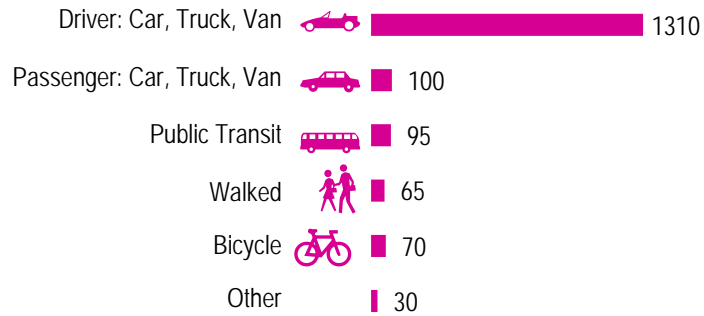
Mother Tongue

Top Languages	2011
English	3025
French	55
German	50
Ukrainian	30
Tagalog (Pilipino, Filipino)	25

Source: 2011 Census

Mode of Travel to Work

2011



Source: 2011 National Household Survey

Registered Vehicles

	2015	2016
Total (LV & PV)	3097	2728
LV - light vehicles (commercial & private)		
PV - private passenger vehicle		
Per Person	0.8	0.7
Saskatoon Per Person	0.8	0.7

Source: SGI

Education Level

2011

No Certificate/diploma/degree	365
High school certificate or equivalent	765
Apprentice/trades certificate/diploma	325
College/CEGEP/non-university cert./dipl.	480
University diploma or degree	820

Source: 2011 National Household Survey

Postsecondary Enrolment

	2014	2015	2016
Saskatchewan Polytechnic	43	37	35
University of Saskatchewan	190	174	161

Source: Saskatchewan Polytechnic Administrative Office and University of Saskatchewan Registrar's Office

Enrolment by School

	2014	2015	2016
P - Saskatoon Public School			
S - Greater Saskatoon Catholic Schools			
Hugh Cairns V.C. School (p)	329	355	379
St. Philip School (s)	257	250	268

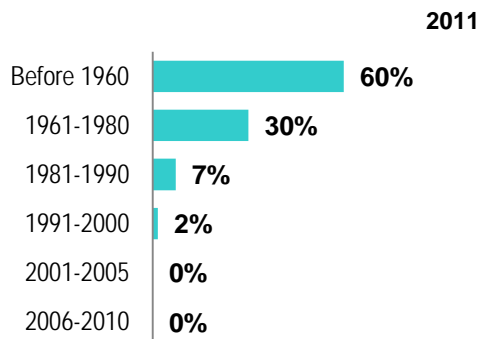
Source: Saskatoon Public School Division & Greater Saskatoon Catholic Schools

Household Structure

	2011
One-family households	900
Multiple-family households	15
Non-family households	340
Total lone-parent families	136
Total households	1300
Household size	2.6

Source: 2011 Census

Age of Dwelling



Source: 2011 National Household Survey

Housing Affordability

2016	Median Multiple
Saskatoon	4.32
Adelaide/Churchill	4.81

Note: Median Multiple of 3.0 & under is rated as "affordable"

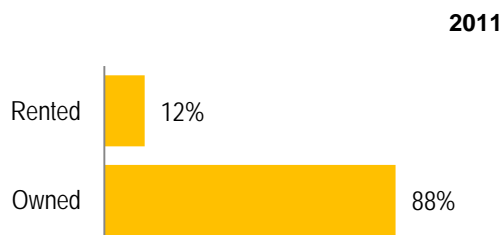
Source: City of Saskatoon, Assessment & Taxation and RBC Economics Research

Housing Costs

	2011
Average Owner's Major Payments	\$936
Average Gross Rent	\$1,048

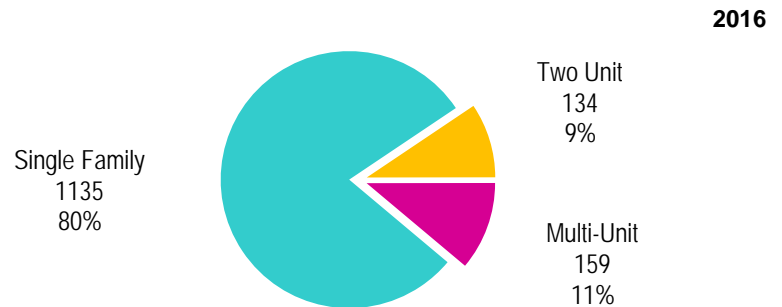
Source: 2011 National Household Survey

Housing by Tenure



Source: 2011 National Household Survey

Dwelling Unit Count



Total Dwellings	1428	
Neighbourhood Area	149.5 hectares	369.5 acres
Dwelling Units per Area	9.5 per hectare	3.9 per acre

Source: City of Saskatoon, Planning & Development

Real Estate Sales

2016	No. of Sales	Average Price
Condo Townhouse	2	\$ 434,950
High Rise Apt Condo	0	\$ -
Low Rise Apt Condo	3	\$ 362,500
Semi-detached	1	\$ 440,000
Semi-detached - two titles	4	\$ 436,975
Single Family Dwelling	50	\$ 367,177

Source: City of Saskatoon, Assessment & Taxation

Park Space

2016	Hectares	Acres
Total Park Area	8.7	21.4
Population per Park Area	427.2	172.9

Source: City of Saskatoon, Planning & Development

Park Type: N - Neighbourhood D - District MD - Multi-district
SU- Special Use I - Industrial

Neighbourhood	Park Type	Hectares	Acres
Adelaide	N	2.10	5.20
Churchill	N	5.30	13.10
Meadowlark	N	1.25	3.08

ADELAIDE/CHURCHILL

Voter Turn-out (%)

Civic	2003	62%
Civic	2006	44%
Federal	2006	65%
Provincial	2007	81%
Federal	2008	61%
Civic	2009	35%
Federal	2011	62%
Provincial	2011	61%
Federal	2015	78%
Provincial	2016	44%
Civic	2016	42%

Licensed Home-Based Businesses

	2015	2016
Saskatoon	4483	4524
Adelaide/Churchill	87	95

Source: City of Saskatoon, Business License Program

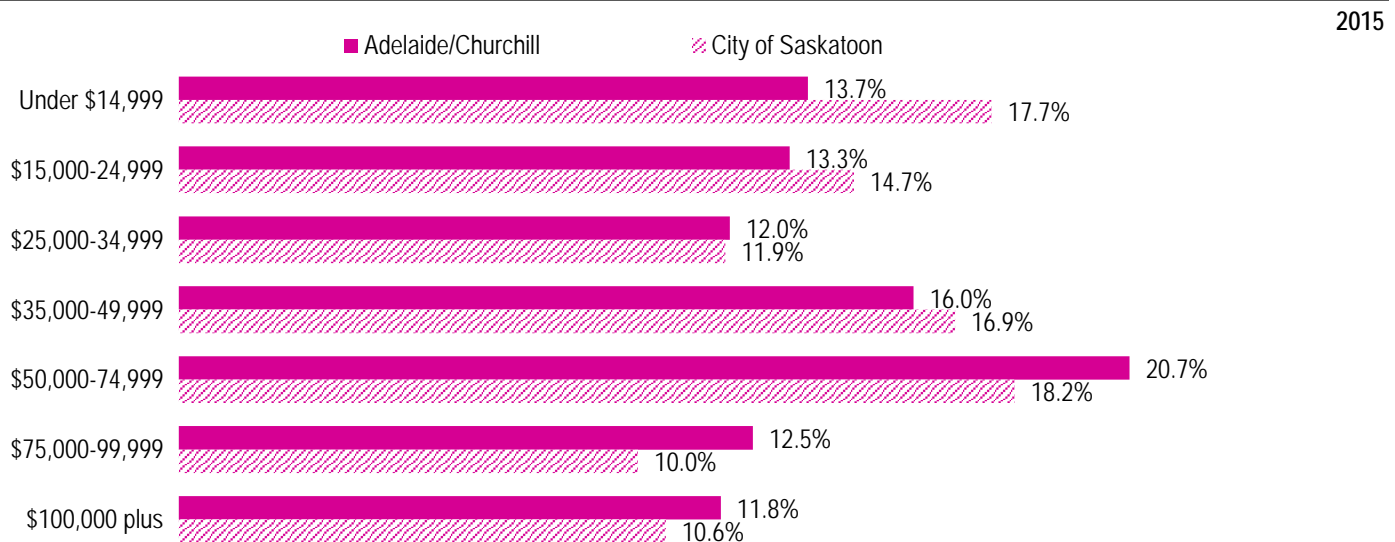
Labour Force

	Adelaide/Churchill	Saskatoon
Labour Force Participation Rate	72.7%	72.8%
Economic Dependency Ratio	14.2%	13.4%
Median Total Income (personal)	\$45,510	\$39,760
Provincial Index of Median Income (base=100)	120.60	105.40
Canadian Index of Median Income (base=100)	134.20	117.20

Source: City of Saskatoon, City Clerk's office; Province of Saskatchewan, Chief Electoral Officer; and Elections Canada

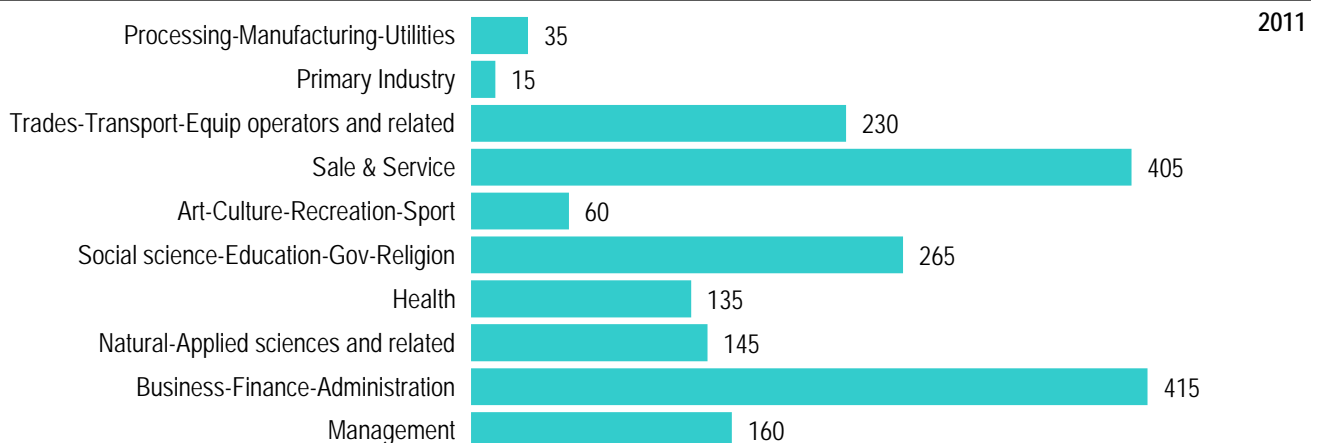
Source: Statistics Canada, Income Statistics Division, T1 Family File (T1FF) based on the final tax file, 2015

Personal Income



Source: Statistics Canada, Income Statistics Division, T1 Family File (T1FF) based on the final tax file, 2015

Major Occupation



Source: 2011 National Household Survey