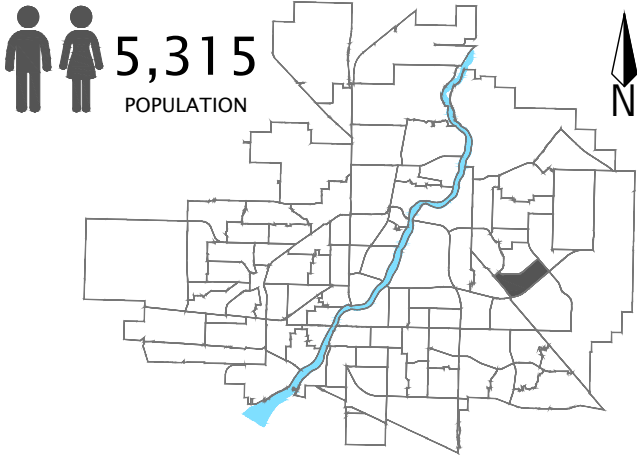


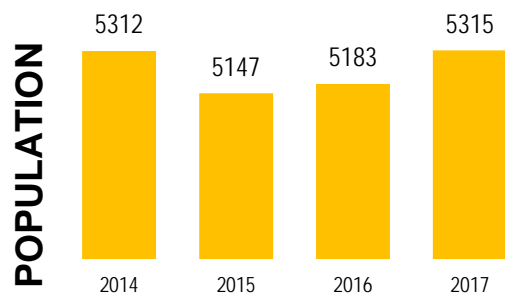
Arbor Creek

Community Quick Facts

Homeownership	96.6%
Average Sale Price	\$447,027
Median Personal Income	\$55,980
Household Size	3.1
Municipal Ward	10

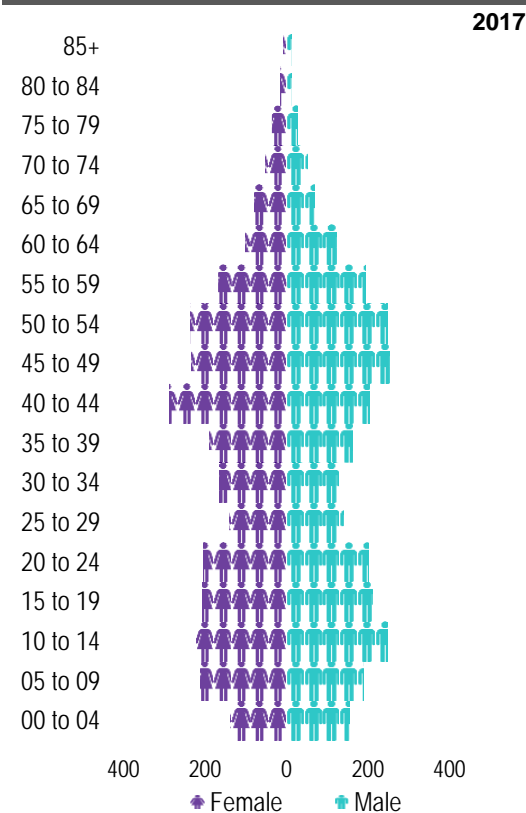


ARBOR CREEK



Source: eHealth Saskatchewan, 2017

Age Group



Source: eHealth Saskatchewan, 2017

Ethnic Diversity

	2011
* Higher number indicates greater diversity	
Arbor Creek	0.58
Saskatoon	0.61

Source: 2011 National Household Survey

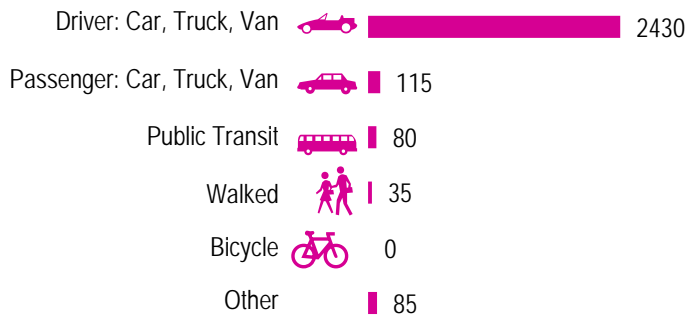
Mother Tongue

Top Languages	2011
English	4320
Chinese, n.o.s.	80
French	80
Ukrainian	55
Arabic	40
Semitic languages, n.i.e.	40

Source: 2011 Census

Mode of Travel to Work

2011



Source: 2011 National Household Survey

Registered Vehicles

	2015	2016
Total (LV & PV)	3709	3472
LV - light vehicles (commercial & private)		
PV - private passenger vehicle		
Per Person	0.7	0.7
Saskatoon Per Person	0.8	0.7

Source: SGI

Education Level

2011

No Certificate/diploma/degree	415
High school certificate or equivalent	855
Apprentice/trades certificate/diploma	280
College/CEGEP/non-university cert./dipl.	615
University diploma or degree	1580

Source: 2011 National Household Survey

Postsecondary Enrolment

	2014	2015	2016
Saskatchewan Polytechnic	78	80	66
University of Saskatchewan	320	325	325

Source: Saskatchewan Polytechnic Administrative Office and University of Saskatchewan Registrar's Office

Enrolment by School

P - Saskatoon Public School S - Greater Saskatoon Catholic Schools

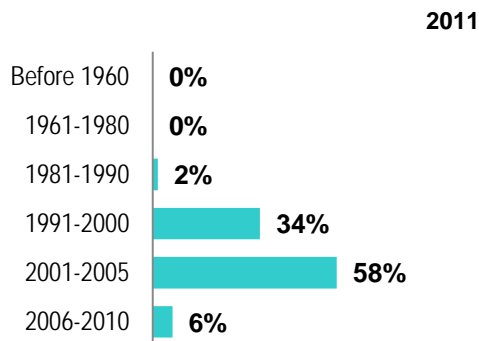
	2014	2015	2016
No schools located in neighbourhood			

Household Structure

	2011
One-family households	1290
Multiple-family households	25
Non-family households	235
Total lone-parent families	106
Total households	1605
Household size	3.1

Source: 2011 Census

Age of Dwelling



Source: 2011 National Household Survey

Housing Affordability

2016	Median Multiple
Saskatoon	4.32
Arbor Creek	5.56

Note: Median Multiple of 3.0 & under is rated as "affordable"

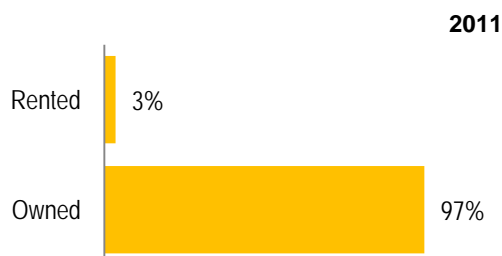
Source: City of Saskatoon, Assessment & Taxation and RBC Economics Research

Housing Costs

	2011
Average Owner's Major Payments	\$1,548
Average Gross Rent	\$1,128

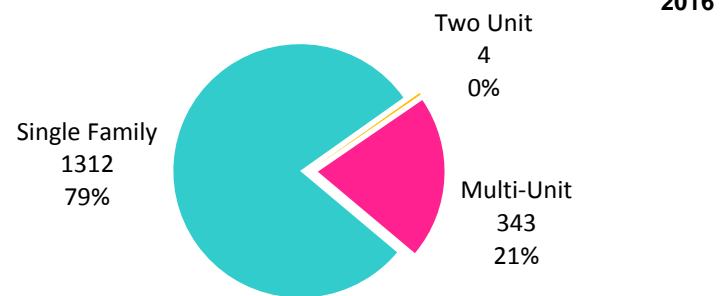
Source: 2011 National Household Survey

Housing by Tenure



Source: 2011 National Household Survey

Dwelling Unit Count



Total Dwellings	1659	
Neighbourhood Area	150.6 hectares	372.1 acres
Dwelling Units per Area	11.0 per hectare	4.5 per acre

Source: City of Saskatoon, Planning & Development

Real Estate Sales

2016	No. of Sales	Average Price
Condo Townhouse	3	\$ 237,633
High Rise Apt Condo	0	\$ -
Low Rise Apt Condo	0	\$ -
Semi-detached	0	\$ -
Semi-detached - two titles	0	\$ -
Single Family Dwelling	48	\$ 460,115

Source: City of Saskatoon, Assessment & Taxation

Park Space

2016	Hectares	Acres
Total Park Area	10.3	25.4
Population per Park Area	516.8	209.1

Source: City of Saskatoon, Planning & Development

Park Type: N - Neighbourhood D - District MD - Multi-district
SU - Special Use I - Industrial

Arbor Creek	N	4.79	11.84
Arbor Creek Linear	N	3.93	9.72
Beckett Green	N	0.71	1.77
Budz Green	N	0.85	2.09

ARBOR CREEK

Voter Turn-out (%)

Civic	2003	85%
Civic	2006	50%
Federal	2006	60%
Provincial	2007	64%
Federal	2008	53%
Civic	2009	30%
Federal	2011	55%
Provincial	2011	46%
Federal	2015	72%
Provincial	2016	37%
Civic	2016	37%

Licensed Home-Based Businesses

	2015	2016
Saskatoon	4483	4524
Arbor Creek	107	103

Source: City of Saskatoon, Business License Program

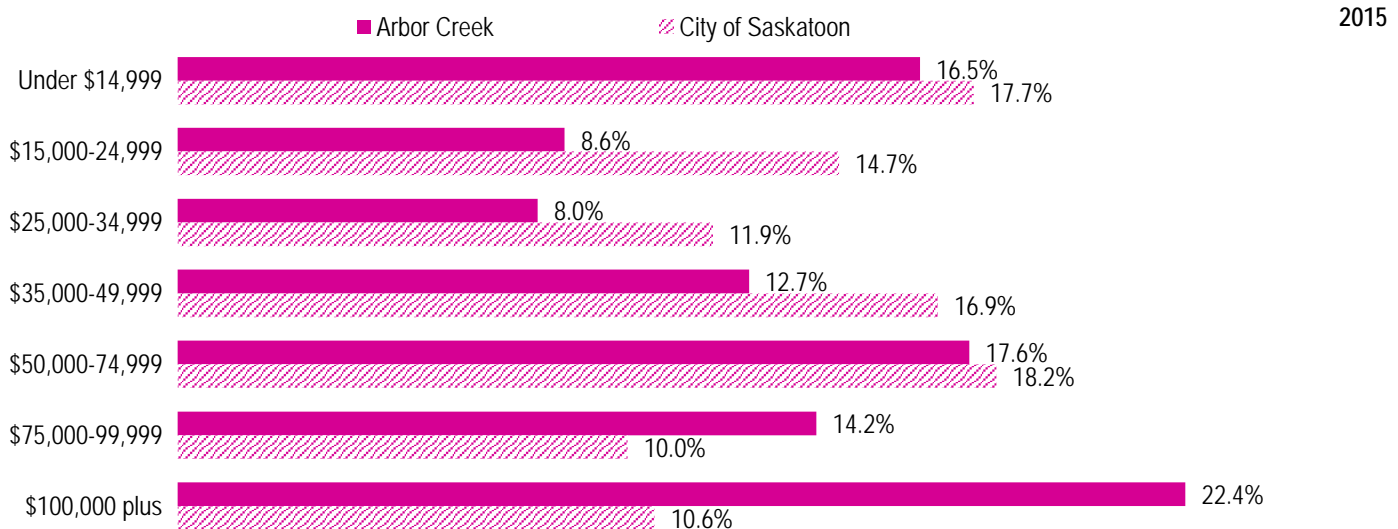
Labour Force

	Arbor Creek	Saskatoon
Labour Force Participation Rate	79.1%	72.8%
Economic Dependency Ratio	5.3%	13.4%
Median Total Income (personal)	\$55,980	\$39,760
Provincial Index of Median Income (base=100)	148.40	105.40
Canadian Index of Median Income (base=100)	165.00	117.20

Source: City of Saskatoon, City Clerk's office; Province of Saskatchewan, Chief Electoral Officer; and Elections Canada

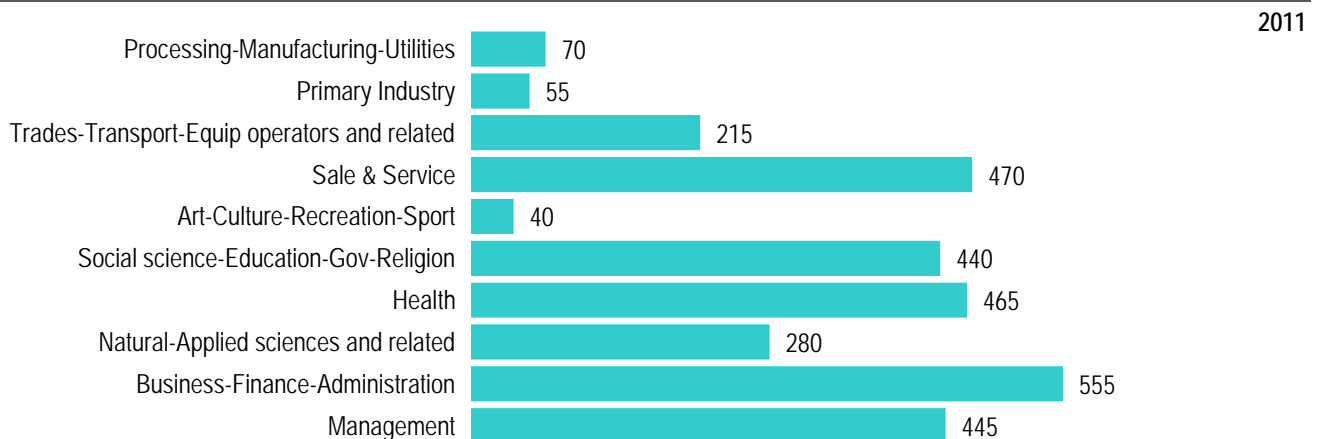
Source: Statistics Canada, Income Statistics Division, T1 Family File (T1FF) based on the final tax file, 2015

Personal Income



Source: Statistics Canada, Income Statistics Division, T1 Family File (T1FF) based on the final tax file, 2015

Major Occupation



Source: 2011 National Household Survey