
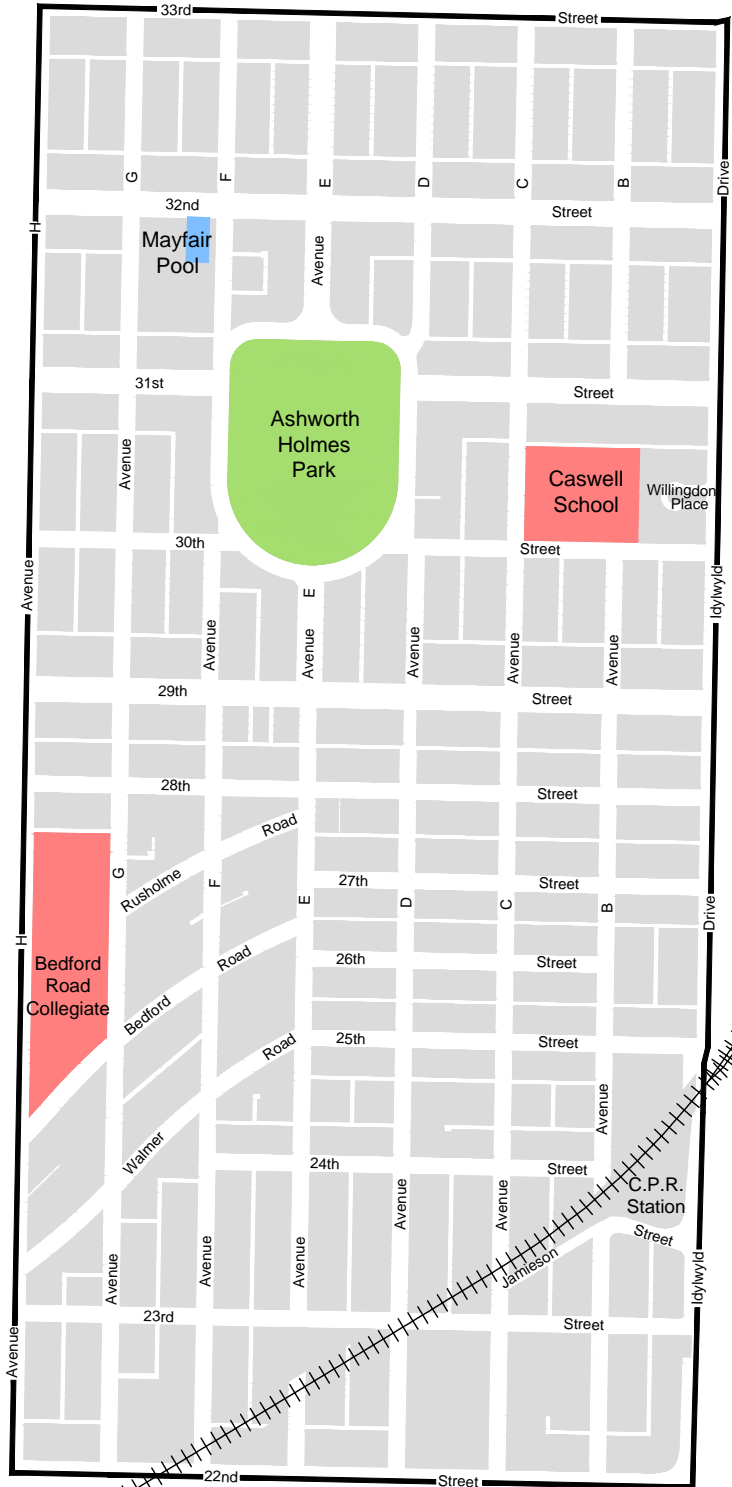
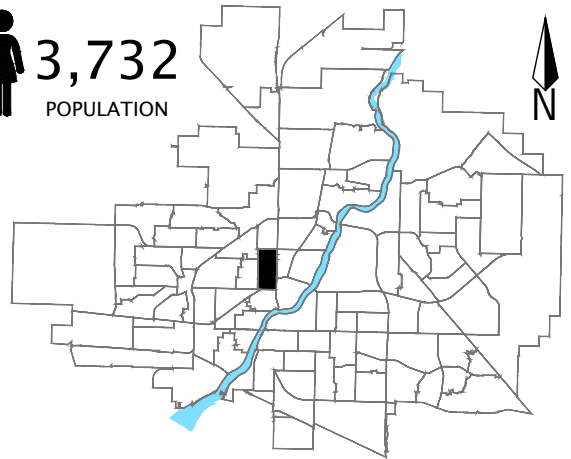


# Caswell Hill


**3,732**  
 POPULATION

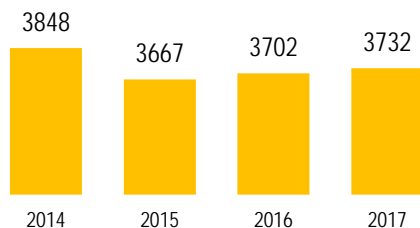


## Community Quick Facts

|                        |           |
|------------------------|-----------|
| Homeownership          | 63.3%     |
| Average Sale Price     | \$252,656 |
| Median Personal Income | \$34,980  |
| Household Size         | 2.2       |
| Municipal Ward         | 2         |

# CASWELL HILL

## POPULATION



Source: eHealth Saskatchewan, 2017

## Age Group

2017



Source: eHealth Saskatchewan, 2017

## Ethnic Diversity

\* Higher number indicates greater diversity

| Location     | 2011 |
|--------------|------|
| Caswell Hill | 0.70 |
| Saskatoon    | 0.61 |

Source: 2011 National Household Survey

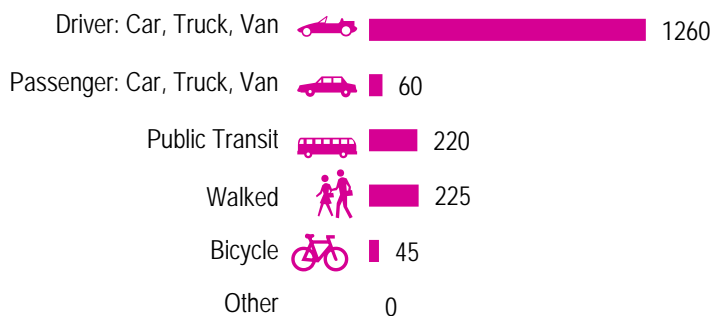
## Mother Tongue

| Top Languages                | 2011 |
|------------------------------|------|
| English                      | 2995 |
| French                       | 55   |
| German                       | 55   |
| Cree, n.o.s.                 | 45   |
| Tagalog (Pilipino, Filipino) | 45   |

Source: 2011 Census

## Mode of Travel to Work

2011



Source: 2011 National Household Survey

## Registered Vehicles

|                                            | 2015 | 2016 |
|--------------------------------------------|------|------|
| Total (LV & PV)                            | 2534 | 2205 |
| LV - light vehicles (commercial & private) |      |      |
| PV - private passenger vehicle             |      |      |
| Per Person                                 | 0.7  | 0.6  |
| Saskatoon Per Person                       | 0.8  | 0.7  |

Source: SGI

## Education Level

2011

|                                          |     |
|------------------------------------------|-----|
| No Certificate/diploma/degree            | 645 |
| High school certificate or equivalent    | 735 |
| Apprentice/trades certificate/diploma    | 415 |
| College/CEGEP/non-university cert./dipl. | 465 |
| University diploma or degree             | 605 |

Source: 2011 National Household Survey

## Postsecondary Enrolment

|                            | 2014 | 2015 | 2016 |
|----------------------------|------|------|------|
| Saskatchewan Polytechnic   | 110  | 125  | 145  |
| University of Saskatchewan | 127  | 121  | 84   |

Source: Saskatchewan Polytechnic Administrative Office and University of Saskatchewan Registrar's Office

## Enrolment by School

|                                        | 2014 | 2015 | 2016 |
|----------------------------------------|------|------|------|
| P- Saskatoon Public School             |      |      |      |
| S - Greater Saskatoon Catholic Schools |      |      |      |
| Bedford Road Collegiate (p)            | 585  | 606  | 597  |
| Caswell School (p)                     | 307  | 309  | 273  |

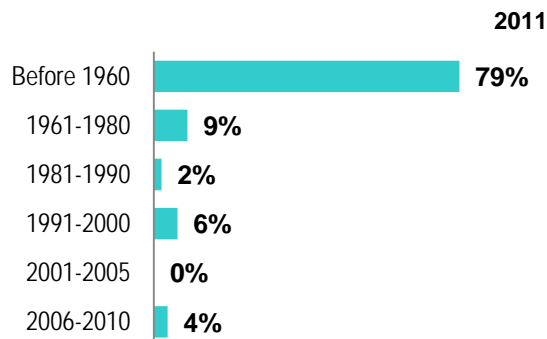
Source: Saskatoon Public School Division & Greater Saskatoon Catholic Schools

## Household Structure

|                            | 2011 |
|----------------------------|------|
| One-family households      | 770  |
| Multiple-family households | 20   |
| Non-family households      | 675  |
| Total lone-parent families | 231  |
| Total households           | 1555 |
| Household size             | 2.2  |

Source: 2011 Census

## Age of Dwelling



Source: 2011 National Household Survey

## Housing Affordability

| 2016         | Median Multiple |
|--------------|-----------------|
| Saskatoon    | 4.32            |
| Caswell Hill | 3.48            |

Note: Median Multiple of 3.0 & under is rated as "affordable"

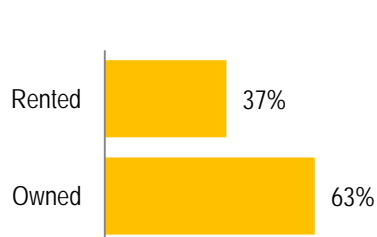
Source: City of Saskatoon, Assessment & Taxation and RBC Economics Research

## Housing Costs

|                                | 2011  |
|--------------------------------|-------|
| Average Owner's Major Payments | \$953 |
| Average Gross Rent             | \$900 |

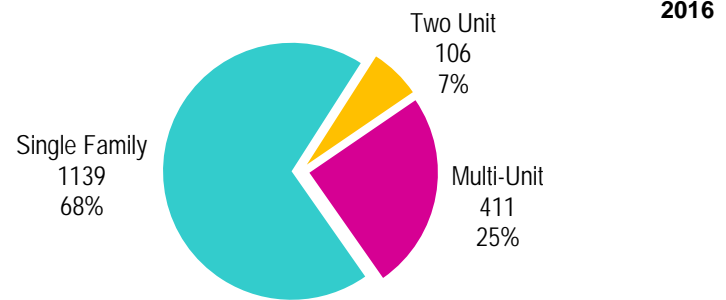
Source: 2011 National Household Survey

## Housing by Tenure



Source: 2011 National Household Survey

## Dwelling Unit Count



|                         |                                 |
|-------------------------|---------------------------------|
| Total Dwellings         | 1656                            |
| Neighbourhood Area      | 123.6 hectares / 305.3 acres    |
| Dwelling Units per Area | 13.4 per hectare / 5.4 per acre |

Source: City of Saskatoon, Planning & Development

## Real Estate Sales

| 2016                       | No. of Sales | Average Price |
|----------------------------|--------------|---------------|
| Condo Townhouse            | 0            | \$ -          |
| High Rise Apt Condo        | 1            | \$ 550,000    |
| Low Rise Apt Condo         | 2            | \$ 168,500    |
| Semi-detached              | 0            | \$ -          |
| Semi-detached - two titles | 1            | \$ 295,000    |
| Single Family Dwelling     | 59           | \$ 249,751    |

Source: City of Saskatoon, Assessment & Taxation

## Park Space

| 2016                     | Hectares | Acres |
|--------------------------|----------|-------|
| Total Park Area          | 4.3      | 10.5  |
| Population per Park Area | 877.1    | 354.9 |

Source: City of Saskatoon, Planning & Development

Park Type: N - Neighbourhood D - District MD - Multi-district  
SU - Special Use I - Industrial

|                 |   |     |      |
|-----------------|---|-----|------|
| Ashworth Holmes | N | 4.3 | 10.5 |
|-----------------|---|-----|------|

# CASWELL HILL

## Voter Turn-out (%)

|            |      |     |
|------------|------|-----|
| Civic      | 2003 | 40% |
| Civic      | 2006 | 29% |
| Federal    | 2006 | 50% |
| Provincial | 2007 | 69% |
| Federal    | 2008 | 50% |
| Civic      | 2009 | 25% |
| Federal    | 2011 | 54% |
| Provincial | 2011 | 58% |
| Federal    | 2015 | 66% |
| Provincial | 2016 | 37% |
| Civic      | 2016 | 34% |

## Licensed Home-Based Businesses

|              | 2015 | 2016 |
|--------------|------|------|
| Saskatoon    | 4483 | 4524 |
| Caswell Hill | 67   | 70   |

Source: City of Saskatoon, Business License Program

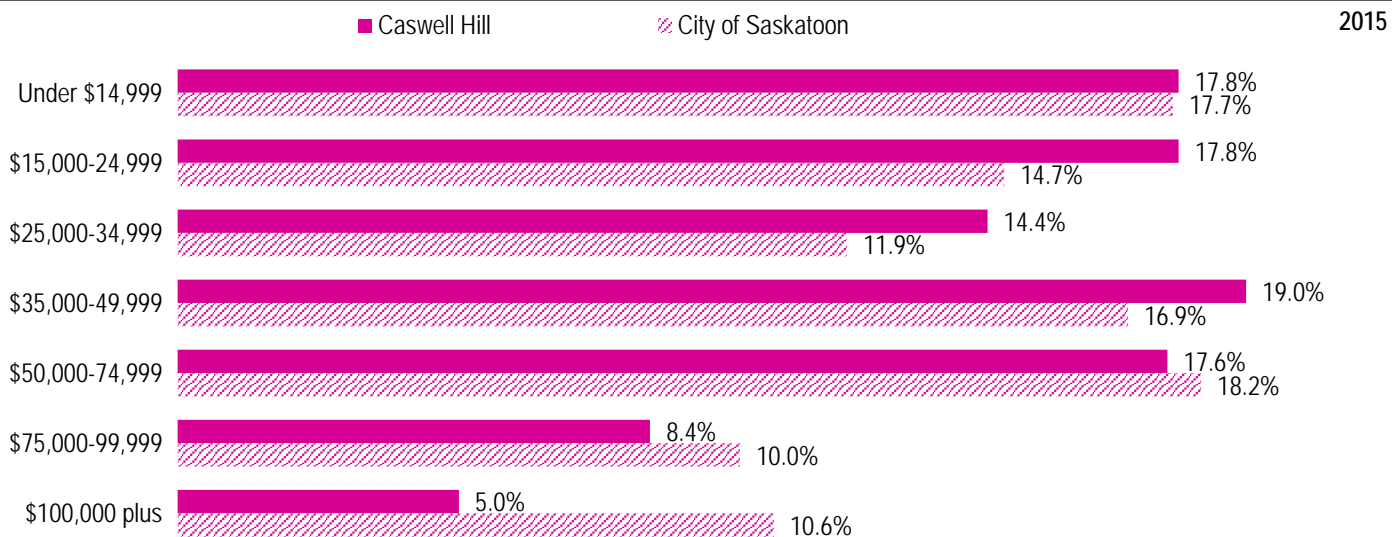
## Labour Force

|                                              | Caswell Hill | Saskatoon |
|----------------------------------------------|--------------|-----------|
| Labour Force Participation Rate              | 71.0%        | 72.8%     |
| Economic Dependency Ratio                    | 17.8%        | 13.4%     |
| Median Total Income (personal)               | \$34,980     | \$39,760  |
| Provincial Index of Median Income (base=100) | 92.70        | 105.40    |
| Canadian Index of Median Income (base=100)   | 103.10       | 117.20    |

Source: City of Saskatoon, City Clerk's office; Province of Saskatchewan, Chief Electoral Officer; and Elections Canada

Source: Statistics Canada, Income Statistics Division, T1 Family File (T1FF) based on the final tax file, 2015

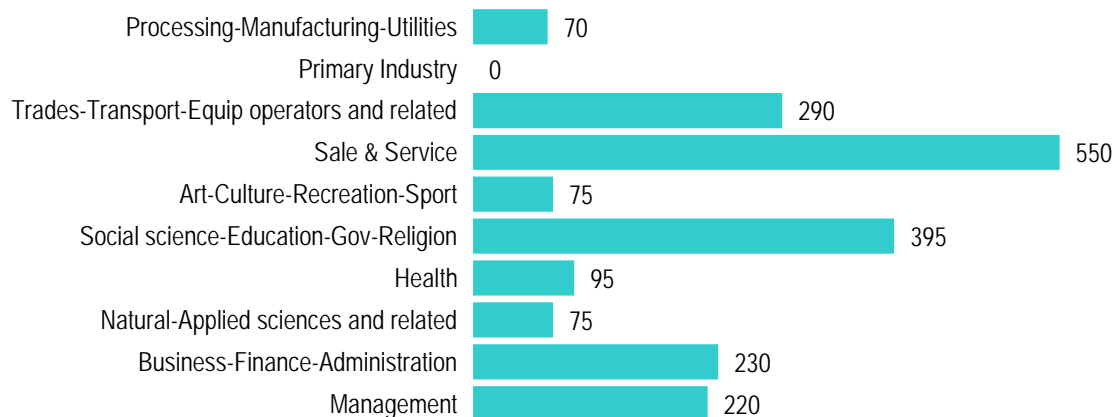
## Personal Income



Source: Statistics Canada, Income Statistics Division, T1 Family File (T1FF) based on the final tax file, 2015

## Major Occupation

2011



Source: 2011 National Household Survey