

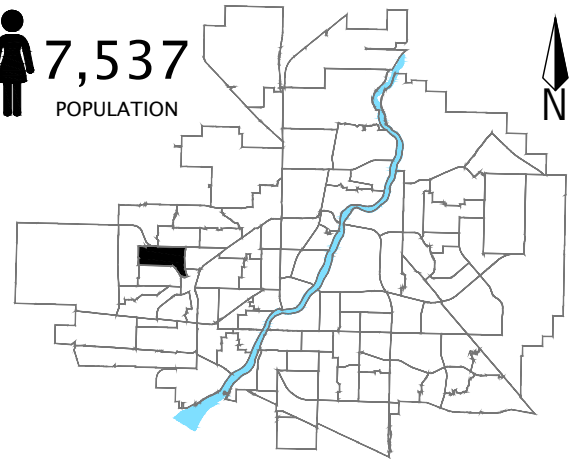
# Confederation Park

## Community Quick Facts

Homeownership	68.4%
Average Sale Price	\$275,040
Median Personal Income	\$35,700
Household Size	2.9
Municipal Ward	3

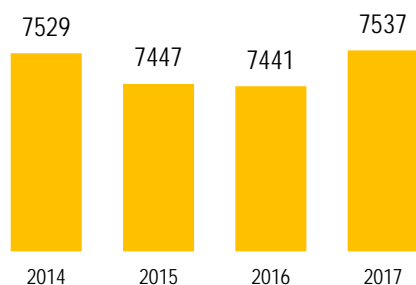


7,537  
POPULATION



# CONFEDERATION PARK

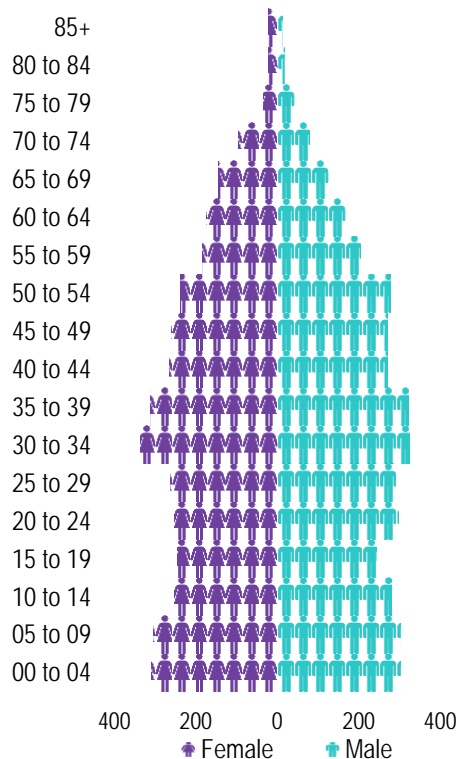
## POPULATION



Source: eHealth Saskatchewan, 2017

## Age Group

2017



Source: eHealth Saskatchewan, 2017

## Ethnic Diversity

	2011
* Higher number indicates greater diversity	
Confederation Park	1.50
Saskatoon	0.61

Source: 2011 National Household Survey

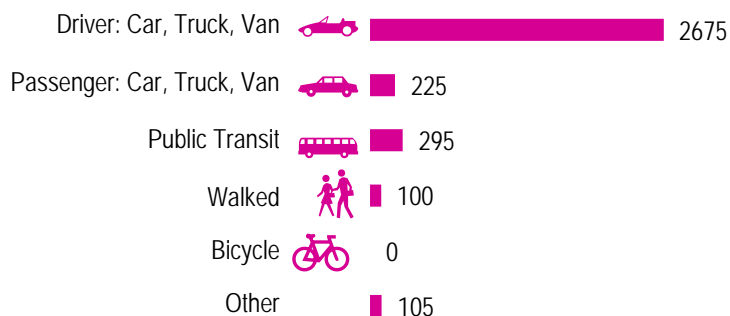
## Mother Tongue

Top Languages	2011
English	5085
Tagalog (Pilipino, Filipino)	560
Urdu	85
Spanish	80
French	70

Source: 2011 Census

## Mode of Travel to Work

2011



Source: 2011 National Household Survey

## Registered Vehicles

	2015	2016
Total (LV & PV)	4773	4229
LV - light vehicles (commercial & private)		
PV - private passenger vehicle		
Per Person	0.6	0.6
Saskatoon Per Person	0.8	0.7

Source: SGI

## Education Level

2011

No Certificate/diploma/degree	1280
High school certificate or equivalent	1460
Apprentice/trades certificate/diploma	705
College/CEGEP/non-university cert./dipl.	800
University diploma or degree	905

Source: 2011 National Household Survey

## Postsecondary Enrolment

	2014	2015	2016
Saskatchewan Polytechnic	128	134	125
University of Saskatchewan	138	139	117

Source: Saskatchewan Polytechnic Administrative Office and University of Saskatchewan Registrar's Office

## Enrolment by School

	2014	2015	2016
P- Saskatoon Public School			
S - Greater Saskatoon Catholic Schools			
Bishop Roborecki School (s)	386	406	415
Confederation Park (p)	456	486	571

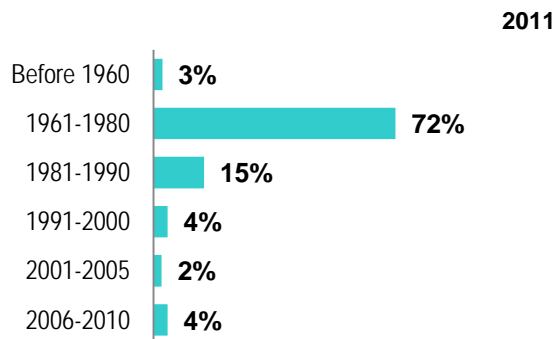
Source: Saskatoon Public School Division & Greater Saskatoon Catholic Schools

## Household Structure

	2011
One-family households	1560
Multiple-family households	60
Non-family households	510
Total lone-parent families	451
Total households	2305
Household size	2.9

Source: 2011 Census

## Age of Dwelling



Source: 2011 National Household Survey

## Housing Affordability

2016	Median Multiple
Saskatoon	4.32
Confederation Park	3.76

Note: Median Multiple of 3.0 & under is rated as "affordable"

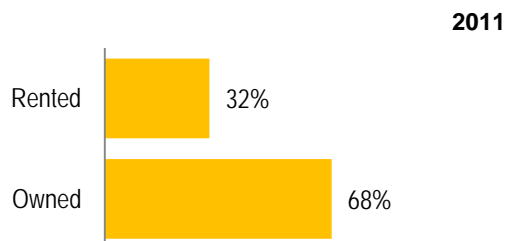
Source: City of Saskatoon, Assessment & Taxation and RBC Economics Research

## Housing Costs

	2011
Average Owner's Major Payments	\$1,081
Average Gross Rent	\$1,004

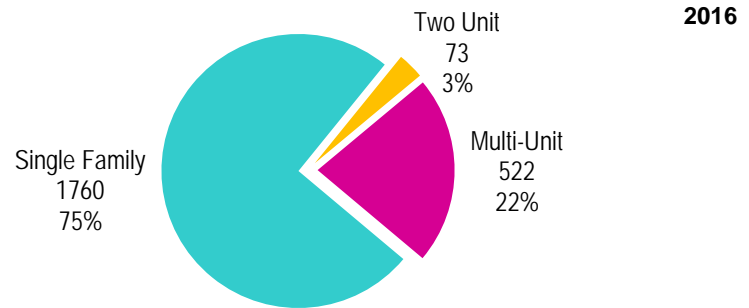
Source: 2011 National Household Survey

## Housing by Tenure



Source: 2011 National Household Survey

## Dwelling Unit Count



Total Dwellings	2355	
Neighbourhood Area	157.7 hectares	389.8 acres
Dwelling Units per Area	14.9 per hectare	6.0 per acre

Source: City of Saskatoon, Planning & Development

## Real Estate Sales

2016	No. of Sales	Average Price
Condo Townhouse	0	\$ -
High Rise Apt Condo	0	\$ -
Low Rise Apt Condo	0	\$ -
Semi-detached	0	\$ -
Semi-detached - two titles	1	\$ 190,500
Single Family Dwelling	62	\$ 276,404

Source: City of Saskatoon, Assessment & Taxation

## Park Space

2016	Hectares	Acres
Total Park Area	16.4	40.5
Population per Park Area	460.3	186.3

Source: City of Saskatoon, Planning & Development

Park Type: N - Neighbourhood D - District MD - Multi-district  
SU - Special Use I - Industrial

Parc Canada	D	16.4	40.5
-------------	---	------	------

# CONFEDERATION PARK

## Voter Turn-out (%)

Civic	2003	36%
Civic	2006	21%
Federal	2006	48%
Provincial	2007	63%
Federal	2008	43%
Civic	2009	19%
Federal	2011	47%
Provincial	2011	49%
Federal	2015	65%
Provincial	2016	32%
Civic	2016	22%

## Licensed Home-Based Businesses

	2015	2016
Saskatoon	4483	4524
Confederation Park	91	94

Source: City of Saskatoon, Business License Program

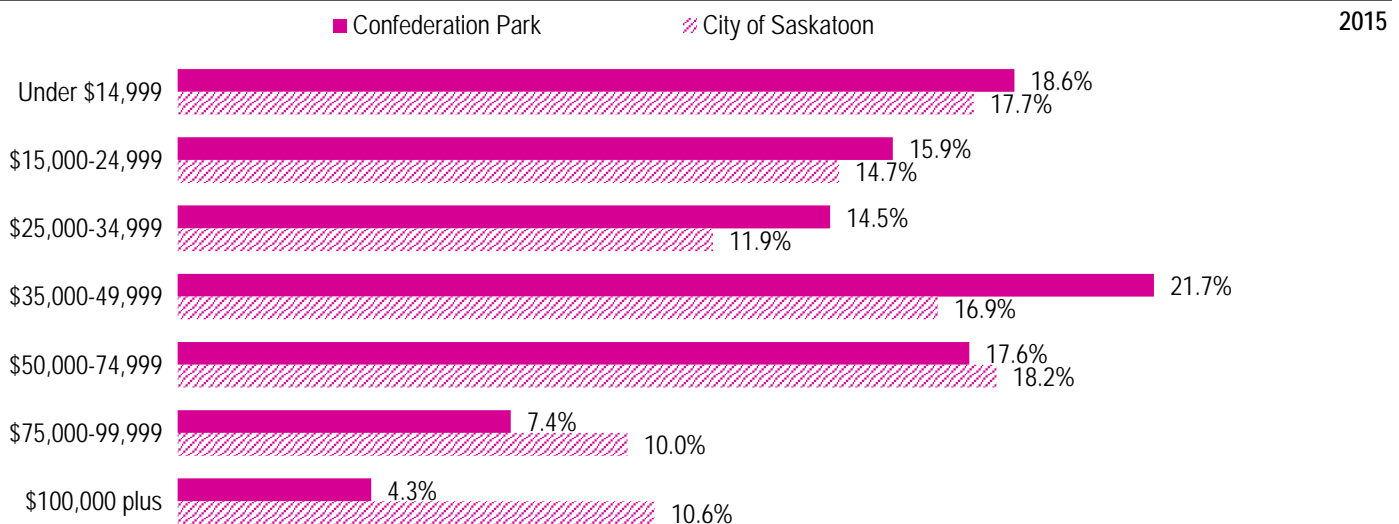
## Labour Force

	Confederation Park	Saskatoon
Labour Force Participation Rate	75.4%	72.8%
Economic Dependency Ratio	16.2%	13.4%
Median Total Income (personal)	\$35,700	\$39,760
Provincial Index of Median Income (base=100)	94.60	105.40
Canadian Index of Median Income (base=100)	105.20	117.20

Source: City of Saskatoon, City Clerk's office; Province of Saskatchewan, Chief Electoral Officer; and Elections Canada

Source: Statistics Canada, Income Statistics Division, T1 Family File (T1FF) based on the final tax file, 2015

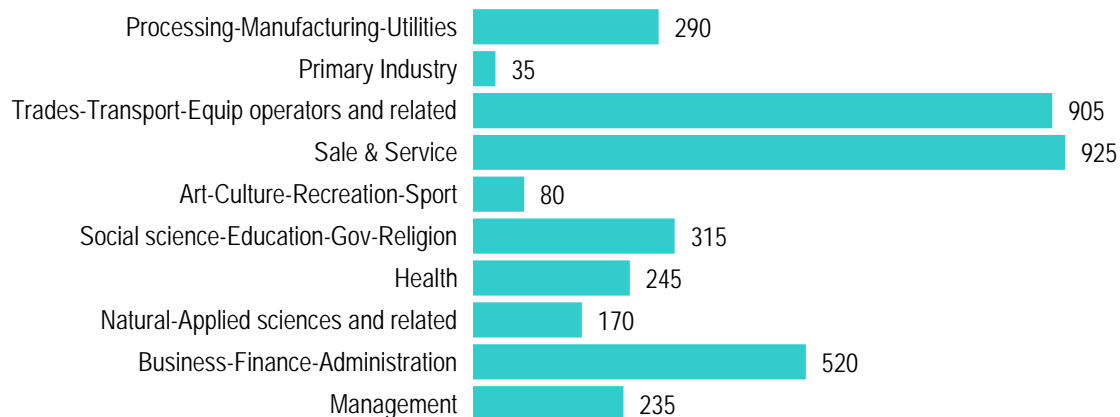
## Personal Income



Source: Statistics Canada, Income Statistics Division, T1 Family File (T1FF) based on the final tax file, 2015

## Major Occupation

2011



Source: 2011 National Household Survey