

Evergreen

MUNICIPAL WARD 10



Population
8,323

COMMUNITY QUICK FACTS



79.2%

homeownership



\$425,194

average
sale price



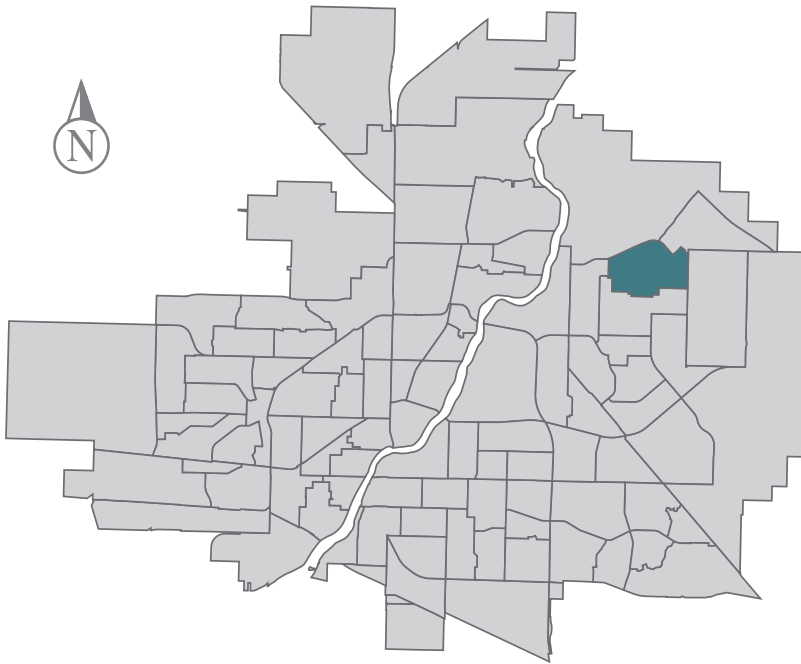
\$49,930

median
personal
income



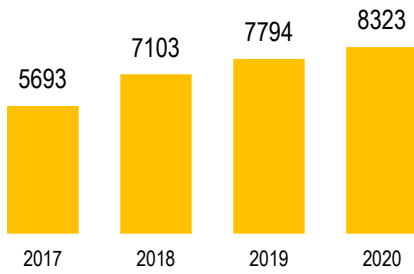
2.7

household
size



EVERGREEN


POPULATION



Source: eHealth Saskatchewan, 2020

Age Group

2020



Source: eHealth Saskatchewan, 2020

Ethnic Diversity

	2016
* Higher number indicates greater diversity	
Evergreen	0.63
Saskatoon	0.45

Source: 2016 Census

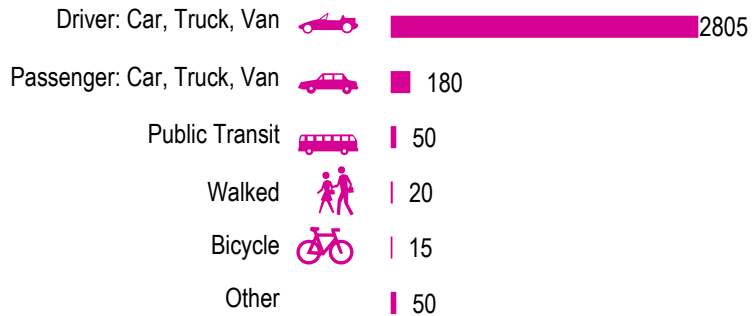
Mother Tongue

Top Languages	2016
English	4225
Mandarin	195
Tagalog (Pilipino, Filipino)	175
Punjabi (Panjabi)	115
Urdu	100
French	75
Persian (Farsi)	60

Source: 2016 Census

Mode of Travel to Work

2016



Source: 2016 Census Long Form

Registered Vehicles

	2018	2019
Total (LV & PV)	5120	5190
LV - light vehicles (commercial & private)		
PV - private passenger vehicle		
Per Person	0.7	0.7
Saskatoon Per Person	0.7	0.6

Source: SGI

Education Level

	2016
No Certificate/diploma/degree	285
High school certificate or equivalent	1110
Apprentice/trades certificate/diploma	365
College/CEGEP/non-university cert./dipl.	715
University diploma or degree	1660

Source: 2016 Census Long Form

Postsecondary Enrolment

	2017	2018	2019
Saskatchewan Polytechnic	136	117	137
University of Saskatchewan	419	432	395

Source: Saskatchewan Polytechnic Administrative Office and University of Saskatchewan Registrar's Office

Enrolment by School

	P - Saskatoon Public School	S - Greater Saskatoon Catholic Schools	
	2017	2018	2019
St. Nicholas School (s)	-	-	391
Sylvia Fedoruk School (p)	-	-	521

Household Structure

	2016
One-family households	1365
Multiple-family households	45
Non-family households	570
Total lone-parent families	100
Total households	1980
Household size	2.7

Source: 2016 Census

Age of Dwelling

	2016
Before 1960	1%
1961-1980	0%
1981-1990	0%
1991-2000	0%
2001-2005	0%
2006-2010	1%
2011-2016	98%

Source: 2016 Census

Housing Affordability

2019	Median Multiple
Saskatoon	4.12
Evergreen	4.79

Note: Median Multiple of 3.0 & under is rated as "affordable"

Source: City of Saskatoon, Assessment & Taxation and RBC Economics Research

Housing Costs

	2016
Average Owner's Major Payments	\$2,180
Average Gross Rent	\$1,500

Source: 2016 Census

Housing by Tenure

	2016
Rented	21%
Owned	79%

Dwelling Unit Count



Total Dwellings	3656	
Neighbourhood Area	261.7 hectares	646.6 acres
Dwelling Units per Area	14.0 per hectare	5.7 per acre

Source: City of Saskatoon, Planning & Development

Real Estate Sales

2019	No. of Sales	Average Price
Condo Townhouse	12	\$ 229,317
High Rise Apt Condo	0	\$ -
Low Rise Apt Condo	43	\$ 229,806
Semi-detached	0	\$ -
Semi-detached - two titles	0	\$ -
Single Family Dwelling	108	\$ 524,752

Source: City of Saskatoon, Assessment & Taxation

Park Space

2020	Hectares	Acres
Total Park Area	26.6	65.8
Population per Park Area	312.6	126.5

Source: City of Saskatoon, Planning & Development

Park Type: N - Neighbourhood D - District MD - Multi-district
SU- Special Use I - Industrial

Cannam	N	2.6	6.5
Edward S Blain	N	0.3	0.8
Elaine Hnatyshyn	N	1.6	3.9
Elaine Hnatyshyn West	N	0.2	0.5
Evergreen Square	SU	0.4	1.0
Funk	N	7.2	17.7
George Dyck	N	1.3	3.2
Jill Postlethwaite	N	0.3	0.6
John Brockelbank	N	1.3	3.3
Misaskwatomina	D	4.8	12.0
Klombies	N	1.2	3.1
Korpan	N	0.2	0.6
Lacoursiere	N	0.5	1.3
Prebble	N	1.5	3.6
Richards	N	2.9	7.2
Silverspring Linear	N	0.2	0.5

EVERGREEN

Voter Turn-out (%)

Civic	2003	N/A
Civic	2006	N/A
Federal	2006	N/A
Provincial	2007	N/A
Federal	2008	N/A
Civic	2009	N/A
Federal	2011	N/A
Provincial	2011	N/A
Federal	2015	68%
Provincial	2016	36%
Civic	2016	47%

Licensed Home-Based Businesses

	2018	2019
Saskatoon	4984	4958
Evergreen	181	191

Source: City of Saskatoon, Business License Program

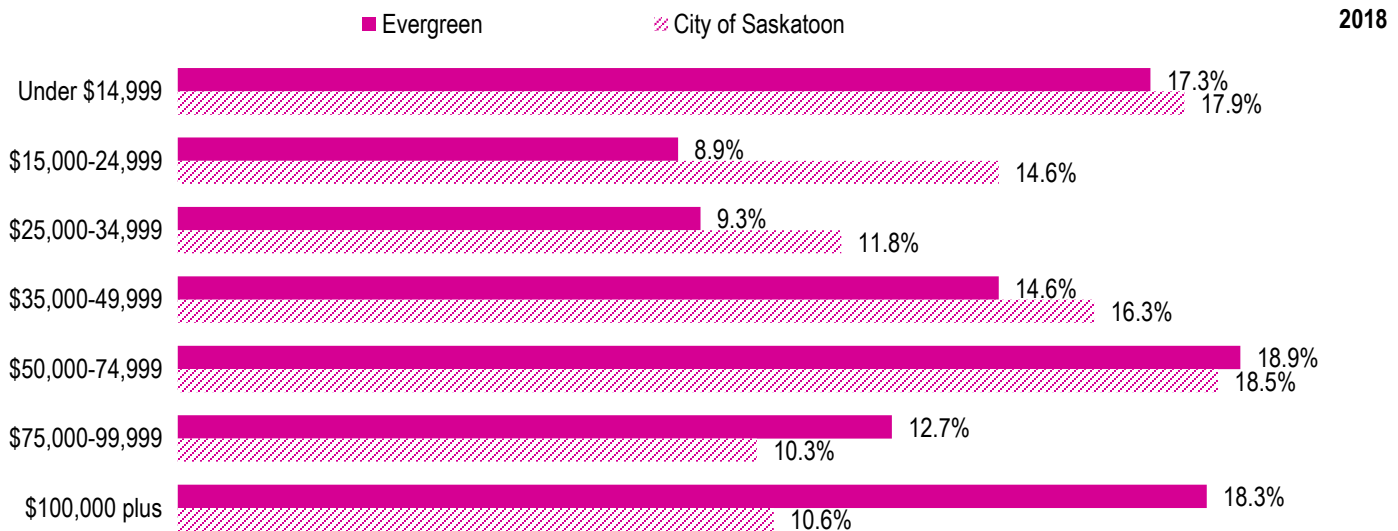
Labour Force

	2018	
	Evergreen	Saskatoon
Labour Force Participation Rate	81.3%	70.2%
Economic Dependency Ratio	6.7%	16.1%
Median Total Income (personal)	\$49,930	\$40,070
Provincial Index of Median Income (base=100)	129.40	103.80
Canadian Index of Median Income (base=100)	135.80	109.00

Source: City of Saskatoon, City Clerk's office; Province of Saskatchewan, Chief Electoral Officer, and Elections Canada

Source: Statistics Canada, Income Statistics Division, T1 Family File (T1FF) based on the final tax file, 2018

Personal Income



Source: Statistics Canada, Income Statistics Division, T1 Family File (T1FF) based on the final tax file, 2018

Major Occupation

