
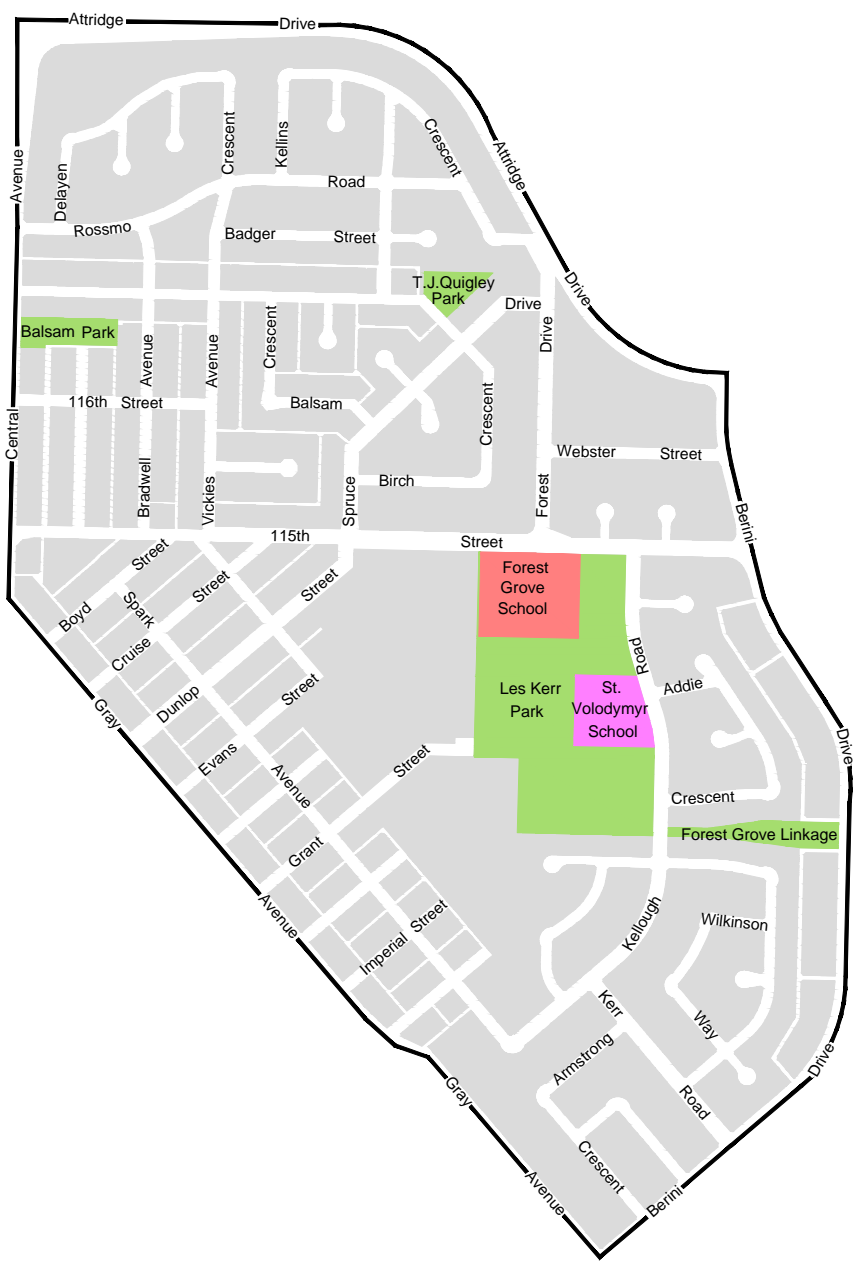
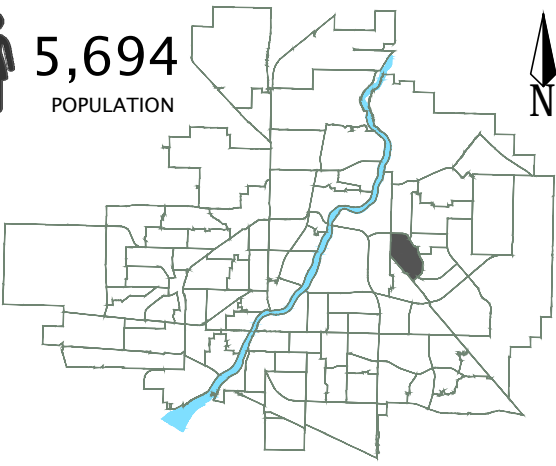


Forest Grove

Community Quick Facts

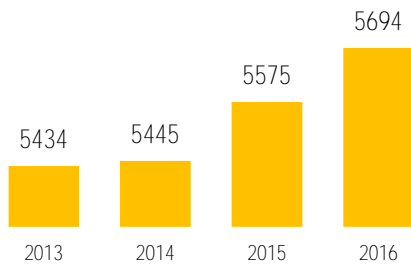
Homeownership	61.8%
Average Sale Price	\$302,211
Median Personal Income	\$39,370
Household Size	2.6
Municipal Ward	1

 **5,694**
POPULATION



FOREST GROVE

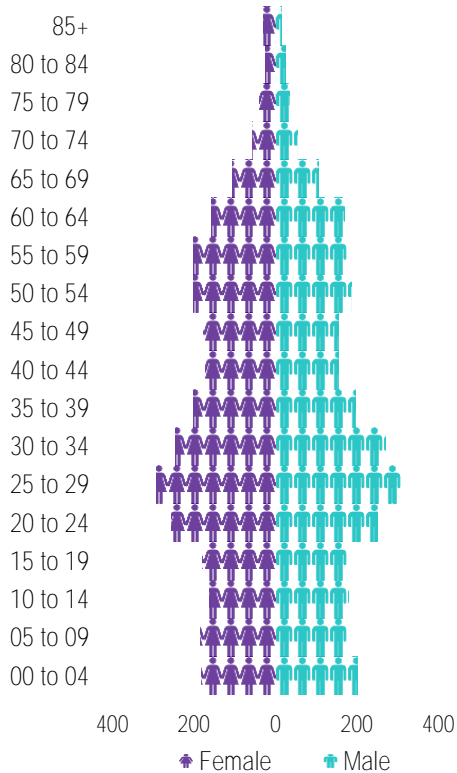
POPULATION



Source: eHealth Saskatchewan, 2016

Age Group

2016



Source: eHealth Saskatchewan, 2016

Ethnic Diversity

	2011
* Higher number indicates greater diversity	
Forest Grove	0.55
Saskatoon	0.61

Source: 2011 National Household Survey

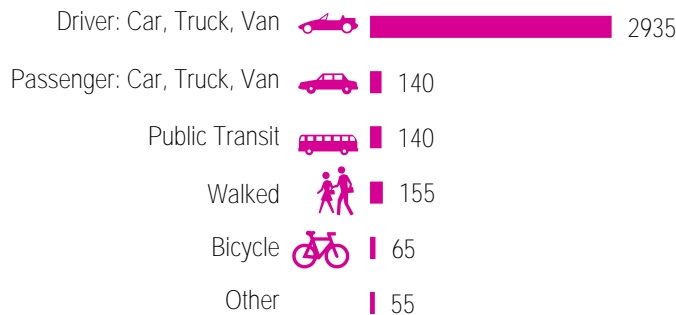
Mother Tongue

Top Languages	2011
English	4880
French	100
Ukrainian	75
German	60
Arabic	40

Source: 2011 Census

Mode of Travel to Work

2011



Source: 2011 National Household Survey

Registered Vehicles

	2014	2015
Total (LV & PV)	4039	4141
LV - light vehicles (commercial & private)		
PV - private passenger vehicle		
Per Person	0.7	0.7
Saskatoon Per Person	0.8	0.8

Source: SGI

Education Level

2011

No Certificate/diploma/degree	675
High school certificate or equivalent	1430
Apprentice/trades certificate/diploma	540
College/CEGEP/non-university cert./dipl.	820
University diploma or degree	1180

Source: 2011 National Household Survey

Postsecondary Enrolment

	2013	2014	2015
Saskatchewan Polytechnic	121	130	138
University of Saskatchewan	411	391	373

Source: Saskatchewan Polytechnic Administrative Office and University of Saskatchewan Registrar's Office

Enrolment by School

	2013	2014	2015
P - Saskatoon Public School			
S - Greater Saskatoon Catholic Schools			
Forest Grove School (p)	421	363	401
St. Volodymyr School (s)	519	341	333

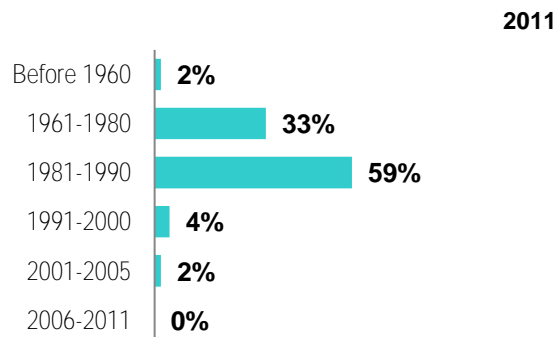
Source: Saskatoon Public School Division & Greater Saskatoon Catholic Schools

Household Structure

	2011
One-family households	1240
Multiple-family households	30
Non-family households	760
Total lone-parent families	286
Total households	2130
Household size	2.6

Source: 2011 Census

Age of Dwelling



Source: 2011 National Household Survey

Housing Affordability

2015	Median Multiple
Saskatoon	4.55
Forest Grove	3.70

Note: Median Multiple of 3.0 & under is rated as "affordable"

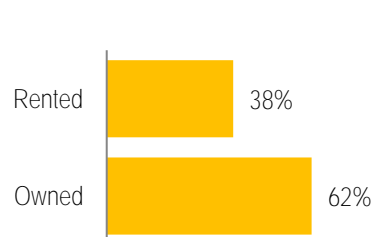
Source: City of Saskatoon, Assessment & Taxation and RBC Economics Research

Housing Costs

	2011
Average Owner's Major Payments	\$1,032
Average Gross Rent	\$1,070

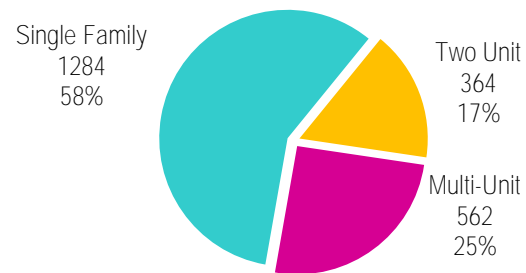
Source: 2011 National Household Survey

Housing by Tenure



Source: 2011 National Household Survey

Dwelling Unit Count



Total Dwellings	2210	
Neighbourhood Area	160.7 hectares	397.1 acres
Dwelling Units per Area	13.8 per hectare	5.6 per acre

Source: City of Saskatoon, Planning & Development

Real Estate Sales

2015	No. of Sales	Average Price
Condo Townhouse	4	\$ 214,725
High Rise Apt Condo	0	\$ -
Low Rise Apt Condo	26	\$ 180,898
Semi-detached	1	\$ 418,000
Semi-detached - two titles	5	\$ 334,300
Single Family Dwelling	65	\$ 351,870

Source: City of Saskatoon, Assessment & Taxation

Park Space

2016	Hectares	Acres
Total Park Area	8.8	21.7
Population per Park Area	649.6	262.9

Source: City of Saskatoon, Planning & Development

Park Type: N - Neighbourhood D - District MD - Multi-district
SU - Special Use I - Industrial

Balsam	N	0.6	1.5
Forest Grove Linkage	SU	0.7	1.8
Les Kerr	N	7.0	17.3
TJ Quigley	N	0.4	1.1

FOREST GROVE

Voter Turn-out (%)

Civic	2003	50%
Civic	2006	31%
Federal	2006	55%
Provincial	2007	59%
Federal	2008	48%
Civic	2009	25%
Federal	2011	53%
Provincial	2011	46%
Federal	2015	69%
Civic	2016	29%

Source: City of Saskatoon, City Clerk's office; Province of Saskatchewan, Chief Electoral Officer; and Elections Canada

Licensed Home-Based Businesses

	2014	2015
Saskatoon	4341	4483
Forest Grove	98	97

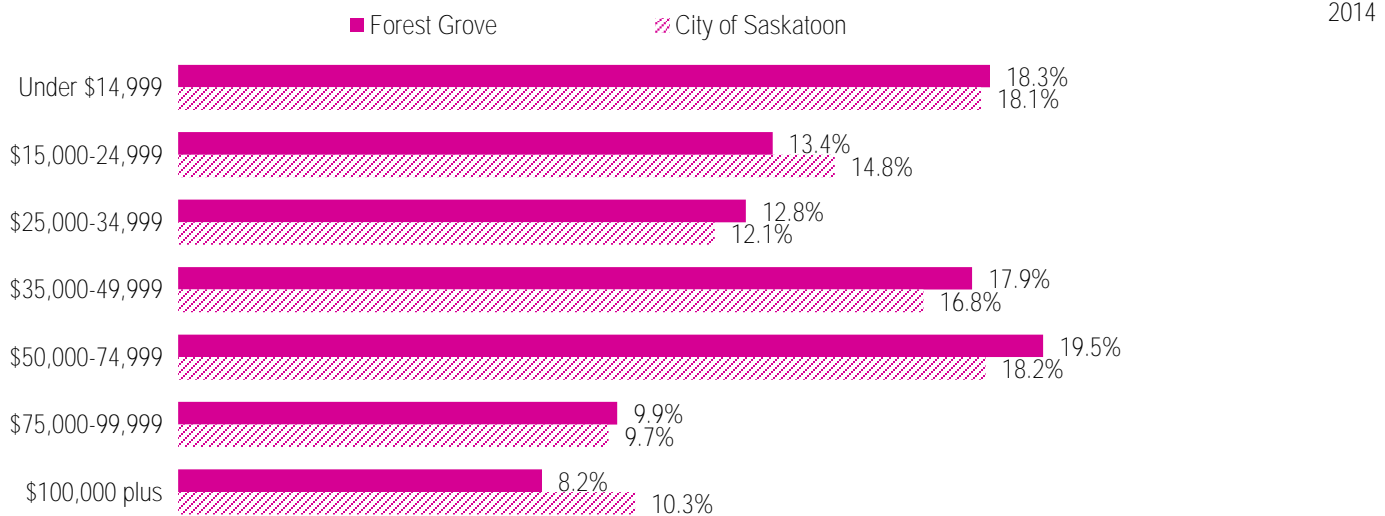
Source: City of Saskatoon, Business License Program

Labour Force

	Forest Grove	Saskatoon
Labour Force Participation Rate	79.5%	73.3%
Economic Dependency Ratio	10.9%	12.5%
Median Total Income (personal)	\$39,370	\$39,190
Provincial Index of Median Income (base=100)	106.80	106.30
Canadian Index of Median Income (base=100)	120.10	119.50

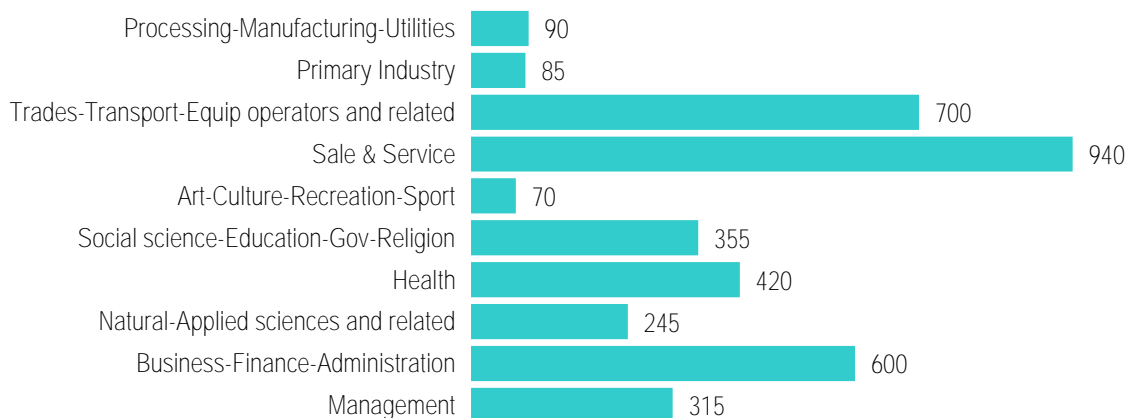
Source: Statistics Canada, Income Statistics Division, T1 Family File (T1FF) based on the final tax file, 2014

Personal Income



Source: Statistics Canada, Income Statistics Division, T1 Family File (T1FF) based on the final tax file, 2014

Major Occupation



Source: 2011 National Household Survey