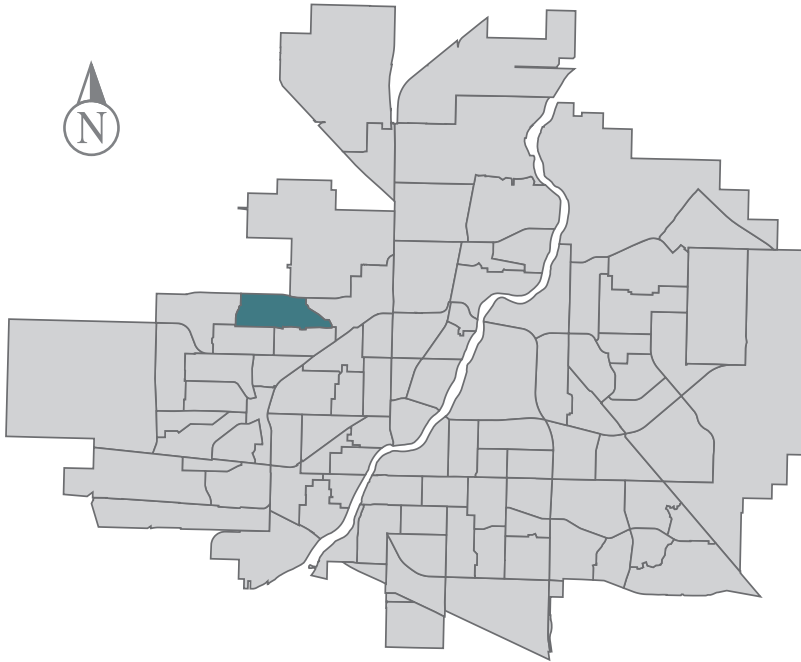


# Hampton Village

## MUNICIPAL WARD 4

 Population  
8,930



## COMMUNITY QUICK FACTS



90.3%

homeownership



\$339,109

average  
sale price



\$46,530

median  
personal  
income



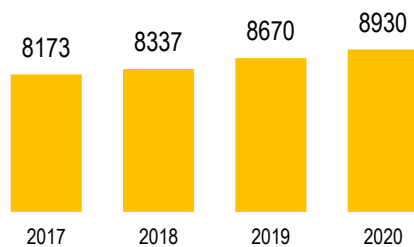
3.2

household  
size



# HAMPTON VILLAGE

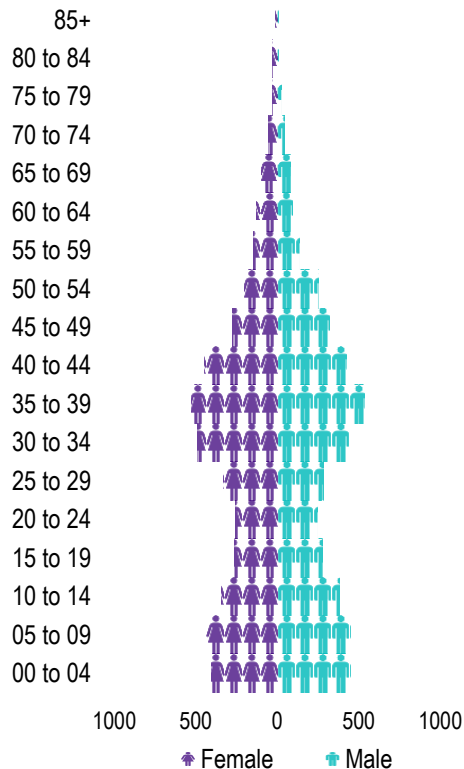
## POPULATION



Source: eHealth Saskatchewan, 2020

## Age Group

2020



Source: eHealth Saskatchewan, 2020

## Ethnic Diversity

	2016
* Higher number indicates greater diversity	
Hampton Village	1.50
Saskatoon	0.45

Source: 2016 Census

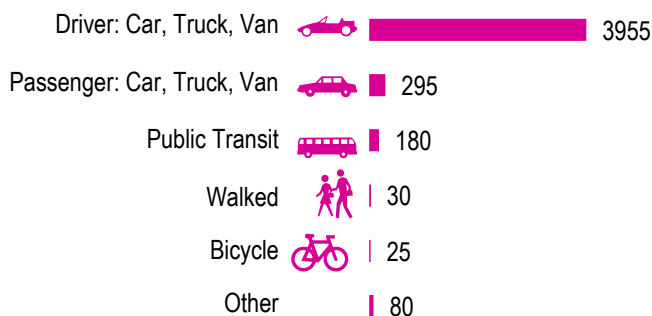
## Mother Tongue

Top Languages	2016
English	5460
Tagalog (Pilipino, Filipino)	725
Punjabi (Panjabi)	395
Urdu	285
Cebuano	130
Bengali	105

Source: 2016 Census

## Mode of Travel to Work

2016



Source: 2016 Census Long Form

## Registered Vehicles

	2018	2019
Total (LV & PV)	5021	4912
LV - light vehicles (commercial & private)		
PV - private passenger vehicle		
Per Person	0.6	0.6
Saskatoon Per Person	0.7	0.6

Source: SGI

## Education Level

2016

No Certificate/diploma/degree	635
High school certificate or equivalent	1580
Apprentice/trades certificate/diploma	605
College/CEGEP/non-university cert./dipl.	1250
University diploma or degree	1980

Source: 2016 Census Long Form

## Postsecondary Enrolment

	2017	2018	2019
Saskatchewan Polytechnic	166	131	168
University of Saskatchewan	196	219	224

Source: Saskatchewan Polytechnic Administrative Office and University of Saskatchewan Registrar's Office

## Enrolment by School

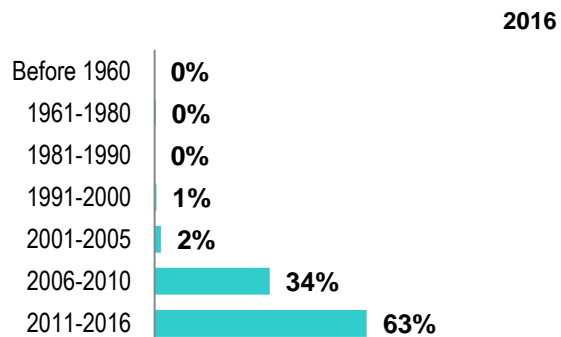
	2017	2018	2019
P - Saskatoon Public School			
S - Greater Saskatoon Catholic Schools			
Ernest Lindner School (p)	-	-	732
St. Lorenzo Ruiz School (s)	-	-	532

## Household Structure

	2016
One-family households	1995
Multiple-family households	115
Non-family households	515
Total lone-parent families	265
Total households	2620
Household size	3.2

Source: 2016 Census

## Age of Dwelling



Source: 2016 Census

## Housing Affordability

2019	Median Multiple
Saskatoon	4.12
Hampton Village	4.07

Note: Median Multiple of 3.0 & under is rated as "affordable"

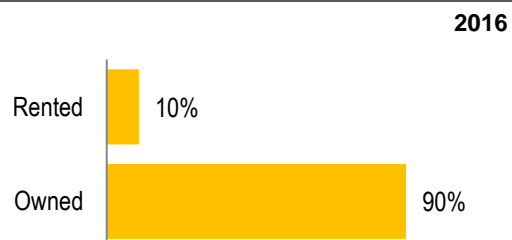
Source: City of Saskatoon, Assessment & Taxation and RBC Economics Research

## Housing Costs

	2016
Average Owner's Major Payments	\$1,928
Average Gross Rent	\$1,344

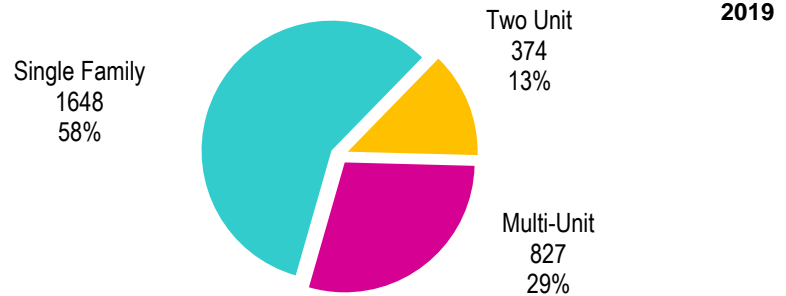
Source: 2016 Census

## Housing by Tenure



Source: 2016 Census

## Dwelling Unit Count



Total Dwellings	2849	
Neighbourhood Area	193.0 hectares	477.0 acres
Dwelling Units per Area	14.8 per hectare	6.0 per acre

Source: City of Saskatoon, Planning & Development

## Real Estate Sales

2019	No. of Sales	Average Price
Condo Townhouse	11	\$ 179,773
High Rise Apt Condo	0	\$ -
Low Rise Apt Condo	13	\$ 186,740
Semi-detached	0	\$ -
Semi-detached - two titles	1	\$ 265,000
Single Family Dwelling	89	\$ 381,892

Source: City of Saskatoon, Assessment & Taxation

## Park Space

2020	Hectares	Acres
Total Park Area	23.6	58.3
Population per Park Area	378.5	153.2

Source: City of Saskatoon, Planning & Development

Park Type: N - Neighbourhood D - District MD - Multi-district  
SU- Special Use I - Industrial

Al Anderson	N	7.7	19.1
Anita Langford	N	6.0	14.9
C Jack MacKenzie	N	1.3	3.2
Draggins Car Club	N	5.5	13.5
Hampton Village Square	SU	0.5	1.2
Paul Mostoway	N	1.6	4.0
Rendall	N	0.3	0.7
Rik Sternberg	N	0.7	1.7

# HAMPTON VILLAGE

## Voter Turn-out (%)

Civic	2003	N/A
Civic	2006	N/A
Federal	2006	N/A
Provincial	2007	73%
Federal	2008	40%
Civic	2009	36%
Federal	2011	70%
Provincial	2011	43%
Federal	2015	67%
Provincial	2016	36%
Civic	2016	29%

## Licensed Home-Based Businesses

	2018	2019
Saskatoon	4984	4958
Hampton Village	192	194

Source: City of Saskatoon, Business License Program

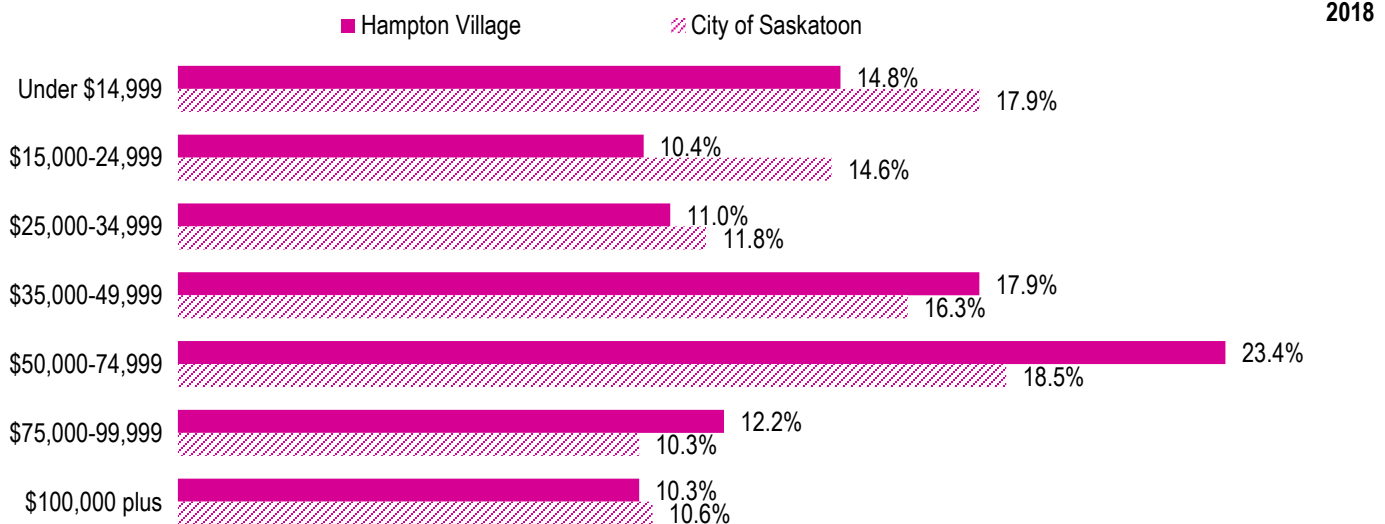
## Labour Force

	2018	
	Hampton Village	Saskatoon
Labour Force Participation Rate	83.5%	70.2%
Economic Dependency Ratio	9%	16.1%
Median Total Income (personal)	\$46,530	\$40,070
Provincial Index of Median Income (base=100)	120.50	103.80
Canadian Index of Median Income (base=100)	126.60	109.00

Source: City of Saskatoon, City Clerk's office; Province of Saskatchewan, Chief Electoral Officer; and Elections Canada

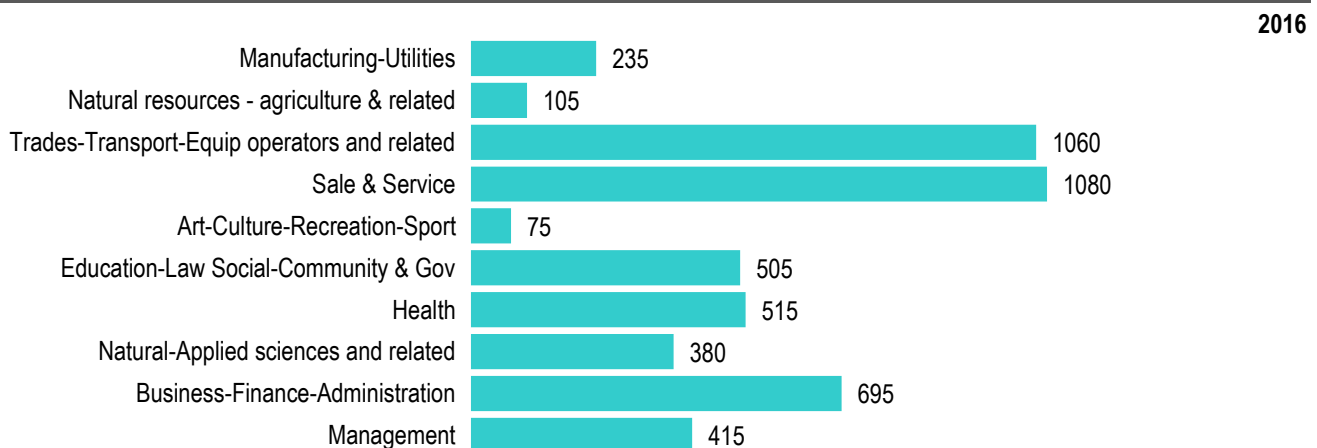
Source: Statistics Canada, Income Statistics Division, T1 Family File (T1FF) based on the final tax file, 2018

## Personal Income



Source: Statistics Canada, Income Statistics Division, T1 Family File (T1FF) based on the final tax file, 2018

## Major Occupation



Source: 2016 Census