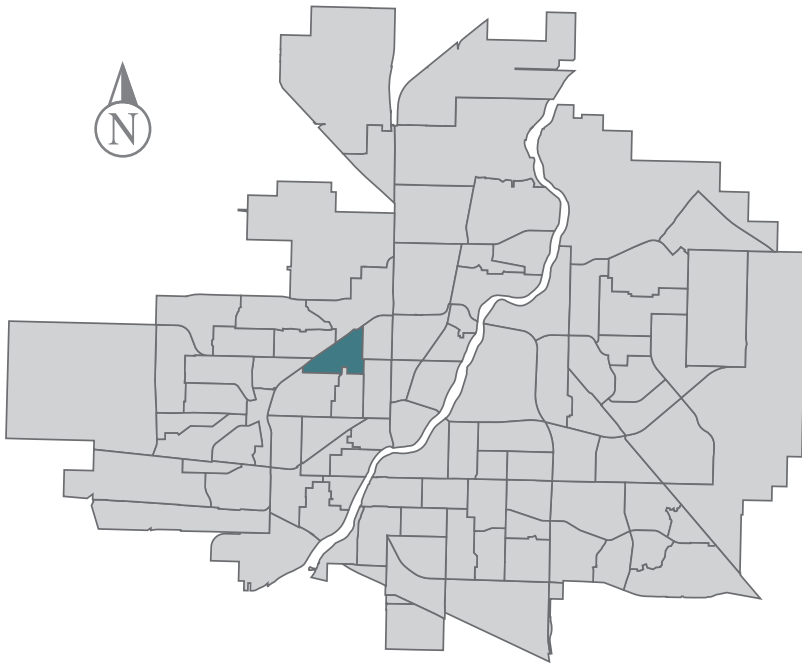


# Hudson Bay Park

## MUNICIPAL WARD 1



Population  
2,238



## COMMUNITY QUICK FACTS



65.7%

homeownership



\$254,338

average  
sale price



\$35,110

median  
personal  
income



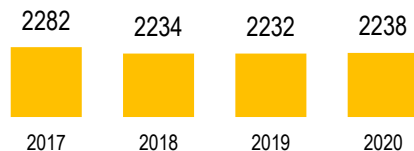
2.3

household  
size



# HUDSON BAY PARK

## POPULATION



Source: eHealth Saskatchewan, 2020

## Age Group



Source: eHealth Saskatchewan, 2020

## Ethnic Diversity

	2016
* Higher number indicates greater diversity	
Hudson Bay Park	0.23
Saskatoon	0.45

Source: 2016 Census

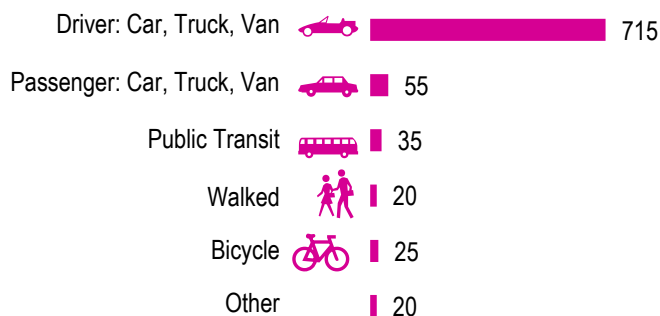
## Mother Tongue

Top Languages	2016
English	1600
Tagalog (Pilipino, Filipino)	70
German	50
Cebuano	30
French	25
Ukrainian	25

Source: 2016 Census

## Mode of Travel to Work

2016



Source: 2016 Census Long Form

## Registered Vehicles

	2018	2019
Total (LV & PV)	1218	1203
LV - light vehicles (commercial & private) PV - private passenger vehicle		Source: SGI
Per Person	0.5	0.5
Saskatoon Per Person	0.7	0.6

## Education Level

	2016
No Certificate/diploma/degree	355
High school certificate or equivalent	535
Apprentice/trades certificate/diploma	170
College/CEGEP/non-university cert./dipl.	320
University diploma or degree	255

Source: 2016 Census Long Form

## Postsecondary Enrolment

	2017	2018	2019
Saskatchewan Polytechnic	51	43	58
University of Saskatchewan	35	30	23

Source: Saskatchewan Polytechnic Administrative Office and University of Saskatchewan Registrar's Office

## Enrolment by School

	2017	2018	2019
P - Saskatoon Public School			
S - Greater Saskatoon Catholic Schools			
Henry Kelsey School (p)	344	344	319
St. Edward School (s)	204	184	193

Source: Saskatoon Public School Division & Greater Saskatoon Catholic Schools

## Household Structure

	2016
One-family households	485
Multiple-family households	15
Non-family households	365
Total lone-parent families	120
Total households	860
Household size	2.3

Source: 2016 Census

## Age of Dwelling

	2016
Before 1960	42%
1961-1980	43%
1981-1990	9%
1991-2000	3%
2001-2005	0%
2006-2010	1%
2011-2016	3%

Source: 2016 Census

## Housing Affordability

2019	Median Multiple
Saskatoon	4.12
Hudson Bay Park	3.27

Note: Median Multiple of 3.0 & under is rated as "affordable"

Source: City of Saskatoon, Assessment & Taxation and RBC Economics Research

## Housing Costs

	2016
Average Owner's Major Payments	\$1,123
Average Gross Rent	\$1,131

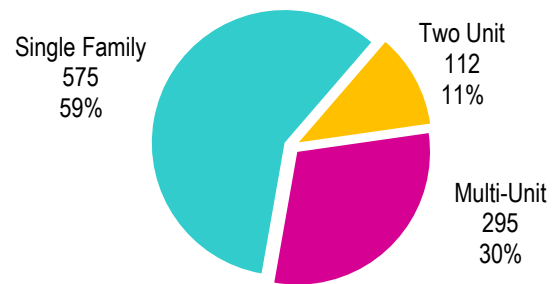
Source: 2016 Census

## Housing by Tenure

	2016
Rented	34%
Owned	66%

Source: 2016 Census

## Dwelling Unit Count



<b>Total Dwellings</b>	<b>982</b>	
<b>Neighbourhood Area</b>	<b>127.8 hectares</b>	<b>315.7 acres</b>
<b>Dwelling Units per Area</b>	<b>7.7 per hectare</b>	<b>3.1 per acre</b>

Source: City of Saskatoon, Planning & Development

## Real Estate Sales

2019	No. of Sales	Average Price
Condo Townhouse	0	\$ -
High Rise Apt Condo	0	\$ -
Low Rise Apt Condo	0	\$ -
Semi-detached	0	\$ -
Semi-detached - two titles	2	\$ 312,500
Single Family Dwelling	24	\$ 249,491

Source: City of Saskatoon, Assessment & Taxation

## Park Space

2020	Hectares	Acres
<b>Total Park Area</b>	20.1	49.7
<b>Population per Park Area</b>	111.3	45.0

Source: City of Saskatoon, Planning & Development

Park Type: N - Neighbourhood D - District MD - Multi-district  
SU - Special Use I - Industrial

<b>Henry Kelsey</b>	<b>N</b>	11.5	28.5
<b>Henry Kelsey North</b>	<b>N</b>	1.5	3.6
<b>Pierre Radisson</b>	<b>D</b>	1.4	3.6
<b>Riversdale Kiwanis</b>	<b>SU</b>	5.7	14.0

# HUDSON BAY PARK

## Voter Turn-out (%)

Civic	2003	51%
Civic	2006	32%
Federal	2006	49%
Provincial	2007	64%
Federal	2008	53%
Civic	2009	32%
Federal	2011	51%
Provincial	2011	53%
Federal	2015	62%
Provincial	2016	29%
Civic	2016	28%

Source: City of Saskatoon, City Clerk's office; Province of Saskatchewan, Chief Electoral Officer; and Elections Canada

## Licensed Home-Based Businesses

	2018	2019
Saskatoon	4984	4958
Hudson Bay Park	43	34

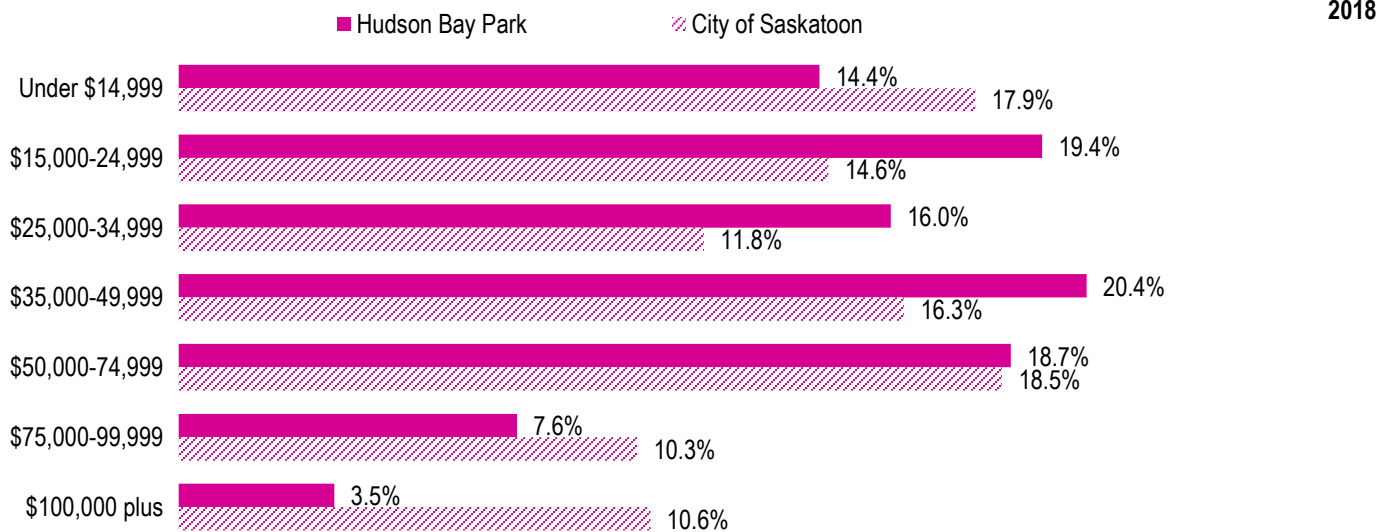
Source: City of Saskatoon, Business License Program

## Labour Force

	2018	
	Hudson Bay Park	Saskatoon
Labour Force Participation Rate	59.5%	70.2%
Economic Dependency Ratio	32.9%	16.1%
Median Total Income (personal)	\$35,110	\$40,070
Provincial Index of Median Income (base=100)	91.00	103.80
Canadian Index of Median Income (base=100)	95.50	109.00

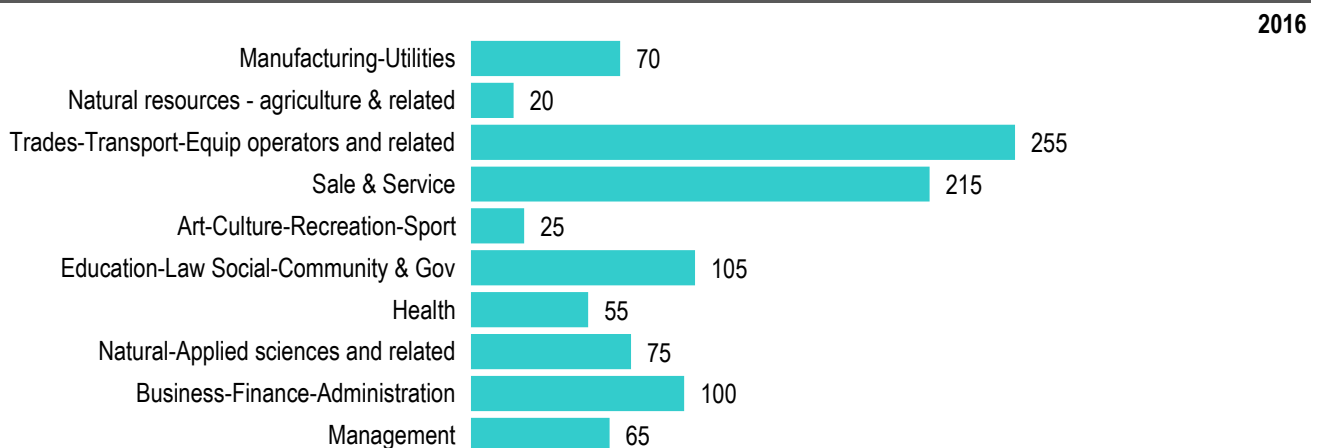
Source: Statistics Canada, Income Statistics Division, T1 Family File (T1FF) based on the final tax file, 2018

## Personal Income



Source: Statistics Canada, Income Statistics Division, T1 Family File (T1FF) based on the final tax file, 2018

## Major Occupation



Source: 2016 Census