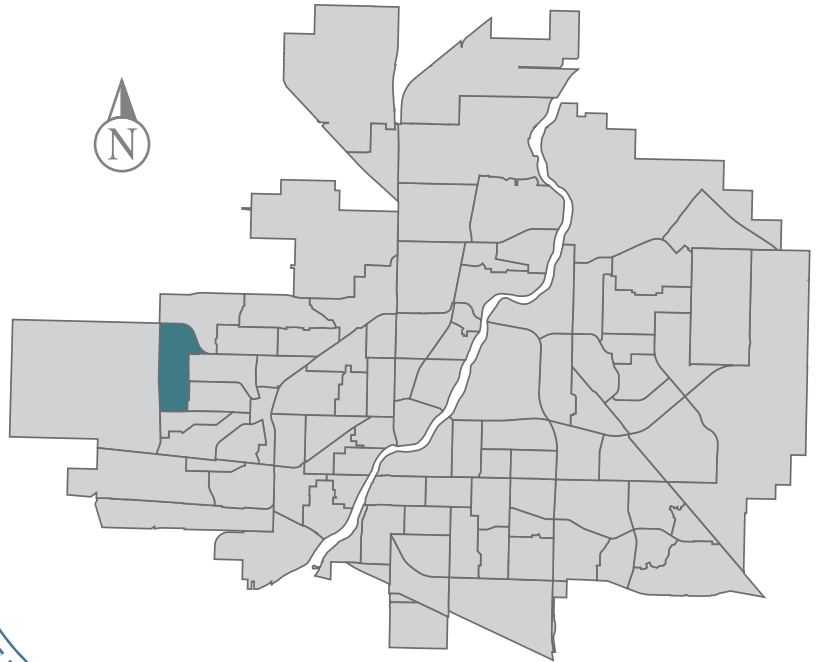


# Kensington

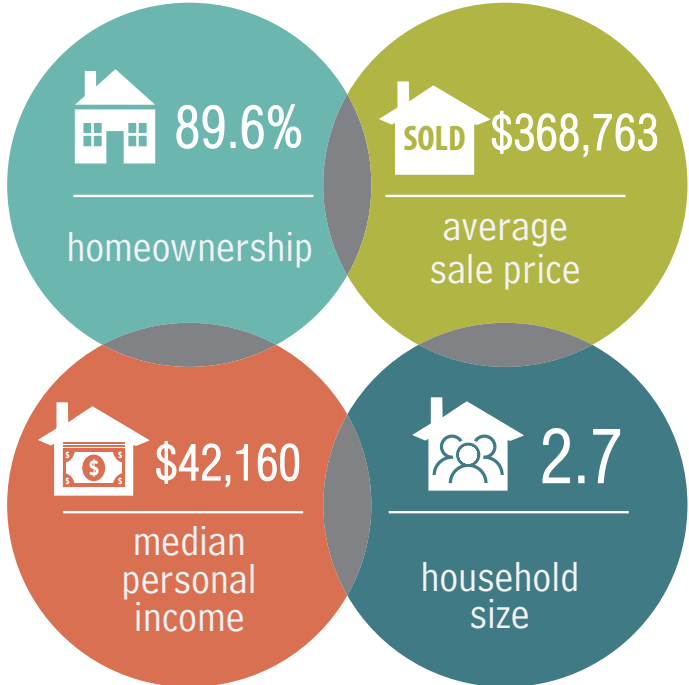
## MUNICIPAL WARD 3



Population  
3,026

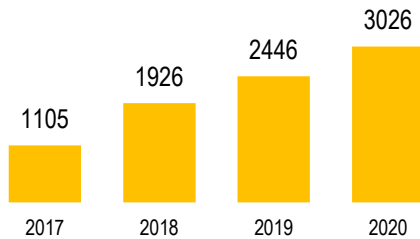


### COMMUNITY QUICK FACTS



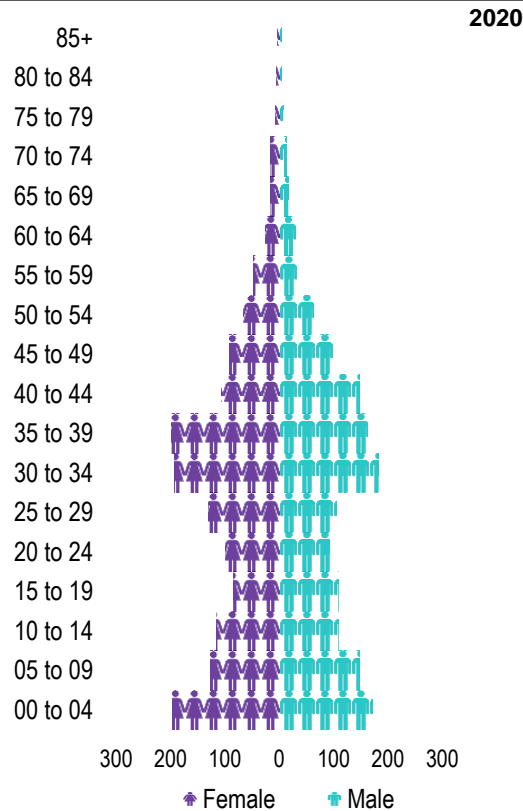
# KENSINGTON

## POPULATION



Source: eHealth Saskatchewan, 2020

## Age Group



Source: eHealth Saskatchewan, 2020

## Ethnic Diversity

\* Higher number indicates greater diversity

Location	2016
Kensington	0.13
Saskatoon	0.45

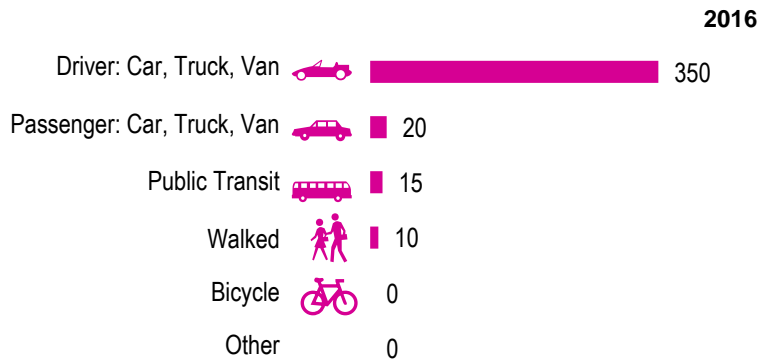
Source: 2016 Census

## Mother Tongue

Mother Tongue	2016
English	405
Punjabi (Panjabi)	40
Urdu	25
Vietnamese	25
Bengali	25

Source: 2016 Census

## Mode of Travel to Work



Source: 2016 Census Long Form

## Registered Vehicles

	2018	2019
Total (LV & PV)	1526	1747
LV - light vehicles (commercial & private)		
PV - private passenger vehicle		
Per Person	0.8	0.7
Saskatoon Per Person	0.7	0.6

Source: SGI

## Education Level

Education Level	2016
No Certificate/diploma/degree	50
High school certificate or equivalent	130
Apprentice/trades certificate/diploma	35
College/CEGEP/non-university cert./dipl.	110
University diploma or degree	180

Source: 2016 Census Long Form

## Postsecondary Enrolment

Institution	2017	2018	2019
Saskatchewan Polytechnic	46	63	71
University of Saskatchewan	51	60	84

Source: Saskatchewan Polytechnic Administrative Office and University of Saskatchewan Registrar's Office

## Enrolment by School

School Type	2017	2018	2019
P - Saskatoon Public School			
S - Greater Saskatoon Catholic Schools			

No Open Schools Located in Neighbourhood

Source: Saskatoon Public School Division & Greater Saskatoon Catholic Schools

## Household Structure

	2016
One-family households	160
Multiple-family households	0
Non-family households	75
Total lone-parent families	30
Total households	240
Household size	2.7

Source: 2016 Census

## Age of Dwelling

	2016
Before 1960	0%
1961-1980	0%
1981-1990	0%
1991-2000	0%
2001-2005	0%
2006-2010	0%
2011-2016	96%

Source: 2016 Census

## Housing Affordability

2019	Median Multiple
Saskatoon	4.12
Kensington	4.84

Note: Median Multiple of 3.0 & under is rated as "affordable"

Source: City of Saskatoon, Assessment & Taxation and RBC Economics Research

## Housing Costs

	2016
Average Owner's Major Payments	\$1,885
Average Gross Rent	\$1,258

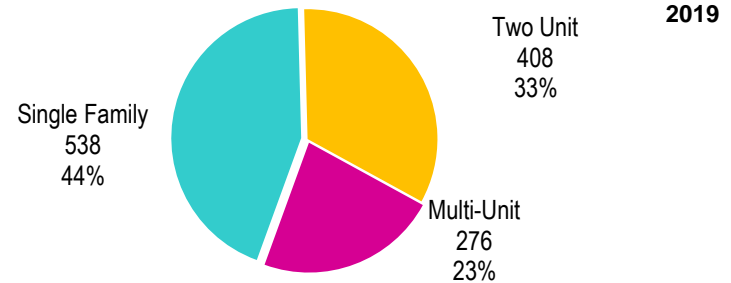
Source: 2016 Census

## Housing by Tenure

	2016
Rented	10%
Owned	90%

Source: 2016 Census

## Dwelling Unit Count



Total Dwellings	1222	
Neighbourhood Area	214.8 hectares	530.9 acres
Dwelling Units per Area	5.7 per hectare	2.3 per acre

Source: City of Saskatoon, Planning & Development

## Real Estate Sales

2019	No. of Sales	Average Price
Condo Townhouse	1	\$ 125,000
High Rise Apt Condo	0	\$ -
Low Rise Apt Condo	15	\$ 213,567
Semi-detached	0	\$ -
Semi-detached - two titles	2	\$ 300,000
Single Family Dwelling	112	\$ 392,953

Source: City of Saskatoon, Assessment & Taxation

## Park Space

2020	Hectares	Acres
Total Park Area	17.5	43.2
Population per Park Area	133.2	53.9

Source: City of Saskatoon, Planning & Development

Park Type: N - Neighbourhood D - District MD - Multi-district  
SU- Special Use I - Industrial

Bev M Dyck	D	2.6	6.4
Ed Jordan	N	0.6	1.5
George H Clare	N	3.7	9.2
Lion's Century	D	9.6	23.7
Mahoney	N	0.4	1.0
Peter H Currie	N	0.6	1.5

# KENSINGTON

## Voter Turn-out (%)

Civic	2003	N/A
Civic	2006	N/A
Federal	2006	N/A
Provincial	2007	N/A
Federal	2008	N/A
Civic	2009	N/A
Federal	2011	N/A
Provincial	2011	N/A
Federal	2015	51%
Provincial	2016	27%
Civic	2016	30%

## Licensed Home-Based Businesses

	2018	2019
Saskatoon	4984	4958
Kensington	46	58

Source: City of Saskatoon, Business License Program

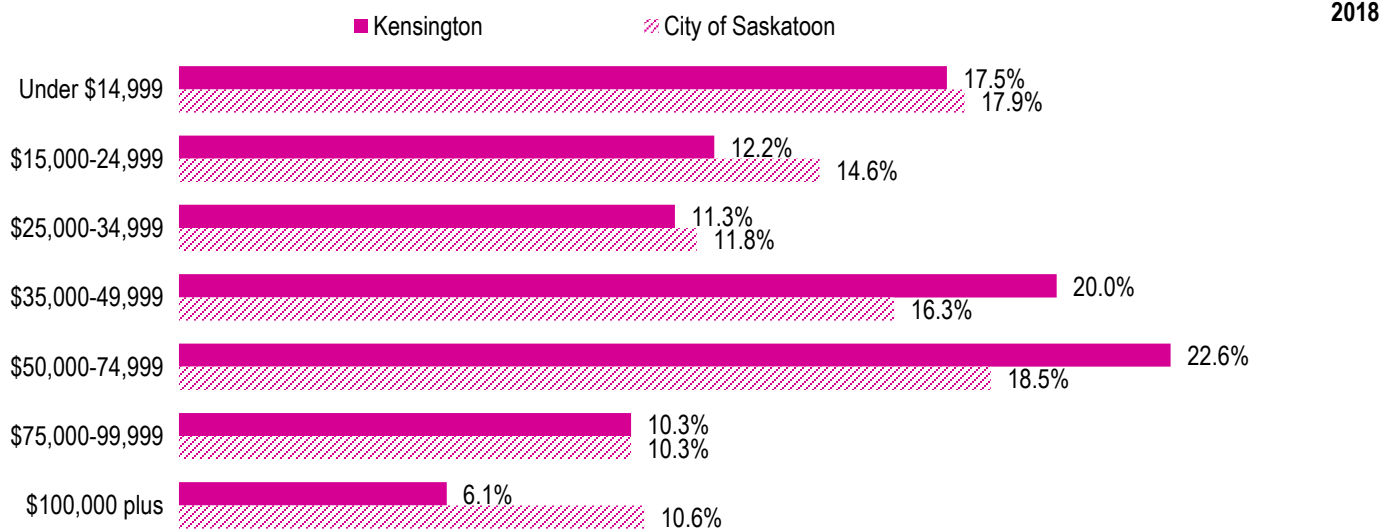
## Labour Force

	2018	
	Kensington	Saskatoon
Labour Force Participation Rate	83.2%	70.2%
Economic Dependency Ratio	10%	16.1%
Median Total Income (personal)	\$42,160	\$40,070
Provincial Index of Median Income (base=100)	109.20	103.80
Canadian Index of Median Income (base=100)	114.70	109.00

Source: City of Saskatoon, City Clerk's office; Province of Saskatchewan, Chief Electoral Officer; and Elections Canada

Source: Statistics Canada, Income Statistics Division, T1 Family File (T1FF) based on the final tax file, 2018

## Personal Income



Source: Statistics Canada, Income Statistics Division, T1 Family File (T1FF) based on the final tax file, 2018

## Major Occupation

