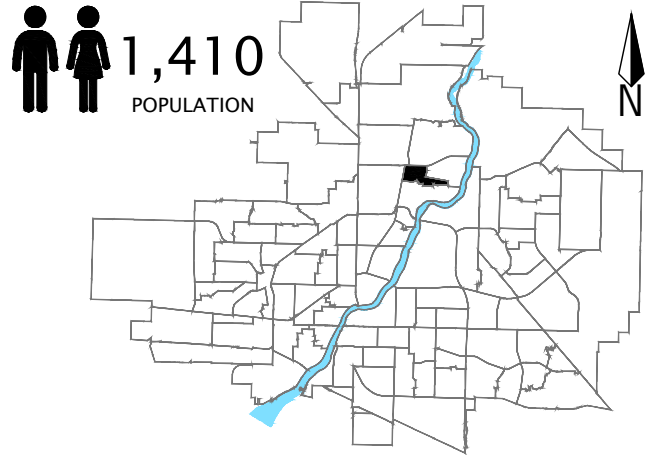


# Lawson Heights Suburban Centre

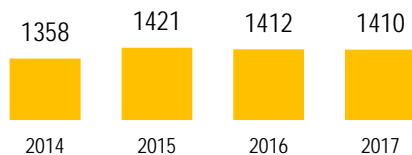
## Community Quick Facts

Homeownership	63.9%
Average Sale Price	\$246,673
Median Personal Income	\$32,320
Household Size	1.5
Municipal Ward	5



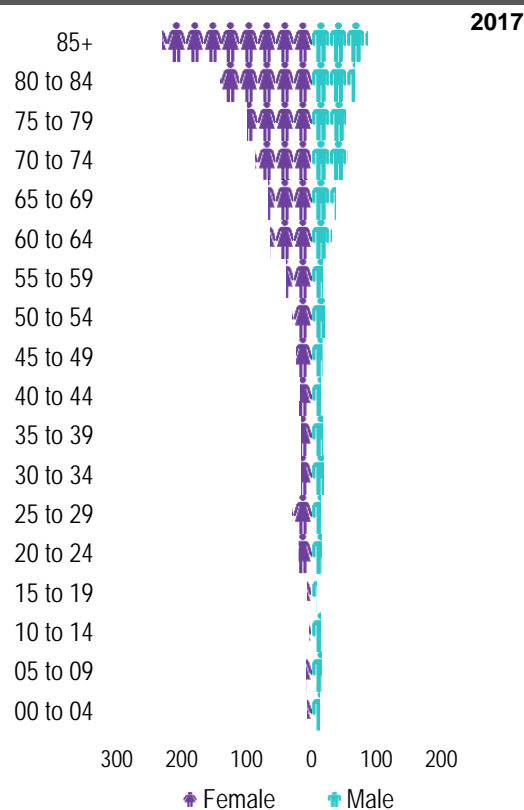
# LAWSON HEIGHTS SUBURBAN CENTRE

## POPULATION



Source: eHealth Saskatchewan, 2017

## Age Group



Source: eHealth Saskatchewan, 2017

## Ethnic Diversity

	2011
* Higher number indicates greater diversity	
Lawson Heights Suburban Centre	0.15
Saskatoon	0.61

Source: 2011 National Household Survey

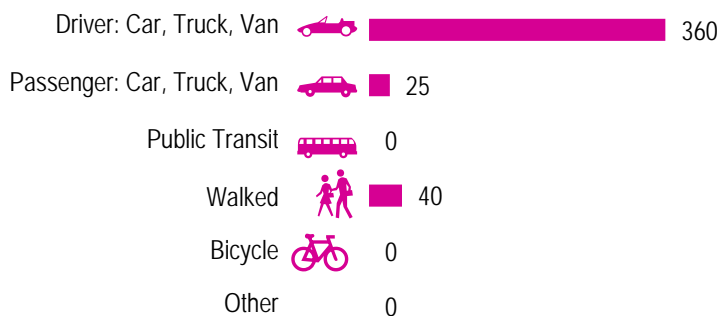
## Mother Tongue

Top Languages	2011
English	890
German	395
Ukrainian	70
French	30
Dutch	15

Source: 2011 Census

## Mode of Travel to Work

2011



Source: 2011 National Household Survey

## Registered Vehicles

	2015	2016
Total (LV & PV)	981	1003
LV - light vehicles (commercial & private)		
PV - private passenger vehicle		
Per Person	0.7	0.7
Saskatoon Per Person	0.8	0.7

Source: SGI

## Education Level

	2011
No Certificate/diploma/degree	525
High school certificate or equivalent	415
Apprentice/trades certificate/diploma	135
College/CEGEP/non-university cert./dipl.	185
University diploma or degree	240

Source: 2011 National Household Survey

## Postsecondary Enrolment

	2014	2015	2016
Saskatchewan Polytechnic	8	11	15
University of Saskatchewan	13	17	12

Source: Saskatchewan Polytechnic Administrative Office and University of Saskatchewan Registrar's Office

## Enrolment by School

	2014	2015	2016
P - Saskatoon Public School			
S - Greater Saskatoon Catholic Schools			
Bishop James Mahoney (s)	539	522	567

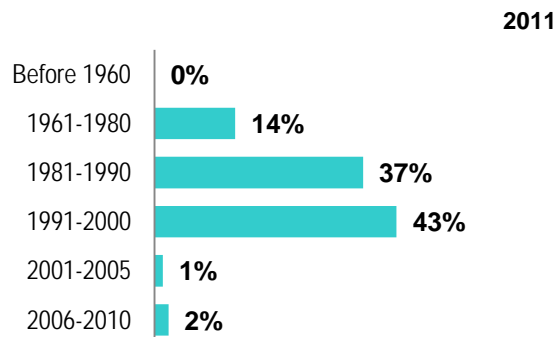
Source: Saskatoon Public School Division & Greater Saskatoon Catholic Schools

## Household Structure

	2011
One-family households	405
Multiple-family households	0
Non-family households	565
Total lone-parent families	46
Total households	975
Household size	1.5

Source: 2011 Census

## Age of Dwelling



Source: 2011 National Household Survey

## Housing Affordability

2016	Median Multiple
Saskatoon	4.32
Lawson Heights Suburban Centre	3.17

Note: Median Multiple of 3.0 & under is rated as "affordable"

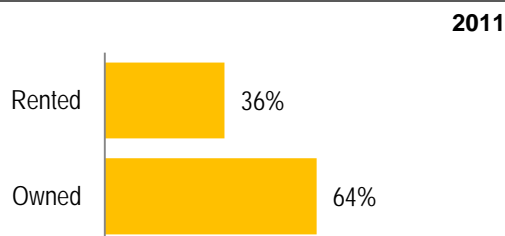
Source: City of Saskatoon, Assessment & Taxation and RBC Economics Research

## Housing Costs

	2011
Average Owner's Major Payments	\$815
Average Gross Rent	\$895

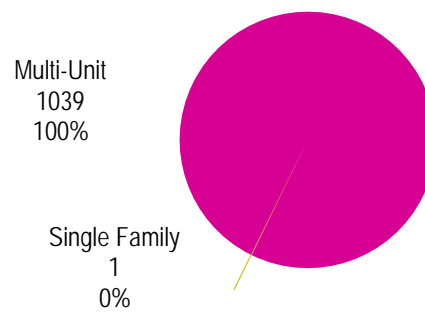
Source: 2011 National Household Survey

## Housing by Tenure



Source: 2011 National Household Survey

## Dwelling Unit Count



Total Dwellings	1040	
Neighbourhood Area	84.7 hectares	209.4 acres
Dwelling Units per Area	12.3 per hectare	5.0 per acre

Source: City of Saskatoon, Planning & Development

## Real Estate Sales

2016	No. of Sales	Average Price
Condo Townhouse	9	\$ 308,167
High Rise Apt Condo	0	\$ -
Low Rise Apt Condo	17	\$ 214,118
Semi-detached	0	\$ -
Semi-detached - two titles	0	\$ -
Single Family Dwelling	0	\$ -

Source: City of Saskatoon, Assessment & Taxation

## Park Space

2016	Hectares	Acres
Total Park Area	28.4	70.1
Population per Park Area	49.8	20.1

Source: City of Saskatoon, Planning & Development

Park Type: N - Neighbourhood D - District MD - Multi-district  
SU - Special Use I - Industrial

Bishop James P Mahoney	D	4.2	10.3
Umea	N	14.6	36.1
Umea Vast	MD	9.6	23.7

# LAWSON HEIGHTS SUBURBAN CENTRE

## Voter Turn-out (%)

Civic	2003	55%
Civic	2006	38%
Federal	2006	54%
Provincial	2007	79%
Federal	2008	64%
Civic	2009	19%
Federal	2011	52%
Provincial	2011	63%
Federal	2015	79%
Provincial	2016	49%
Civic	2016	18%

Source: City of Saskatoon, City Clerk's office; Province of Saskatchewan, Chief Electoral Officer; and Elections Canada

## Licensed Home-Based Businesses

	2015	2016
Saskatoon	4483	4524
Lawson Heights Suburban Centre	14	12

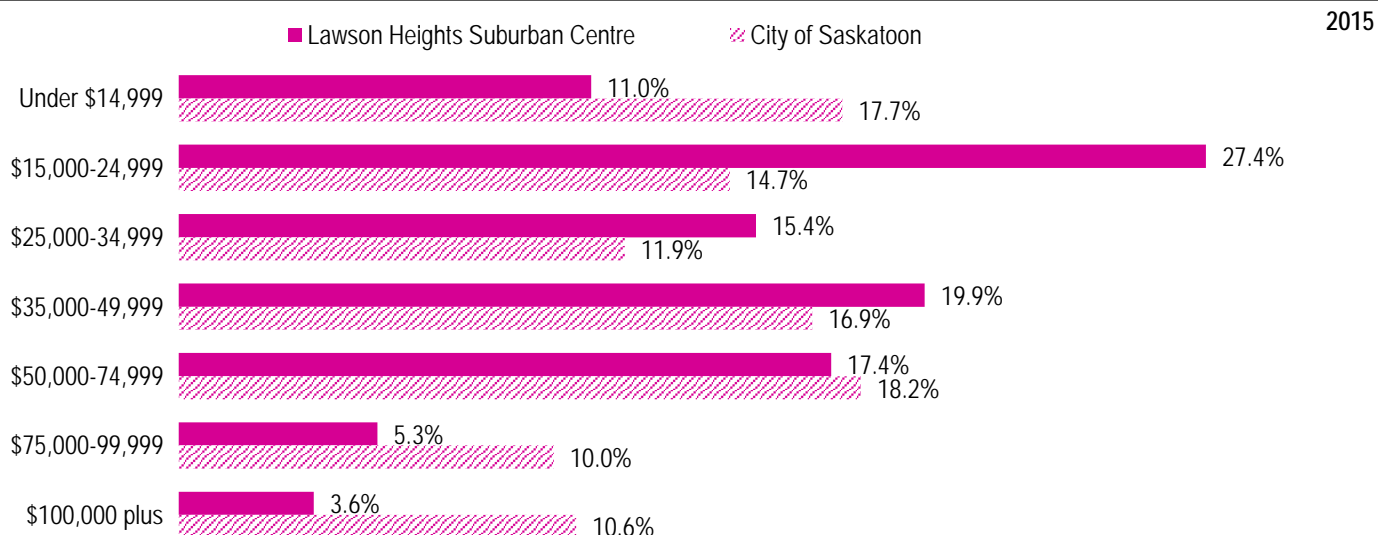
Source: City of Saskatoon, Business License Program

## Labour Force

	Lawson Heights Suburban Centre	Saskatoon
Labour Force Participation Rate	39.7%	72.8%
Economic Dependency Ratio	78.7%	13.4%
Median Total Income (personal)	\$32,320	\$39,760
Provincial Index of Median Income (base=100)	85.70	105.40
Canadian Index of Median Income (base=100)	95.30	117.20

Source: Statistics Canada, Income Statistics Division, T1 Family File (T1FF) based on the final tax file, 2015

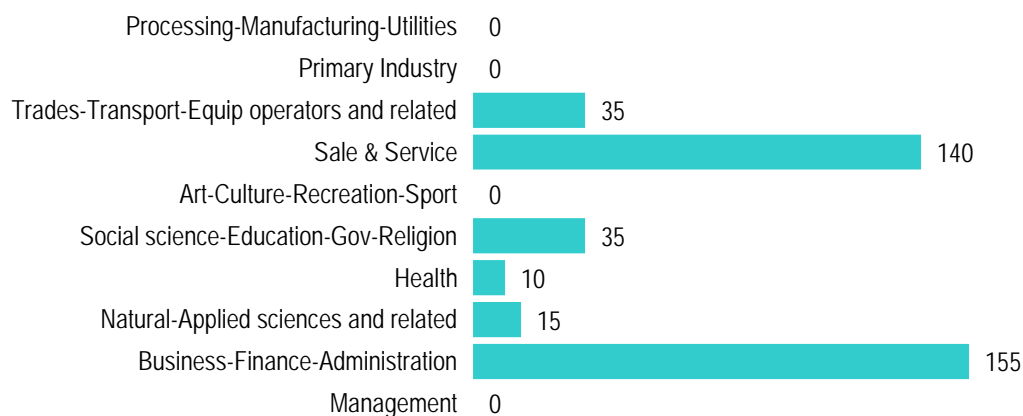
## Personal Income



Source: Statistics Canada, Income Statistics Division, T1 Family File (T1FF) based on the final tax file, 2015

## Major Occupation

2011



Source: 2011 National Household Survey